DO NOT SCALE THIS DRAWING. THE CONTRACTOR IS DEEMED TO HAVE CHECKED ALL DIMENSIONS ON SITE AND REPORT ANY DISCREPANCIES TO OGLESBY & LIMB LTD.
THE CONTENTS OF THIS DRAWING ARE COVERED BY COPYRIGHT AND REMAIN THE PROPERTY OF OGLESBY & LIMB LTD. WRITTEN APPROVAL MUST BE OBTAINED FROM OGLESBY & LIMB LTD PRIOR TO DUPLICATION OR REPRODUCTION OF THIS DRAWING OR ITS CONTENTS.
ANY DIMENSIONS NOT SHOWN ARE TO BE CHECKED AND AGREED WITH OGLESBY & LIMB LTD.

THIS DRAWING MUST BE READ IN ACCORDANCE WITH ALL OTHER PROJECT DRAWINGS, SPECIFICATIONS AND STRUCTURAL ENGINEER'S DRAWINGS AND DETAILS - SHIELDS WILSON PROJECT NO 22-217

ALL DETAILS MUST BE CONSTRUCTED IN ACCORDANCE WITH ACCREDITED CONSTRUCTION DETAILS FOR PART L (www.planningportal.gov.uk)
References to Accredited Details are indicated at typical locations on plans and sections but apply to all circumstances in which they occur.

All dimensions indicated are structural, i.e. block to block or block to stud unless stated otherwise.

The purpose group for this building is Residential 1 (b) – A Dwellinghouse that contains a habitable storey with a floor level a minimum of 4.5m above ground level.
The height of the top floor is 5.9m, the period of fire resistance for dwelling houses with a top floor between 5m and 18m high is 30 minutes.

Materials to comply with appropriate British Standards or Agrément Certificates. Alternatively, the materials should be marked, stamped, independently certified or otherwise justified by test or calculation to show their suitability.
Materials should generally be in accordance with BS8000 series of documents and other accepted good practice (eg. Quality assured to ISO 9000).
Test certificates for materials and equipment such as emergency lighting, fire alarms and concrete test cubes will be required to be submitted prior to the issue of a Final Certificate.

Staircase Details: -
Stairs to be constructed (and finished) in materials to Client's choice to BS 5395-1:2010 & BS 585-1:1989 as detailed below:
Stair pitch not to exceed 42° and design to be based upon actual dimensions taken on site.
Rise and going to be level and equal to all steps in a flight.

Stair to have a minimum headroom of 2000mm above stair pitch line and to be provided with landings clear of any door swing top and bottom equal in length to the width of the stairs. If doors open across a bottom of a landing- a clear 400mm space must be maintained across the width of the flight.
Handrails must be provided on both sides of the stairs, at a height 900-1000mm above floor/nosing levels and continuous throughout their length.
All guarding is to be at a minimum height 900mm above floor/nosing levels and continuous throughout their length, with non-climbable vertical balustrading, no gaps to exceed 100mm and all constructed to resist a horizontal force of 0.36kn/m as defined under BS EN 1991-1-1. All open treads, gaps etc should not exceed 100mm.

Main staircase
Total ground floor to first floor - 3000mm
Risers - 15 no equal of 200mm high.
Goings - 14 no equal of 250mm.
2R + G = 625mm (must be between 550 & 700mm)
Total first to second floor - 2900mm
Risers - 15 no equal of 193.3mm high.
Goings - 14 no equal of 250mm.
2R + G = 636mm (must be between 550 & 700mm)

Office Staircase
Total first to second floor - 2650mm
Risers - 15 no equal of 189mm high.
Goings - 14 no equal of 220mm.
2R + G = 598mm (must be between 550 & 700mm)

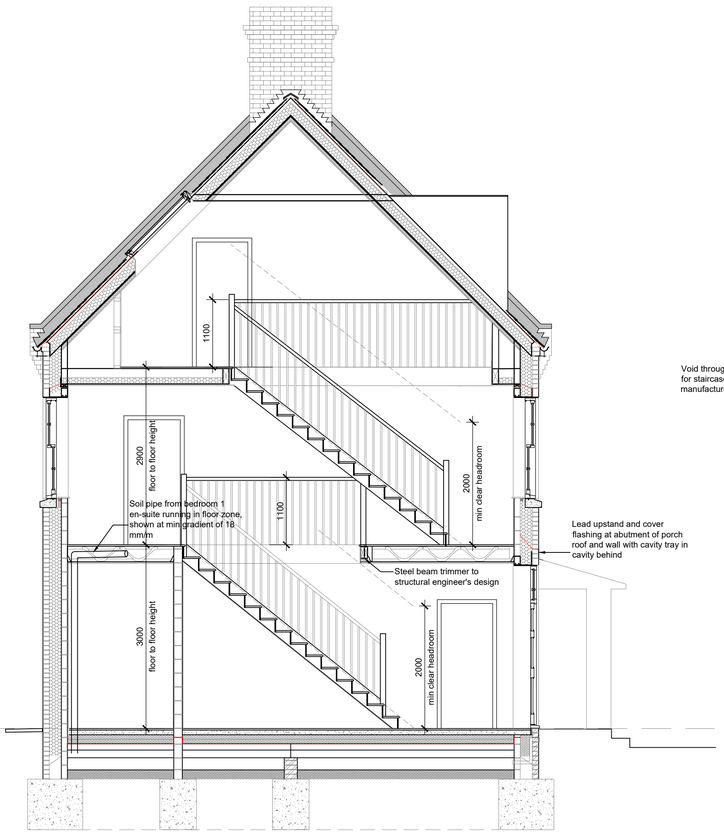

Section E-E, main staircase
Scale 1 : 50

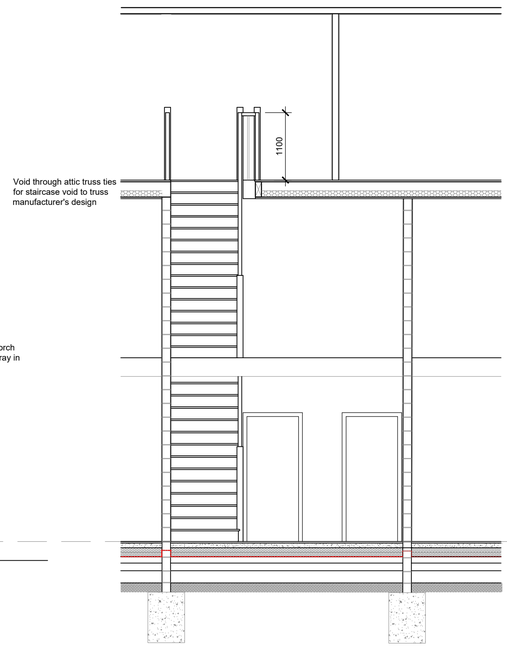

Section F-F, main staircase
Scale 1 : 50

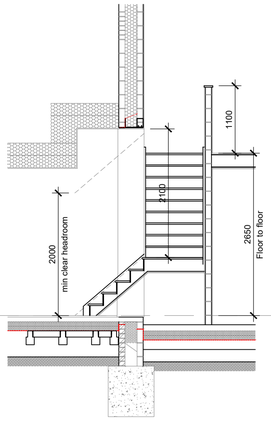

Section G-G, staircase to office
Scale 1 : 50

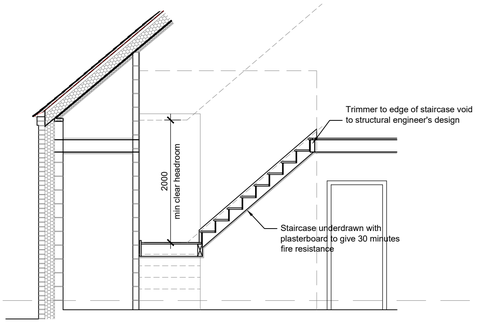

Section H-H, staircase to office
Scale 1 : 50

Ref.	Date	Description	Initial
BR2	31.03.23	Revisions to windows and rooflights, stair to 2nd floor revised	AP
BR1	01.12.22	Building Regulations application	AP

Oglesby & Limb Ltd
Chartered Architect
Suite 1 Market Chambers
12 Market Place, Spalding, Lincs
PE11 1SL
Tel: 01775 761196
e-mail: design@o-l-ltd.co.uk

Client:
Mr W. Ravell

Project:
Proposed new dwelling
Eaugate Road, Moulton Chapel
Spalding, PE12 0XJ

Drawing Title:
General Arrangement Sections Through Staircases

BUILDING REGULATIONS

Date:	Scale:
Jun 22	as shown @ A1
Drawn by: AP	Checked by: AJO

Drawing Number:	Rev:
A1490-16	BR2