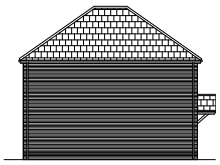

SIDE ELEVATION

REAR ELEVATION

FRONT ELEVATION

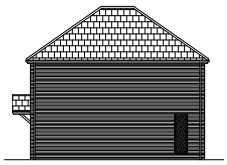

SIDE ELEVATION

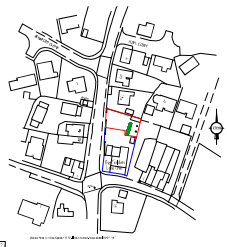

LOCATION PLAN 1:1250

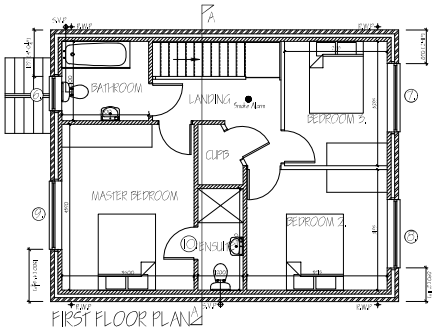

FIRST FLOOR PLAN

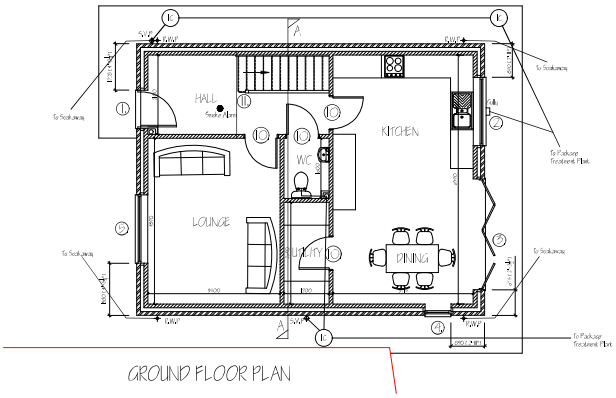

GROUND FLOOR PLAN

LANDSCAPING REFERENCE KEY:

A - Existing frontage wall & pillars

B - Existing wall increased in height

C - Existing 1.25m high close boarded fence

D - Proposed 1.25m high close boarded fence

E - Shrubbery areas with native species

F - Gravel driveway and turning area

G - Slabbed patio and footpath

H - Planting Cherry (Prunus Accolade) - Feature tree

All planting to be in accordance with BS 4428:1989 and amendment No.1 (1991)

All trees to be planted with minimum 0.5cm depth, mulch mat and to be staked, tied and rabbit.

1/3 to 1/2 bag of peat free tree and shrub planting compost to be incorporated into backfill for each tree hole.

Domestic Ventilation Design Assessment for compliance with requirement F1(1) of the Building Regulations 2010 :-

Ref	Opening Description	Room Description	Minimum Ventilator Required	Ventilator Positions	Ventilators Per Window	Proposed Ventilation (mm²)	Total Proposed Ventilation (mm²)
1	Window	Kitchen	5000	1	5	5000	5000
2	4 Fold Doors	Dining Area	5000	1	5	5000	5000
3	Window	Lounge	5000	1	5	5000	5000
4	Window	Bathroom	5000	1	5	5000	5000
5	Window	Bedroom 2	5000	1	5	5000	5000
6	Window	Bedroom 4	5000	1	5	5000	5000
7	Window	Master Bedroom	5000	1	5	5000	5000
						Total Ventilation Provided to meet with Home Building Instructions Ventilation Compliance	40000

New Opening schedule :-

Ref	Opening Description	Opening Size	Lintel Type	Lintel Length	Secure Door & Window
1	Entrance Door	1070.0w x 2100.0h	Keystone HF/K-90	1.95-2.0mm	Yes
2	UPVC Window	1910.0w x 1050.0h	Keystone HF/K-90	2.20-2.0mm	Yes
3	4 - Fold Doors	3395.0w x 2100.0h	Keystone HF/K-90	3.70-2.0mm	Yes
4	UPVC Window	1200.0w x 1200.0h	Keystone S/K-90	1.30-2.0mm	Yes
5	UPVC Window	1910.0w x 1050.0h	Keystone HF/K-90	2.20-2.0mm	Yes
6	UPVC Window	1910.0w x 1050.0h	Keystone S/K-90	1.95-2.0mm	Yes
7	UPVC Window	1910.0w x 1200.0h	Keystone HF/K-90	2.20-2.0mm	
8	UPVC Window	1910.0w x 1200.0h	Keystone HF/K-90	2.20-2.0mm	
9	UPVC Window	1910.0w x 1200.0h	Keystone HF/K-90	2.20-2.0mm	
10	Internal Door Openings	1710.0w x 1875.0h	Keystone HF/RSJ 100	1.95-2.0mm	
11	Internal Room Dividers	1000.0w x 2600.0h	UPVC 100 Beam	2.95-2.0mm	

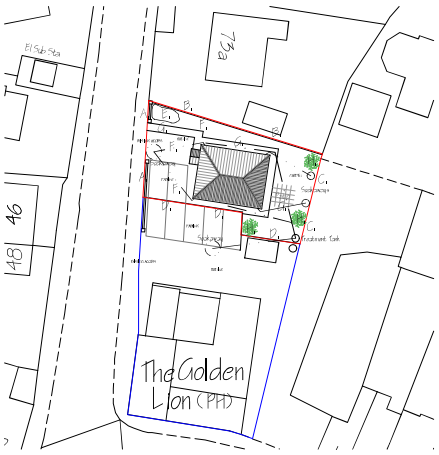

SITE PLAN 1:250

C	Multiple amendments	DEC 2021
B	Multiple amendments	DEC 2021
A	Issued for Planning	MAY 2021
Ref.	Details	Date

G. R. MERCHANT LTD.

I.ENG AMIOE FIWO

ARCHITECTURAL, STRUCTURAL AND LAND DRAINAGE CONSULTANTS

4 Wrights Mews
12A Park Road, Holbeach,
Spalding, Lincs. PE12 7EE
Tel: 01406 490800
Fax: 01406 425744
E-Mail: gr.merchant@btconnect.com

Project: RESIDENTIAL DEVELOPMENT AT: THE GOLDEN LION, PURPLE HOUSE SEAS END ROAD, MOULTON SEAS END SPALDING, LINCS PE12 6LP

Client: R MURRAY & P SUMMERFIELD

Drawing: FLOOR PLANS & ELEVATIONS SITE & LOCATION PLAN

Job No.	Drawing No.
5840-21.	01.
Date	**Scale**
MAY 2021.	SEE.

Scale: 1/50 & 1/100 (otherwise stated).

DO NOT SCALE FROM THIS DRAWING

Unauthorised use of this drawing is prohibited. The Copyright in this drawing and all other documents and drawings prepared by G. R. Merchant Ltd. and all other consultants and specialists is and shall remain the property of G. R. Merchant Ltd. and shall not be used, reproduced or disclosed to any other person or organisation without express written permission of G. R. Merchant Ltd. Dimensions shown on this drawing are for guidance only and should be checked on site before commencement of any work. Any discrepancies or ambiguities which require clarification or any construction or design errors, omissions or inconsistencies must be notified to the Architect and no work recommenced in respect of the building or any part thereof affected by such discrepancies, ambiguities, errors, omissions or inconsistencies until the receipt of clarification or instructions from the Architect pursuant to notice in all specifications, bills of quantities, schedules of work, drawings and other documents prepared by or for the Architect. Where a specification, bill of quantities, schedule of work or other document prepared by or for the Architect describes a material or product by reference to a trade name or catalogue number, such reference is intended to indicate the quality and performance of the material or product and does not imply that it is the only one which will be acceptable. Any such alternatives must be approved by the Architect before they are used. Where a specification, bill of quantities, schedule of work or other document prepared by or for the Architect describes a material or product by reference to a British Standard or other standard