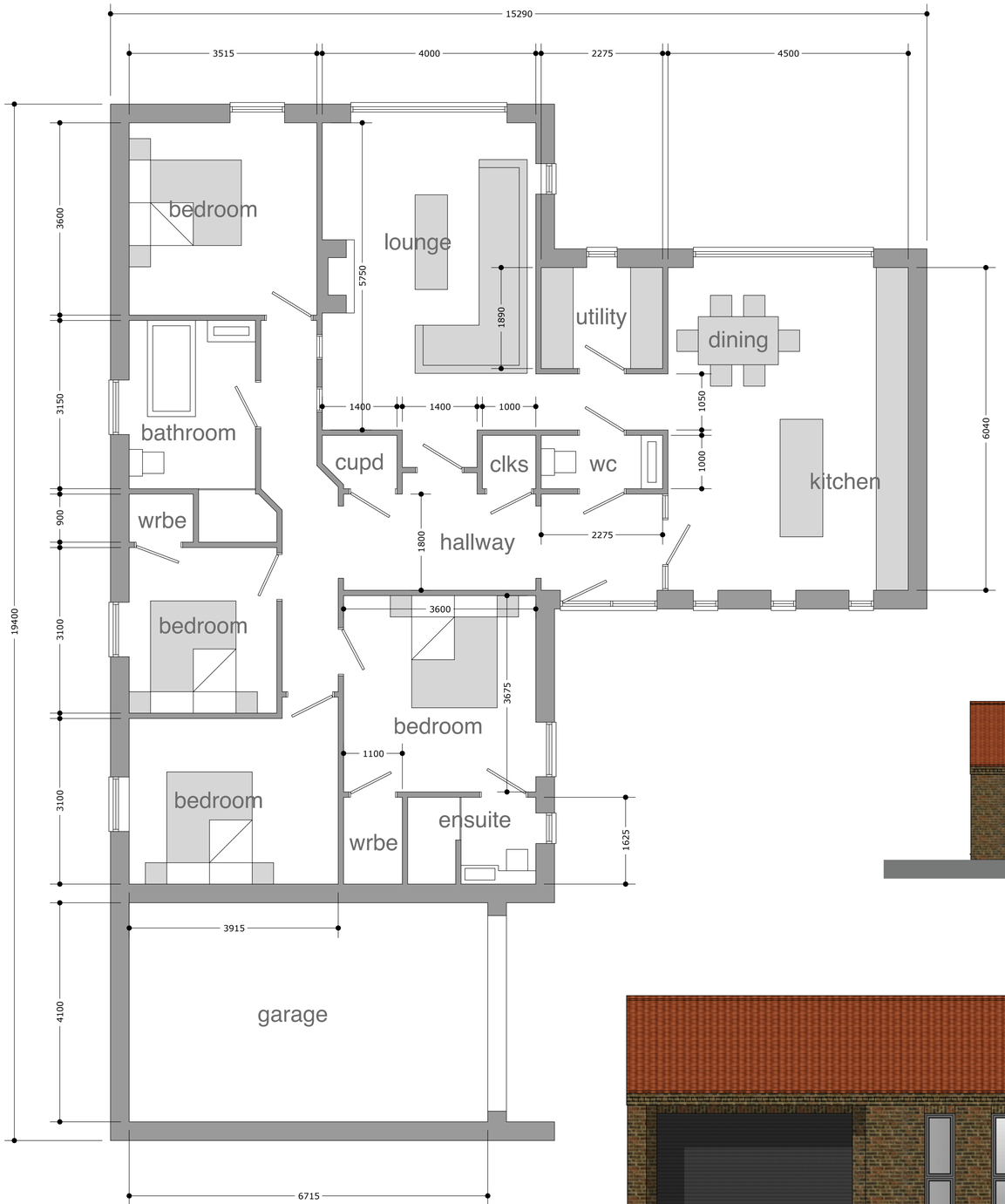



GROUND FLOOR PLAN




FRONT



REAR



LEFT



RIGHT

PROPOSED RESIDENTIAL DEVELOPMENT
2 PLOTS ADJACENT 51 SEAS END ROAD
MOULTON SEAS END SPALDING LINCS for
BLM BUILDERS

DO NOT SCALE FROM THIS DRAWING
This and the information it contains is the property of Julian Warrick Architectural Design Consultant and may not be used or reproduced without permission. The drawing is prepared for the purpose of obtaining planning permission and building regulation approval and may not be suitable for any other purpose. No responsibility can be accepted for errors made by others scaling from this drawing. The drawing is prepared in accordance with the instructions given to us by our client and is limited to the extent required for the purposes of the project detailed above. Any discrepancies found in relation to site conditions, dimensions or specification should be notified to us immediately. Unless stated otherwise, this drawing is not to be used for setting out purposes. Any dimensions given are to the face of structure unless noted otherwise. Figured dimensions are to be taken in preference to scaled. All dimensions are in millimetres unless noted otherwise. Do not scale from drawing. Refer to engineer's drawings and specification for all structural details. Any proposed tree planting is indicative only. Species, sizes and specifications subject to detailed design. Any existing trees to be retained must be protected during the course of the development. Precise location of all services to be confirmed with the relevant authorities before commencement of any excavation work. The Contractor is responsible for ensuring that all necessary consents are obtained and that the works comply with the Building Regulations and all other relevant statutory requirements. The Contractor is responsible for the adequacy of all temporary works and for the safety of all persons affected by the works. Construction drawings are not to be used for construction purposes unless they are signed as approved by the Building Control Officer. Dimensions are to be checked on site by the Contractor before any work is put in hand or any materials ordered. Any discrepancies are to be reported to the Architect before proceeding with the work. The Architect is not responsible for any errors or omissions in the Structural Engineer's design or detailing. The Contractor is responsible for the co-ordination and correctness of the Structural Engineer's design with the Architect's design. Any discrepancies are to be reported to the Architect before proceeding with the work. The Contractor is responsible for ensuring that all sub-contractors comply with the requirements of the Health and Safety at Work etc. Act 1974 and Section 6 of the Construction (Design and Management) Regulations 2015. Any proposed trees are indicative only. The Contractor should contact the Local Authority Tree Officer before any work is carried out to confirm any Tree Preservation Orders that may be in force. Any proposed planting is indicative only. Species, sizes and specifications subject to detailed design. PLANNING APPROVAL IN THE UNITED KINGDOM DOES NOT INCLUDE BUILDING REGULATIONS APPROVAL. IT IS THE CONTRACTORS RESPONSIBILITY TO ENSURE THAT ALL WORKS ARE APPROVED THAT IT IS DONE SO AT THE CLIENTS OWN RISK.

-						
-						
-						

PLOT 1 PLANS AND ELEVATIONS

1/50 1/75	5/6/24

J185-PL 13

Julian Warrick
Architectural Design Consultant
Email: julian@jwarrick-design-cons.com
Tel: 01775 820123
Mob: 07849 652067
JulianWarrick.co.uk
Google +
8 Beech Grove
Donington
Spalding
Lincs
PE11 4XQ