27 JUN 1994
REF 0617/94

PROPOSED

H301G (6)
H301G (7)
H301G (8)
B301G (9)
H301G (5)
H301G (4)
B201G (3)
B205G (2)
B203G (1)

MAWFRED CLOSE

Seas End Road

Block Plan 1:500

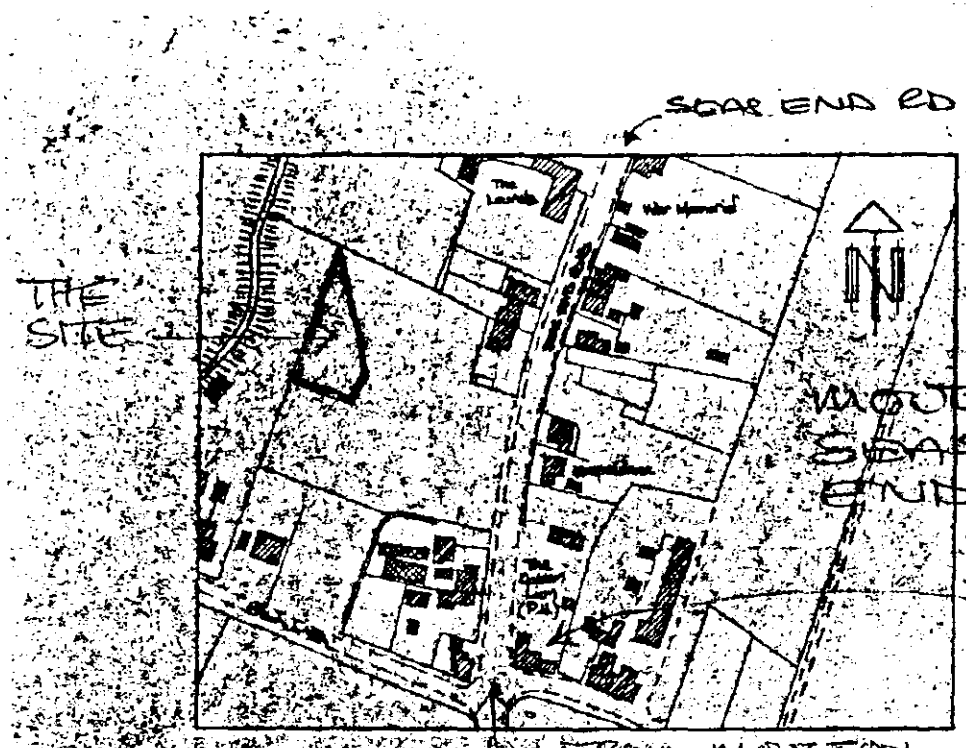

Location Plan 1:2500

IF IN ANY DOUBT PLEASE ASK.

SHEET ONE.

NEW LINTELS TO BE 1.6 H.D. WITH MIN OF 6" END BEARINGS.

100MM HEPLEVE R.W. DRAINS 1-40 FALLS TO EXIST SOAKAWAY.

WINDOWS + PATIO FINISHED STAIN TO MATCH EXIST. AND TO HAVE EACH MIN 4000 SQ MM TRICKLE VENTS + HORZ + VERT BARS.

EXISTING BOUNDARY FENCING.

CONC. PATH TO FALLS ALL ROUND.

12'4" (3.759)

4"

3"

2'3"

(1.219) 4'0"

PATIO DOORS. 1800 x 2100

14'8" (4.470)

6"

LEVEL

ADJUST EXIST RAMP TO SUIT

FURTHER FASTENERS TO JUNCTION OF NEW AND EXIST. WORK.

KITCHEN.

REPLACE EXIST. WINDOW WITH FRENCH DOORS + SIDE LIGHTS. LINTEL TO REMAIN.

THRO' DINER AND LOUNGE.

NOTE. BOX IN EXIST W/M WASTE IN REMOVABLE TIMBER DUCT.

* FLOORS MUST FINISH LEVEL.

LONG PATH TO HAVE RESTING HOLES.

LOUNGE

GROUND PLAN.

COXHILL SMOOTH DOUBLE ROMAN ROOF TILES COLOUR TO MATCH EXIST. ON 2"x1" T+G BATTENS ON UNDERLAYABLE ROOFING FELT LAPPED 6" IN ALL DIRECTIONS ON CUT ROOF.
8"x2" S.G. RAFTERS. 5"x2" C JOISTS 4"x2" HANGERS. 9"x1" RIDGE 8"x3" RUNNER. 150MM FIBREGLASS WITH 2" AIR GAP AT ROOF SLOPE NEW VENTED SOFFITS. 4" H.R. R.W. GUTTERS ALL TO MATCH.

CODE 5 LEAD FLASHINGS. 22½° PITCH. 100MM HEADLAP.

VAPOUR BARRIER WITH MATCHBOARDED CEILING + END WALL TO EXIST. STAINED. 4"x2" WALL PLATE WITH BAT STRAPS @ 1.8M C.C.

10MD WALL TIES PER SQM.

DECOR D.P.C. 3" SKIRTINGS.

(2.286) 7'6"

8'6" (2.590)

5"

FACING BRK TO MATCH EXISTING. 3" CAVITY FILLED 3" DRYTHERM. BUTTERLEY REF 56 COUNTRYSIDE MULTI BUFF INT. FACINGS. NOTE REVEALS LINED WITH STAINED TIMBER. THERMABAT CAVITY CLOSERS.
3" SCREED ON 2" SARLITE TURNED UP AT EDGES ON 4" CONC. SLAB ST4 MIX. ON 1200G. VISQUEEN ON MIN 6" CONC. HARDCORE. CLAY A BLOCKS BELOW G.L. CAVITY WEAK MIX FILLED BELOW G.L.

2'3" x 10" CONC. STRIP FOOTING ST4 MIX TO LOAD BEARING STRATA.

SECTION.

SCALE 1/4" = 1'0".

CCD 0906 422126

SOUTH...
PLAN
27 JUN 1994
REF 0617/94

SHEET TWO.

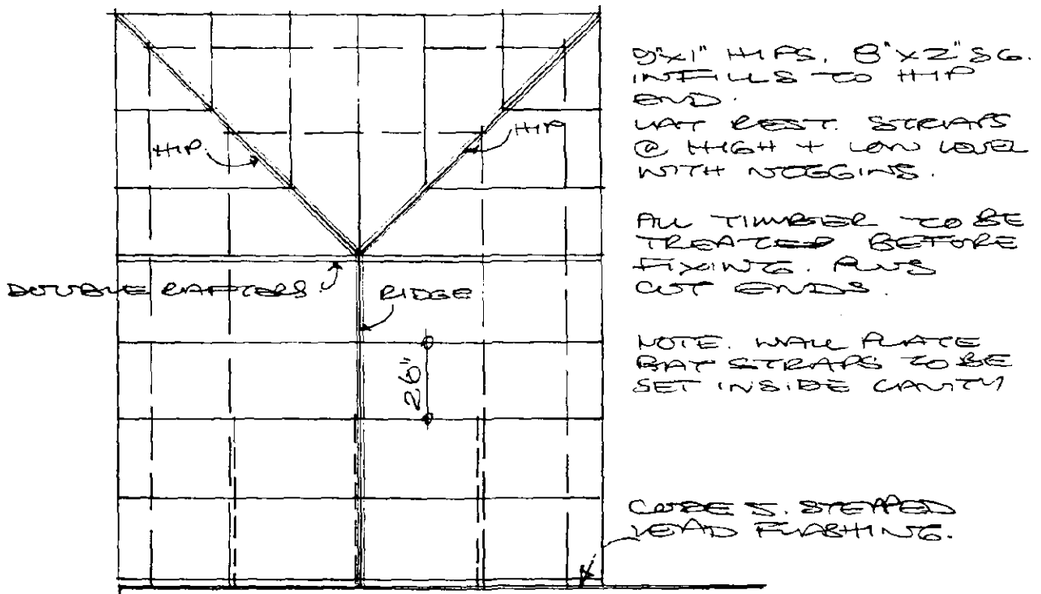

9"x1" HHPS. 8"x2" SG. INFILLS TO HHP END.
FLAT ROOF. STRAPS @ HIGH + LOW LEVEL WITH NOGGINS.

ALL TIMBER TO BE TREATED BEFORE FIXING. ALL CUT ENDS.

NOTE. WALL PLATE & FLAT STRAPS TO BE SET INSIDE CAVITY

CODE 5. STEPPED LEAD FLASHING.

ROOF PLAN.



END. (REAR ELEVATION)

SOUTH HOLLAND D.C.
PLAN DEPT.
27 JUN 1994
REF 0617/94

HEATING BY ELEC. NIGHT STORES.
PROVIDE POINT FOR FAN + CENTRE LIGHT.
2 NO. D.S.O. AND 1 NO. TV. POINT.

NOTE. 1 COURSE OF BRICKFORCE AT LINTEL LEVEL ALL ROUND NEW WORK.

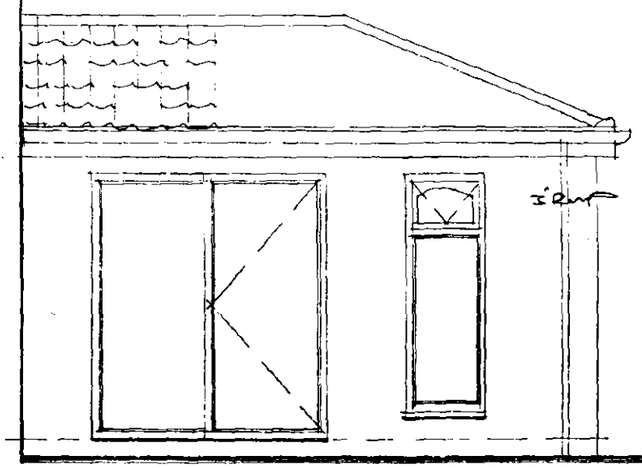

SIDE.

ALL WINDOWS + PATIO DOOR TO HAVE TOUGHENED GLASS. DOUBLE GLAZED. BW. COURSING AND HEAD DETAILS TO MATCH EXISTING. INT. REVEALS TO BE LINED IN STAINED TIMBER.



SIDE.

IF IN ANY DOUBT PLEASE ASK.

SCALE 1/4" = 1'0"
LCD. 0406 422126