

EAST

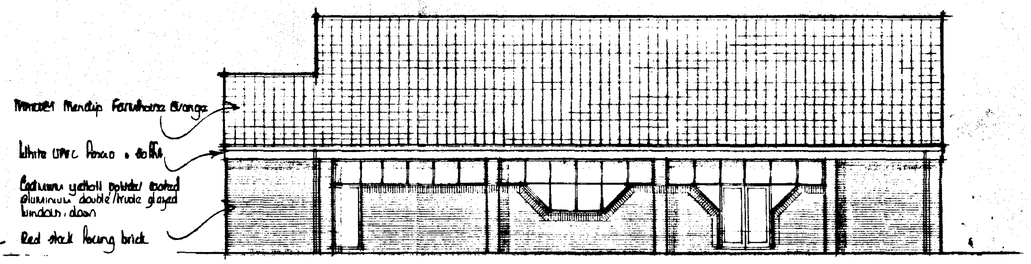

NORTH



WEST

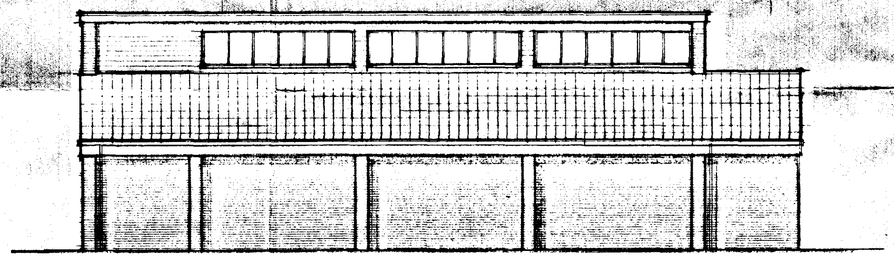

SOUTH

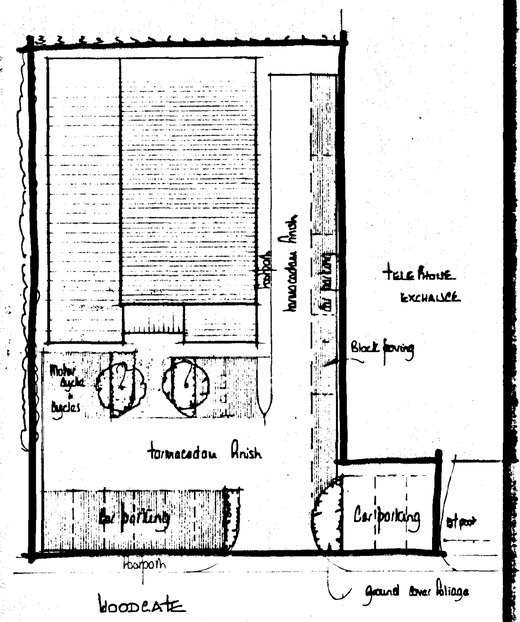

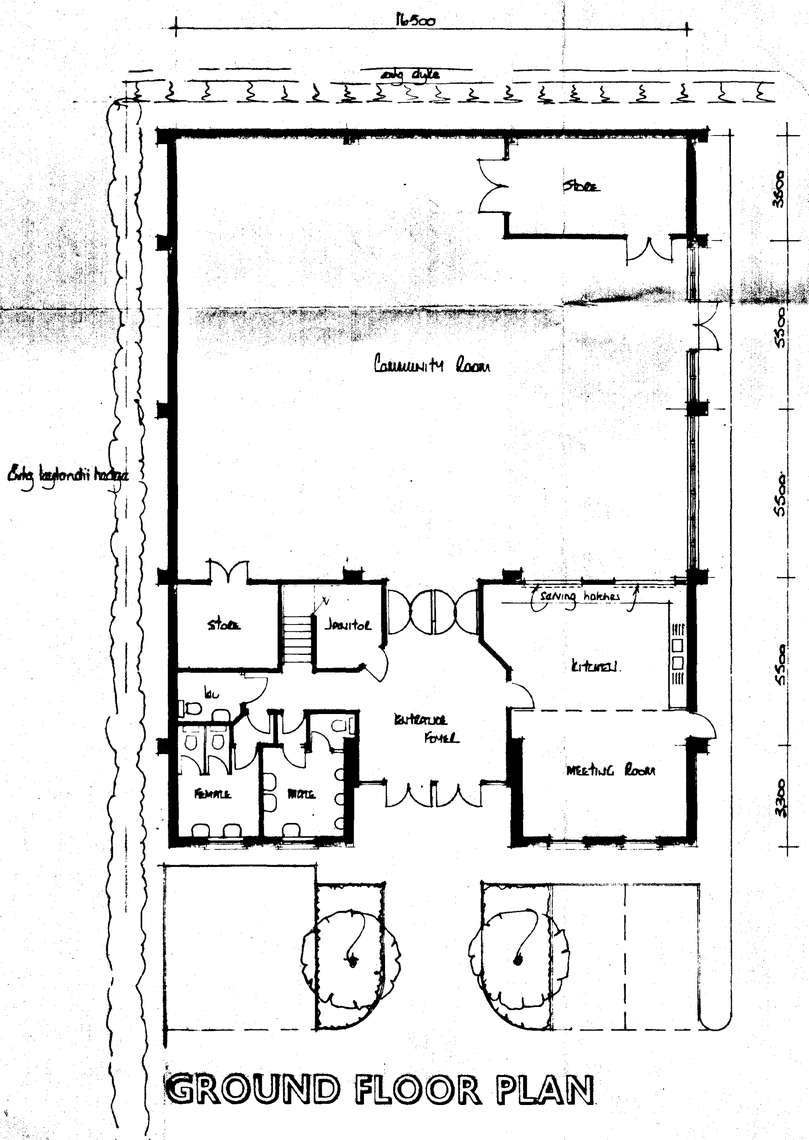

GROUND FLOOR PLAN

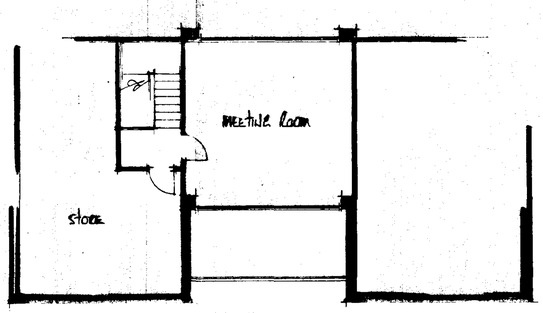

FIRST FLOOR PLAN

SOUTH HOLLAND DC
HOUSING & PLANNING
25 MAY 2000
Ref: 0458/00

DETERMINED PLAN

A	Date	Revisions

© copyright

East Midlands Design Associates
"Willow Lodge",
Horseshoe Road,
Spalding,
Lincs. PE11 3JA
Tel: Spalding (0775) 767968

Client: Mountain Parish Council

Job Title: Proposed Youth Club and Community Centre at Woodgate Mountain Chapel. Lincs

Drawing Title: Plans & Elevations As Proposed

DETERMINED

Scale: 1:100 @ 1:250

Date: March 00 | Drawn by: AL

Drg. No: 00/11/03 | Rev

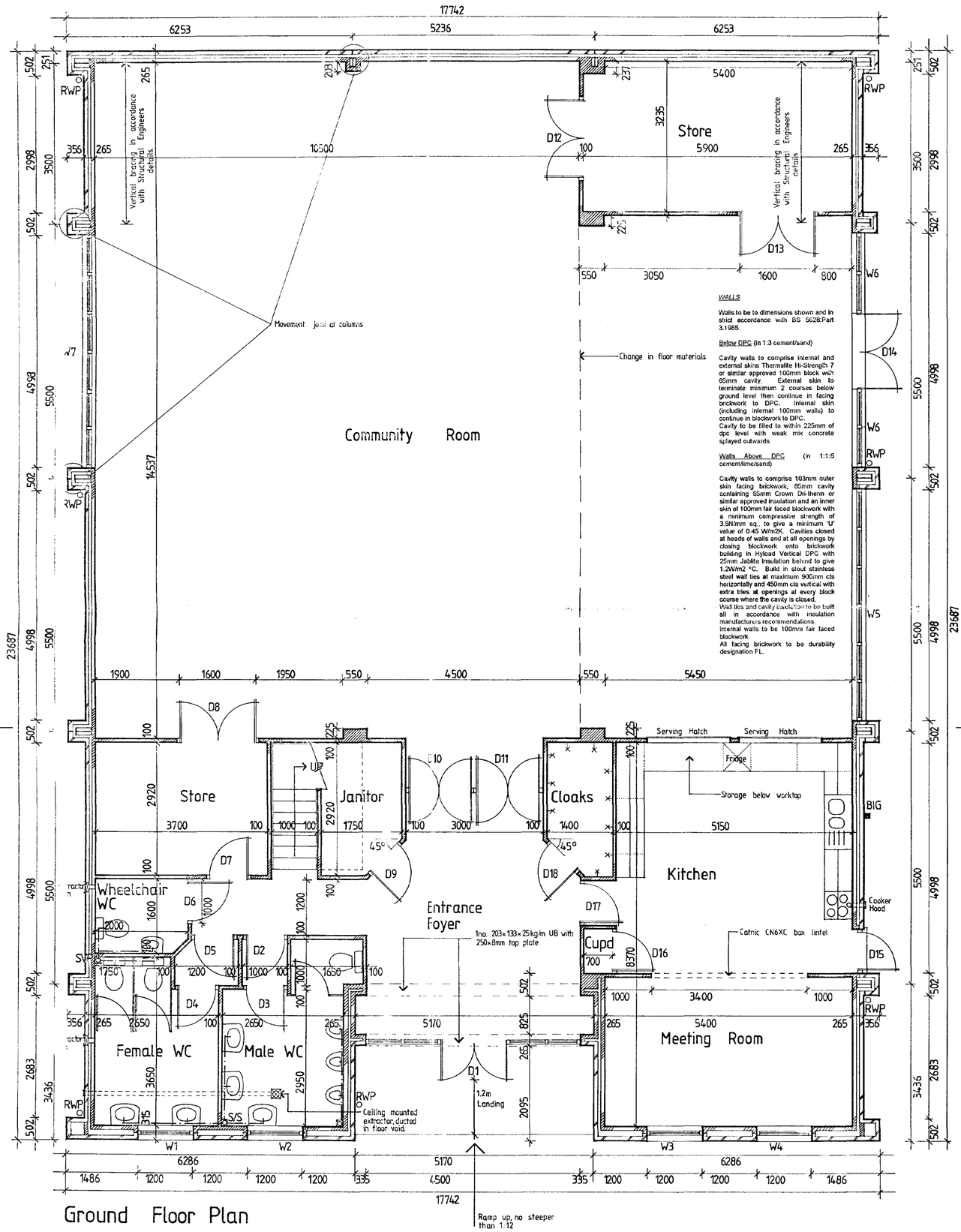

WALLS

Walls to be to dimensions shown and in strict accordance with BS 5628:Part 3.1985.

Below DPC (in 1:3 cement/sand)

Cavity walls to comprise internal and external skins Thermalite Hi-Strength 7 or similar approved 100mm block with 65mm cavity. External skin to terminate minimum 2 courses below ground level then continue in facing brickwork to DPC. Internal skin (including internal 100mm walls) to continue in blockwork to DPC.
Cavity to be filled to within 225mm of dpc level with weak mix concrete splayed outwards.

Walls Above DPC (in 1:1:6 cement/lime/sand)

Cavity walls to comprise 103mm outer skin facing brickwork, 65mm cavity containing 65mm Crown Dri-therm or similar approved insulation and an inner skin of 100mm fair faced blockwork with a minimum compressive strength of 3.5N/mm sq., to give a minimum 'U' value of 0.45 W/m2K. Cavities closed at heads of walls and at all openings by closing blockwork onto brickwork building in Hyload Vertical DPC with 25mm Jablite Insulation behind to give 1.2W/m2 °C. Build in stout stainless steel wall ties at maximum 900mm cts horizontally and 450mm cts vertical with extra tries at openings at every block course where the cavity is closed.
Wall ties and cavity insulation to be built all in accordance with insulation manufacturers recommendations.
Internal walls to be 100mm fair faced blockwork.
All facing brickwork to be durability designation FL.

Ground Floor Plan



East Elevation

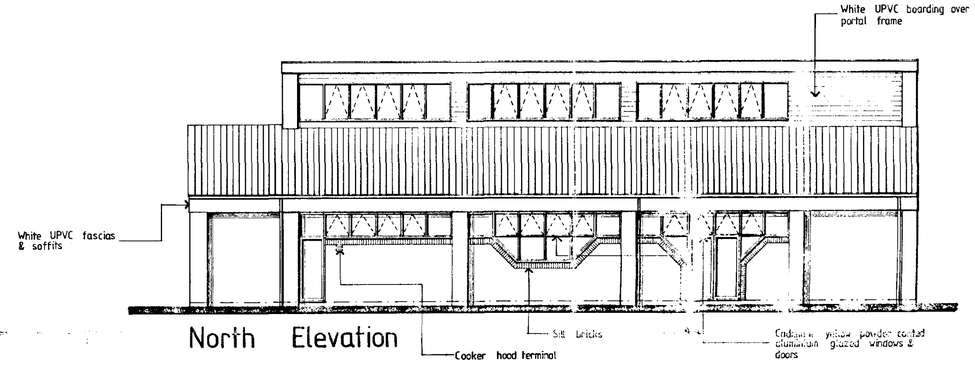

North Elevation

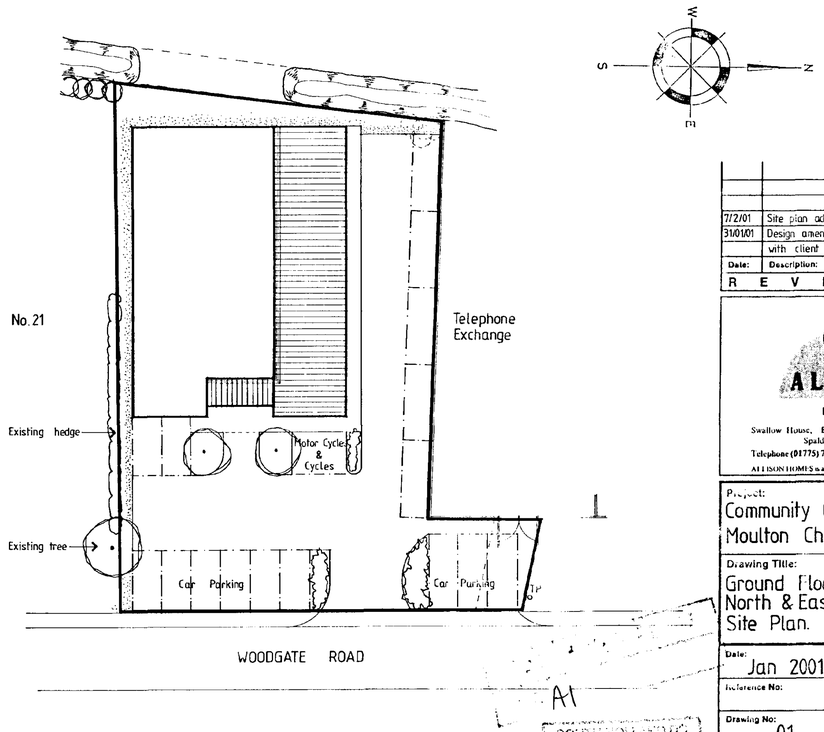

Site Plan 1:250

Date:	Description:		
7/2/01	Site plan added	B	KB
31/01/01	Design amendments following meeting with client of 29/01/01.	A	KB

R E V I S I O N S

ALLISON HOMES

Swallow House, Banbury Close, West Lilloe Avenue Spalding, Lincs. PE11 2BS
Telephone (01775) 724701 Fax (01775) 762153
ALLISON HOMES is a trading name of SWALLOW HOMES LTD

Project:
Community Centre, Moulton Chapel.

Drawing Title:
Ground Floor Plan. North & East Elevations. Site Plan.

Date:	Scales:
Jan 2001	1:50, 1:100
Reference No:	Drawn: KB
Drawing No: 01	Revision: KB

Do not scale directly from this drawing. All discrepancies to be brought to the attention of the above office.

A1

SOUTH HOLLAND DC
PLANNING
02 MAR 2001
Ref: 0668/00

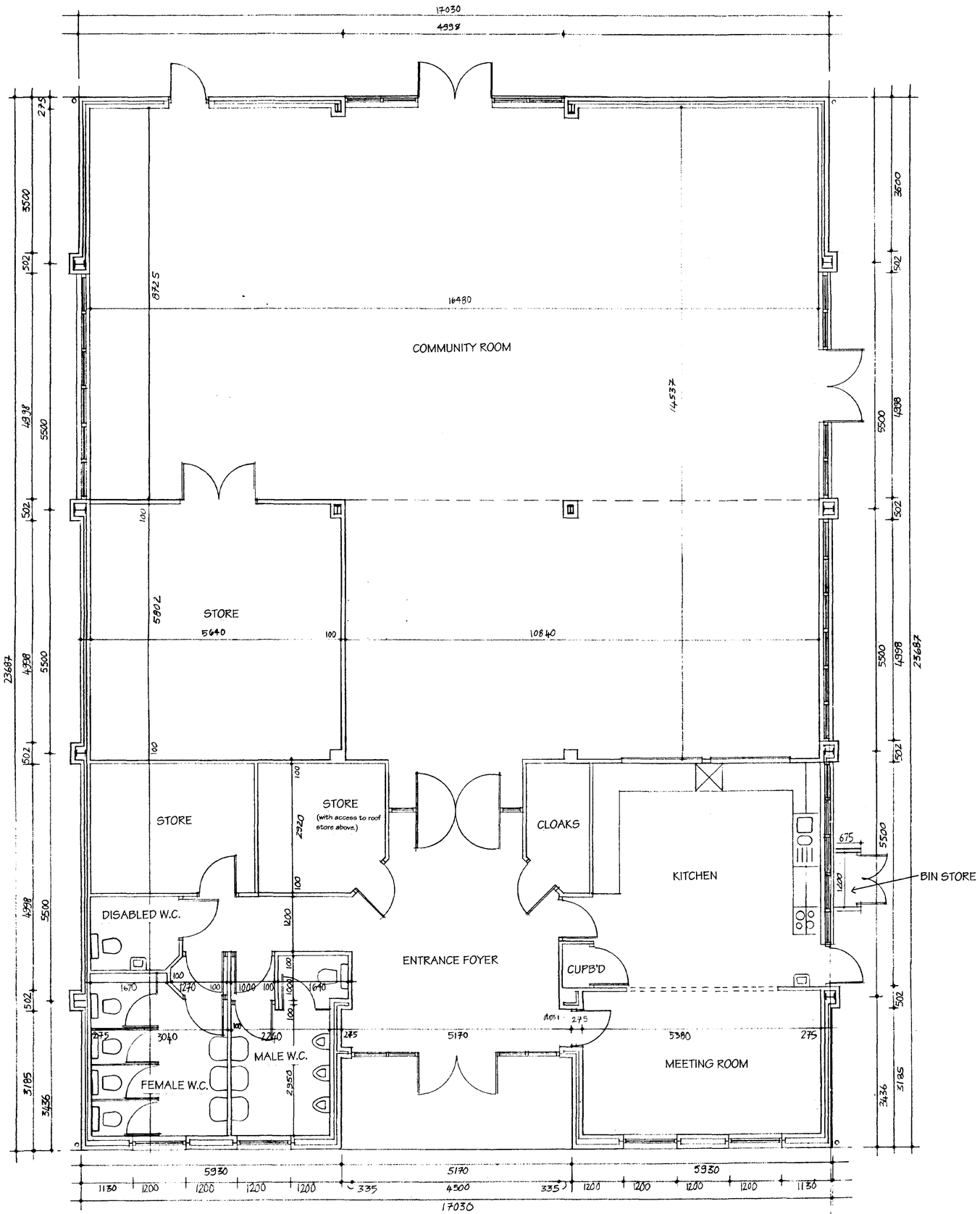

GROUND FLOOR PLAN

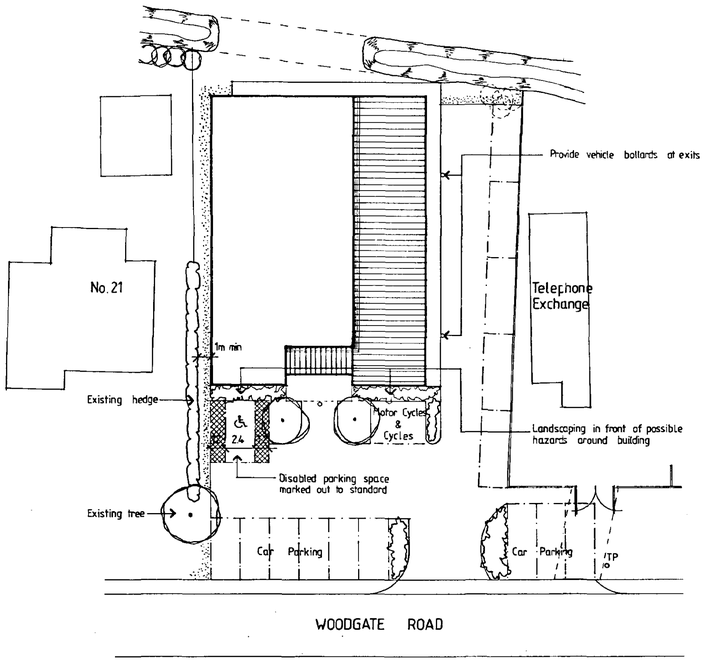

SITE PLAN

AMENDED PLAN
Ref. A2

SHDC
Planning & Development
09 MAR 2004
Ref 0668/00

Karen Bradley – Chartered Architect
Willow House, Druids Lane, Litcham, Norfolk PE32 2YA
Telfax 01328 700747

PROPOSED YOUTH AND COMMUNITY CENTRE,
MOULTON CHAPEL
Ground Floor Plan & Site Plan – scales 1:50/1:250
Dwg no. MC04/07/01 REV A

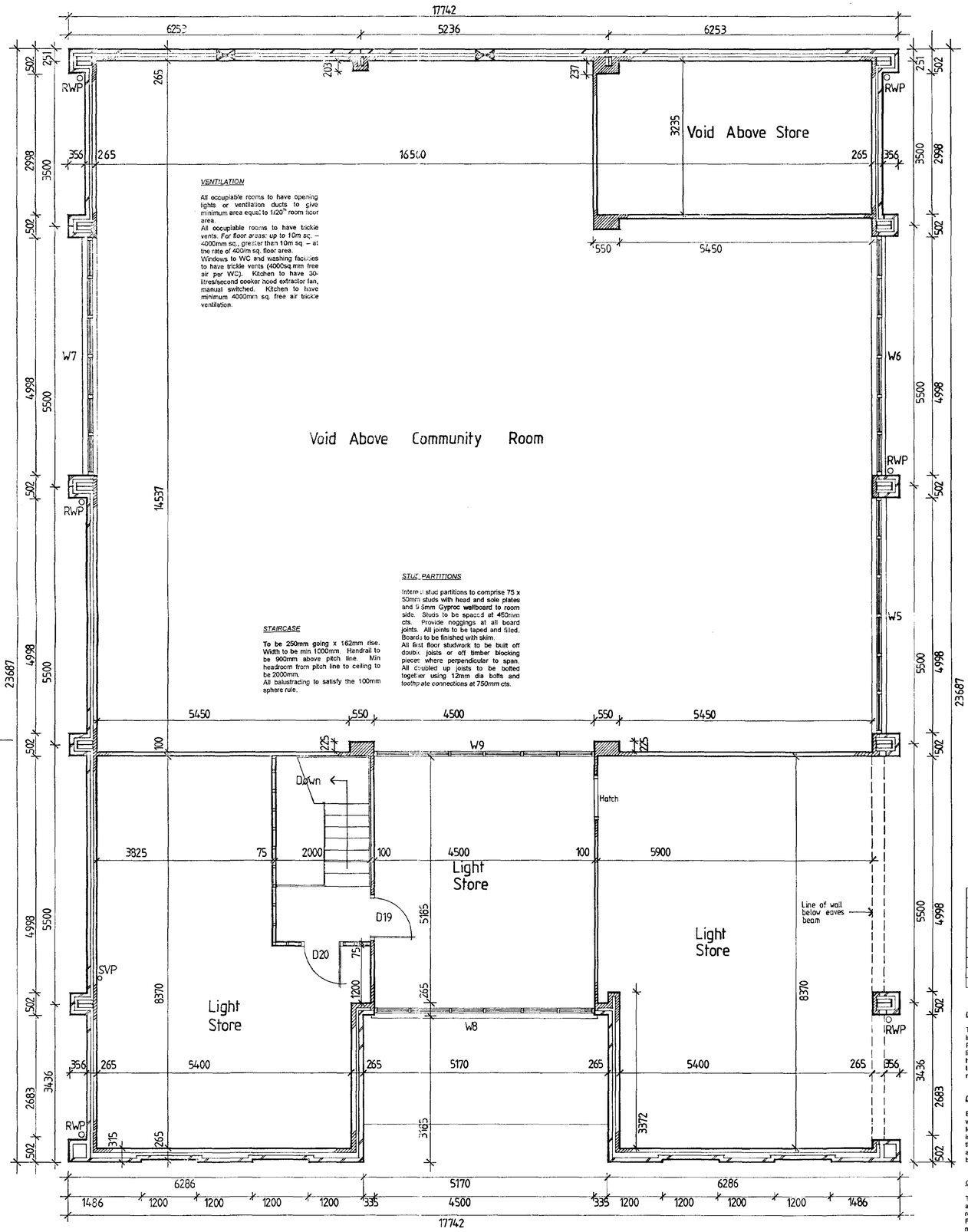

First Floor Plan

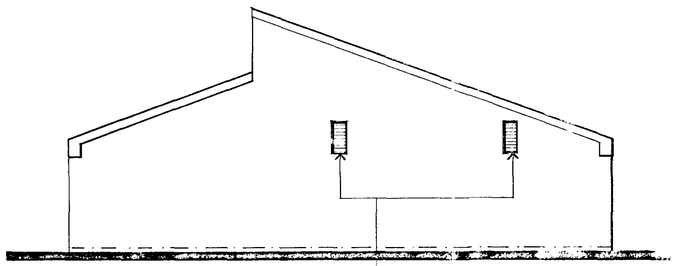

West Elevation

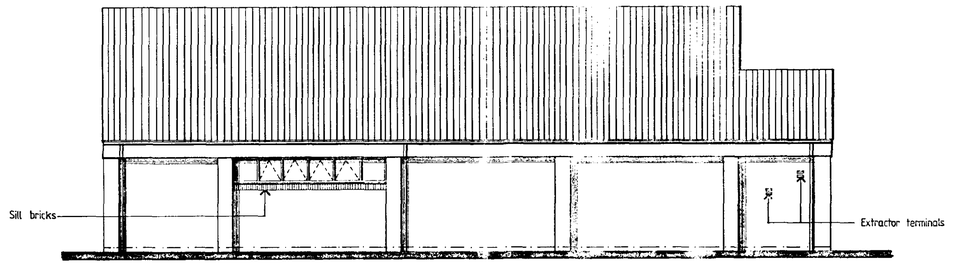

South Elevation

A

Window / Lintel Schedule

No.	Width	Height	Lintel	Notes
W1	1200	750	CG50/100	Powder coated aluminium.
W2	1200	750	CG50/100	Powder coated aluminium.
W3	1200	1500	CG50/100	Powder coated aluminium.
W4	1200	1500	CG50/100	Powder coated aluminium.
W5	4998	-	Eaves beam	Powder coated aluminium.
W6	4998	-	Eaves beam	Powder coated aluminium.
W7	4998	-	Eaves beam	Powder coated aluminium.
W8	4500	-	Portal frame	Powder coated aluminium.
W9	4500	2100	-	Powder coated aluminium.

LINTELS

To be Catnic or similar approved as indicated on lintel schedule to BS 5977. Provide cavity trays over all external lintels and 2no. weep holes. Lintels to have minimum 150mm end bearing and to be installed in accordance with manufacturers details and instructions.

DAMP PROOF COURSE

Build in Hyload DPC to CP102 to all walls minimum 150mm above ground level and inner leaf linked with the DPM in floors. Provide vertical DPC around the perimeter of all external openings as cavity closers. All dpc's to be bedded on mortar.

CEILINGS

To be 12.5mm plasterboard with taped and filled joints to receive Artex Finish ready to receive decoration.
Fixings to be 3.3 x no. 8 wood screws at max 200mm cts. All unrestrained edges to be supported by noggins.

WINDOWS/DOORS OPENINGS

To be as specified on schedule, weather stripped and beaded for double glazing with 6mm air gap to sealed units. Windows in occupiable rooms to provide head ventilation giving the following free air ventilation and have min 1/20th floor area opening lights.
Up to 10 m sq. – 4000mm sq.
Over 10m sq. – 400mm sq. per metre sq. of floor area. Windows to kitchen and toilets to be provided with head ventilators giving 4000sqmm of free air ventilation.

GLAZING

Glazing within 1500mm of floor level to doors and within 800mm of floor level for windows to be laminated or toughened to BS 6206 1981.

Door / Lintel Schedule

No.	Width	Height	Lintel	Notes
D1	4500 inc. screen	2375	See Engineers calcs.	Powder coated aluminium.
D2	838	1981	PC Conc.	Type A
D3	838	1981	PC Conc.	Type B
D4	838	1981	PC Conc.	Type B
D5	838	1981	PC Conc.	Type A
D6	926	1981	PC Conc.	Type A
D7	838	1981	PC Conc.	Type A
D8	2no. 800	1981	PC Conc.	Type B
D9	838	1981	PC Conc.	Type A
D10 & D11	2no. sets of 1500 doors	2375 inc. frame	-	Powder coated aluminium ½ hour fire doors.
D12	2no. 800	1981	PC Conc.	Type B
D13	2no. 800	1981	PC Conc.	Type B
D14	-	-	-	See W6.
D15	838	2100 inc. frame	Eaves beam.	Powder coated aluminium.
D16	838	1981	PC Conc.	Type B
D17	838	1981	PC Conc.	Type A with circular glass feature.
D18	838	1981	PC Conc.	Type A with circular glass feature.
D19	838	1981	PC Conc.	Type A
D20	838	1981	Timber head plate.	Type A

Type A – ½ hour paint grad. fire door with self closing device.
Type B – Paint grade door to match Type A in appearance.

Date:	Description:		
28/2/01	Construction notes added.	B	KB
31/01/01	Design amendments following meeting with client of 29/01/01.	A	KB

REVISIONS

ALLISON HOMES
Swallow House, Banbury Close, West Elloe Avenue
Spalding, Lincs. PE11 2BS
Telephone (01775) 724701 Fax (01775) 762153
ALLISON HOMES is a trading name of SWALLOW HOMES LTD

Project:
Community Centre,
Moulton Chapel.

Drawing Title:
First Floor Plan.
South & West Elevations.

Date:	Scales:
Jan 2001	1:50, 1:100
Reference No:	Drawn: KB
Drawing No: 02	Revision: KB

Do not scale directly from this drawing.
All discrepancies to be brought to the attention of the above office.

A1

SOUTH [illegible]

Plot: 24/8/01

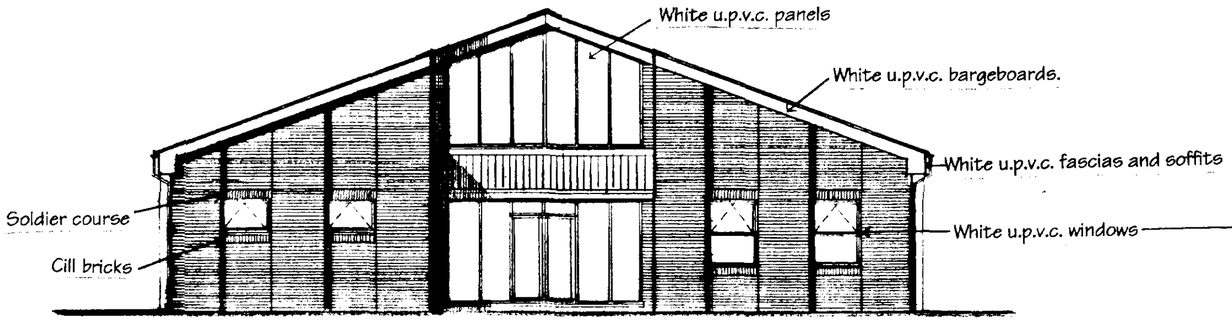

EAST ELEVATION

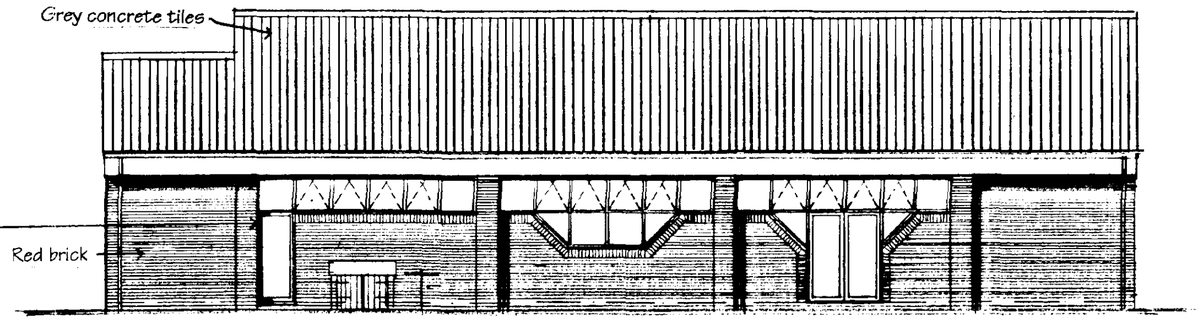

NORTH ELEVATION

ELEVATIONS

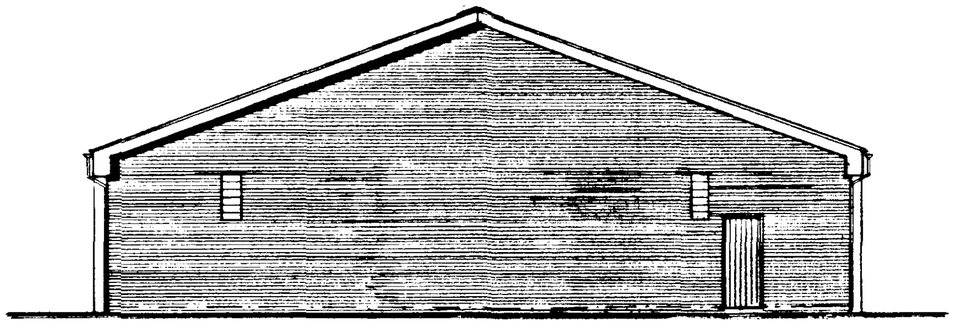

WEST ELEVATION

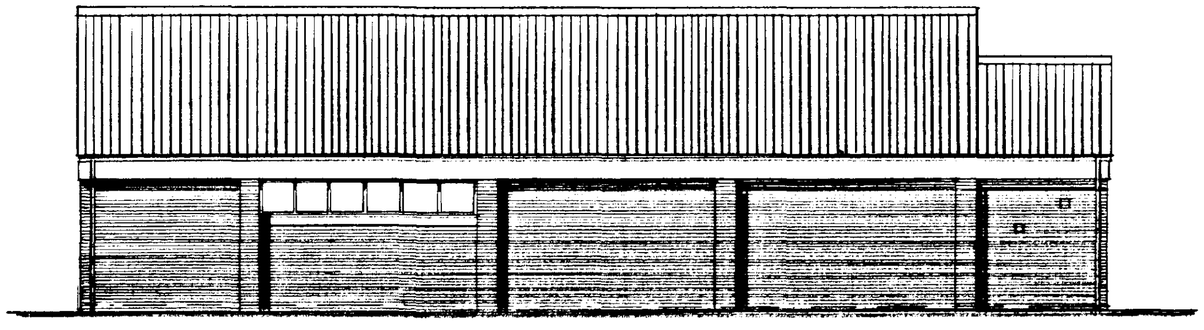

SOUTH ELEVATION

AMENDED PLAN
Ref. A2

SWDC
& Development
AR 2004
Ref 0668/00

Karen Bradley – Chartered Architect
Willow House, Druids Lane, Litcham, Norfolk PE32 2YA
Tel/Fax 01328 700747

PROPOSED YOUTH AND COMMUNITY CENTRE,
MOULTON CHAPEL
Elevations – scale 1:100
Dwg no. MC04/07/02 REV A