

FRONT



SIDE



REAR

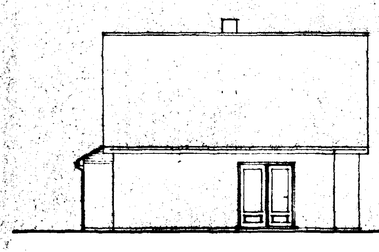

SIDE

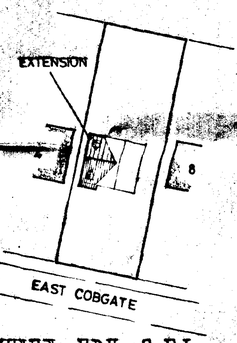

SITE PLAN
1:500

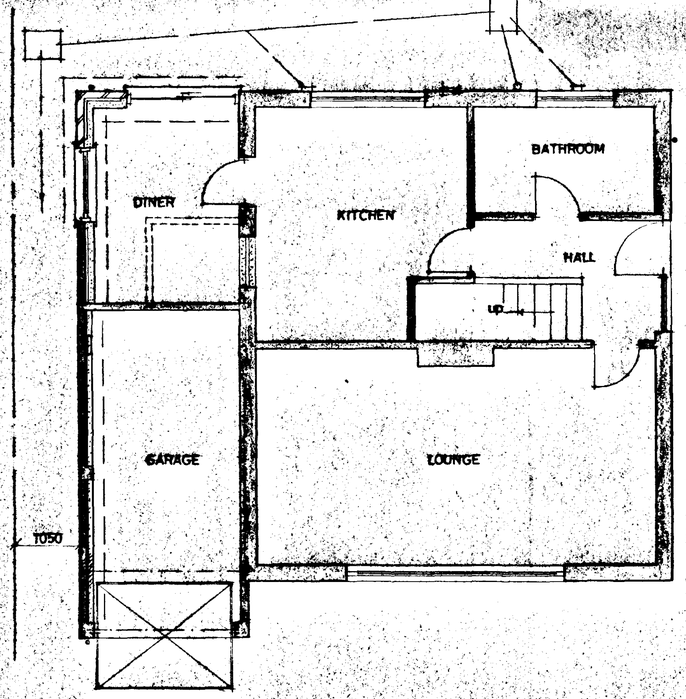

GROUND FLOOR

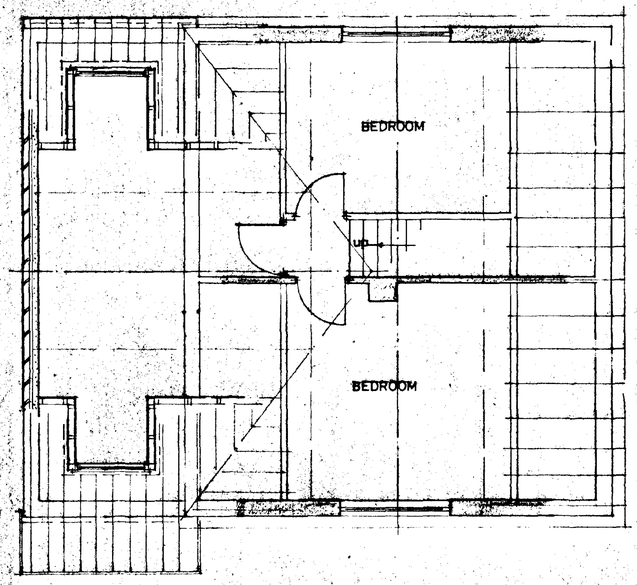

FIRST FLOOR

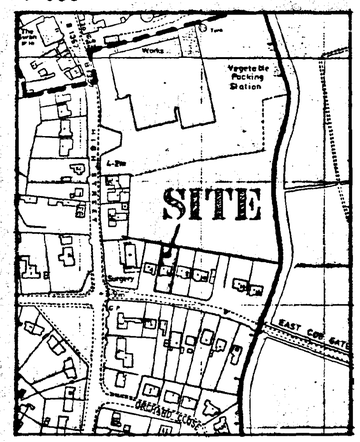

LOCATION PLAN
1:2500

DETERMINED PLAN
SOUTH HOLLAND DC HOUSING & PLANNING
26 AUG 1997
Ref: 0935/97

G. R. MERCHANT
I.ENG AMICE, FIWO,
ARCHITECTURAL, STRUCTURAL & LAND DRAINAGE CONSULTANT
TEL: HOLBEACH (01406) 490800

PROJECT:
BEDROOM EXTENSION
6 EAST COBGATE
MOULTON

CLIENT:
MR & MRS C. BRISTOW

SCALES: *1/50 1/100 (unless otherwise noted)*
DATE: *AUG 1997*
G.R.MERCHANT
DRAWING No.: *CB.01*
REVISIONS:

DO NOT SCALE FROM THIS DRAWING
This drawing is copyright and may not be altered, traced, photographed nor used for any purpose other than that for which it is issued.
The General Contractor is to check all dimensions on site and report discrepancies to the Architect.
All details shown on this drawing including foundations are based upon typical site conditions related to the area. No responsibility can be accepted for abnormal conditions which may be discovered during construction unless reported to the Architect so that design amendments may be considered. Site soil surveys are recommended in respect of foundations to establish specific site conditions before foundation work is undertaken.