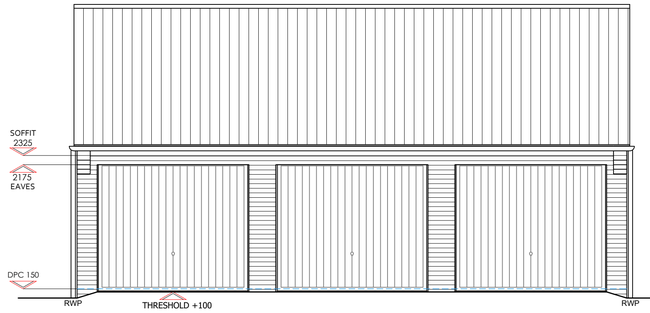

FRONT ELEVATION



REAR ELEVATION

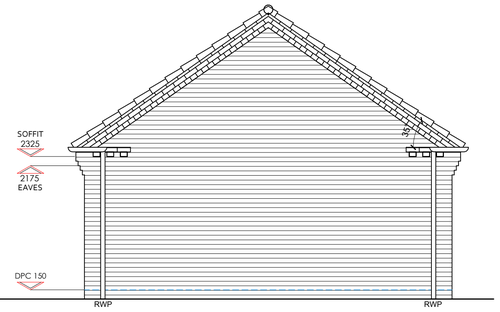

SIDE ELEVATION

① THIS DRAWING IS TO BE READ IN CONJUNCTION WITH ALL RELEVANT DETAIL SHEETS, GENERAL SPECIFICATION AVAILABLE FROM ASHWOOD HOMES, RECOMMENDATIONS, SAP RATINGS & ACCREDITED DETAILS.

② FOR FOUNDATIONS, BLOCKWORK STRENGTHS, STEEL BEAMS, PADSTONE AND MOVEMENT JOINTS REFER TO ENGINEERS DETAILS AND SPECIFICATIONS.

③ ALL MANUFACTURERS AND CONSTRUCTION DETAILS MUST BE APPROVED PRIOR TO WORK COMMENCING.

④ ANY LINTELS TO EXTERNAL OPENINGS TO BE INSTALLED IN ACCORDANCE WITH MANUFACTURERS INSTRUCTIONS INCLUDING CAVITY TRAYS OVER. ALL LINTELS TO BE INSULATED AS MANUFACTURERS DETAILS.

⑤ ENERGY EFFICIENT LIGHT FITTINGS TO BE PROVIDED IN ACCORDANCE WITH PART L 2006. DEDICATED CFL FITTINGS TO ACCEPT LIGHT FITTINGS OF GREATER THAN 40 LUMENS PER CIRCUIT WATT.

⑥ ABBREVIATIONS:-

RWP = RAINWATER PIPE
MJ = MOVEMENT JOINT

⑦ WALL LEGEND

215 CONCRETE TRENCH BLOCKS - 3.6 N/mm2
FOUNDATION WALL

102.5mm - FACING BRICK (min. 20 N/mm² strength)
Internal face of brickwork to be sealed with Thompson's water seal (or similar approved by Ashwood Homes)
EXTERNAL WALL

102.5mm - FACING BRICK (min. 20 N/mm² strength)
100mm - 3.6N/mm² AGGREGATE BLOCK for Pier
Internal face of masonry to be sealed with Thompson's water seal (or similar approved by Ashwood Homes)
EXTERNAL WALL + PIER

102.5mm - FACING BRICK / WITH 100mm KNAUF DRITHERM 34 CAVITY INSULATION FULLY FILLED
100mm - 3.6N/mm² AIRCRETE BLOCK
EXTERNAL WALL - HOME OFFICE

⑧ M&E KEY

SYMBOL	DESCRIPTION
	LOW LEVEL SINGLE 13AMP SOCKET
	LOW LEVEL TWIN 13AMP SOCKET
	EXTERNAL SWITCHED FUSE SPUR FOR GARAGE DOOR (4 & 5 BEDS ONLY)
	EXTERNAL DOUBLE 13AMP SOCKET (4 & 5 BEDS ONLY)
	BATTEN HOLDER - LOW ENERGY
	LIGHT SWITCH
	7kW ELECTRIC VEHICLE CHARGER
CU	8 WAY CONSUMER UNIT TO GARAGE HOME OFFICE/ 2 WAY CONSUMER UNIT TO GARAGE

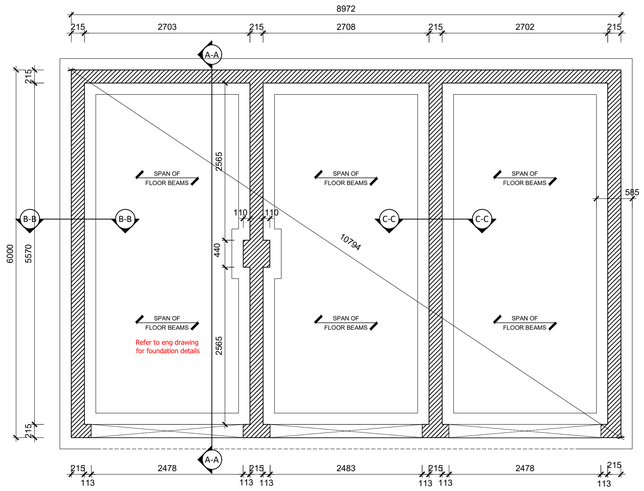

SUBSTRUCTURE PLAN
RWP positions dependant on roof span - see Elevations.

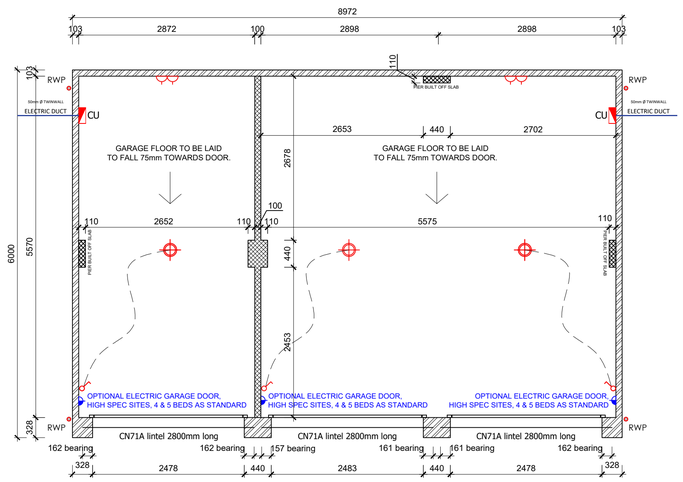

GARAGE PLAN
RWP positions dependant on roof span - see Elevations.

BEFORE BUILDING - CHECK FOR ANY SALES EXTRAS SUCH AS PERSONNEL DOORS

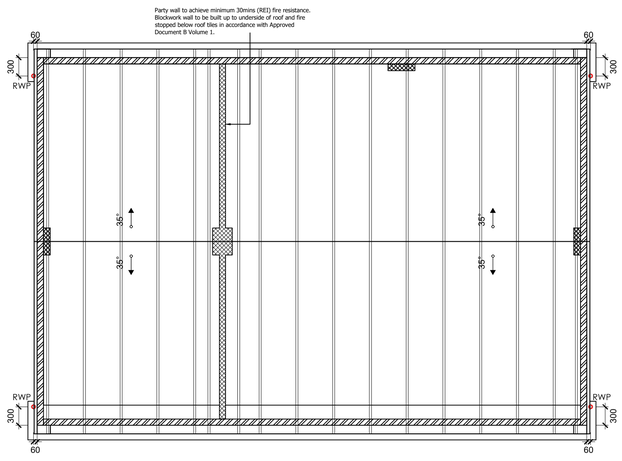

ROOF PLAN PITCH 35°
Design of roof trusses to be subject to confirmation by truss specialist.

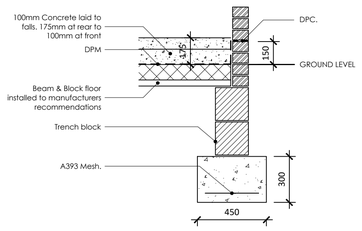

SECTION B - B

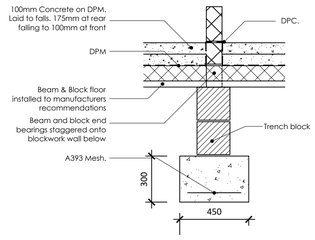

SECTION C - C

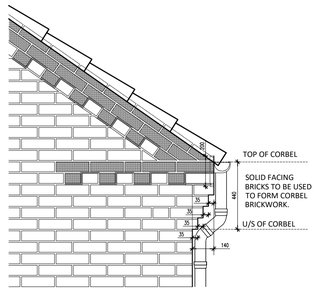

BRICK CORBEL DETAIL REFER TO AH-ED-01

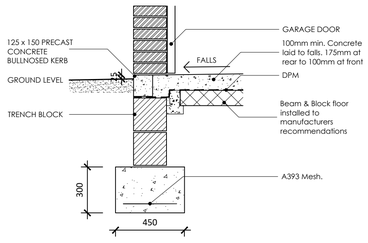

GARAGE DOOR THRESHOLD DETAIL

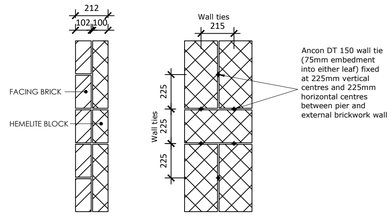

MASONRY PIER DETAIL

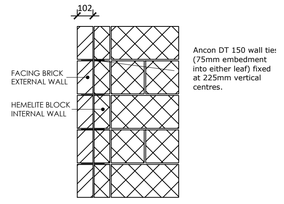

MASONRY WALL DETAIL

ASSOCIATED PLOTS: 317/318

Rev.	Date	Description

ASHWOOD HOMES
1 Goodison Road, Lincs Gateway Business Park, Spalding, Lincs, PE12 6FY T: 01406 490590

PROJECT:
Proposed Residential Development at Vernatt's Strategic Urban Extension Phase 1

HOUSE TYPE:
Triple Shared Garage 3

DRAWING:
FLOOR PLANS & ELEVATIONS

SCALE: 1:50@A1 DRAWN: GB
DATE: JAN.2026 REVISION: /

DRAWING No: 074b - TSG3 - 015

TRIPLE SHARED GARAGE 3 (side pitched)