Ordnance Survey®

Siteplan®

Planning Department
30 JAN 2003
0088/03

N

1:1250 Scale

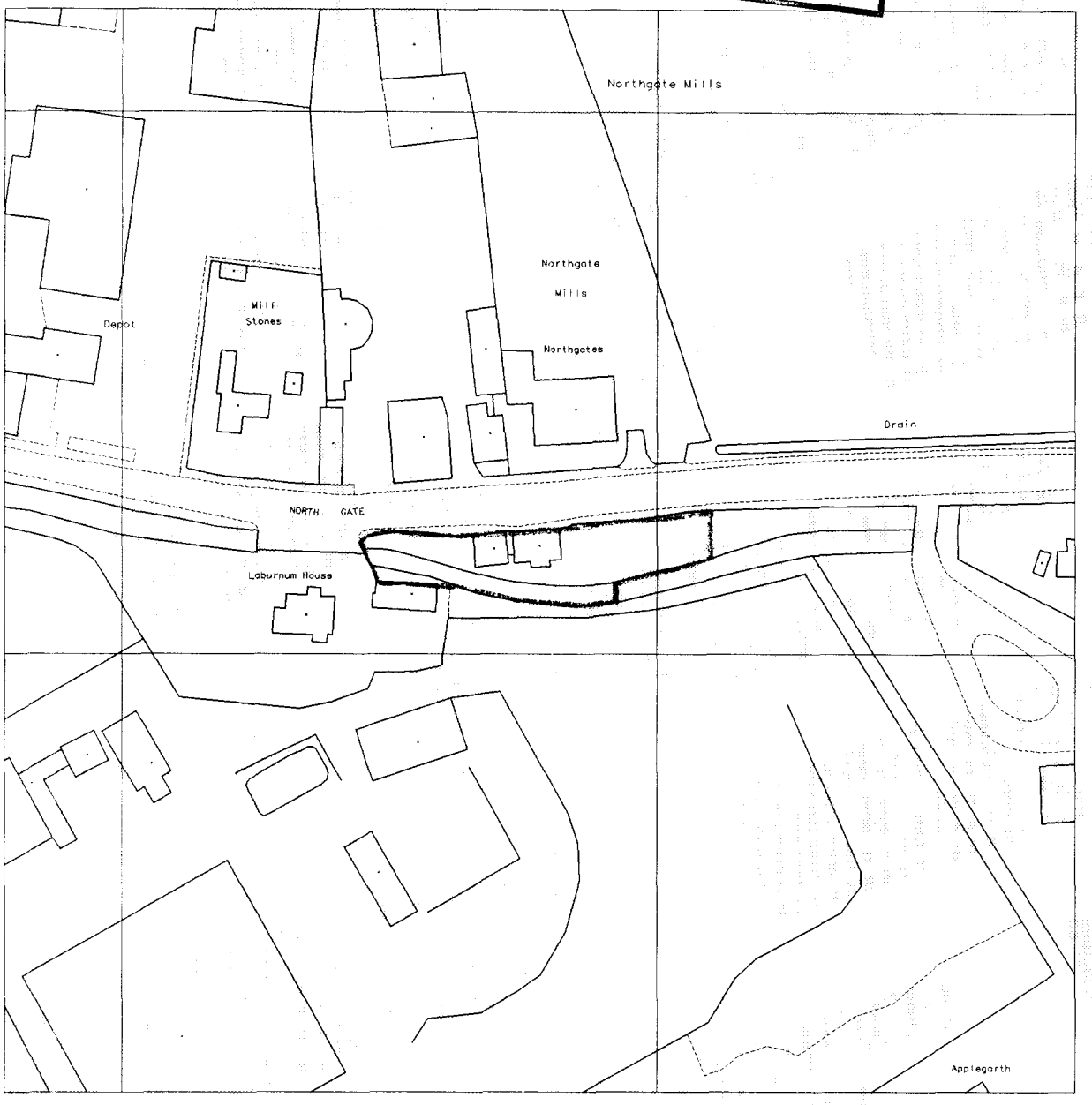

Produced 20 Jan 2003 from Ordnance Survey digital data and incorporating surveyed revision available at this date. © Crown Copyright 2003.

Reproduction in whole or in part is prohibited without the prior permission of Ordnance Survey.

Ordnance Survey and the OS symbol are registered trade marks and Siteplan a trade mark of Ordnance Survey, the national mapping agency of Great Britain.

Part or all of this Siteplan is enlarged from mapping produced at one or more of the following scales 1:1250, 1:2500, 1:10000.

20 0 20 40 60 80

Metres

Mill Cottage
Northgate
Pinchbeck
PE11 3SQ

Centre Coordinates: 522778 325919

National Grid sheet reference at centre of this Siteplan: TF2225

Supplied by: Heffers Map Shop
Serial Number: 00001053

Ordnance Survey

This document has been security printed for Ordnance Survey to prevent unauthorized copying

GENERAL NOTES:

All works are to be undertaken in accordance with the Building Regulations and the latest British Standards.

All proprietary materials and products are to be used strictly in accordance with the manufacturers recommendations.

This drawing must not be scaled. All dimensions to be checked on site prior to construction.

This drawing is to be read in conjunction with Structural Engineers drawings and calculations.

All structural timbers to be pressure treated.

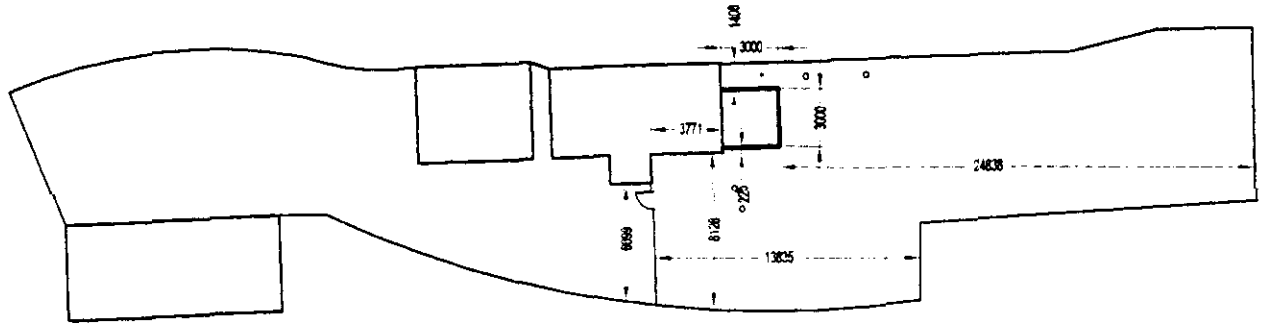

SITE PLAN AS PROPOSED SCALE 1:400

30 J -003
CO38/03

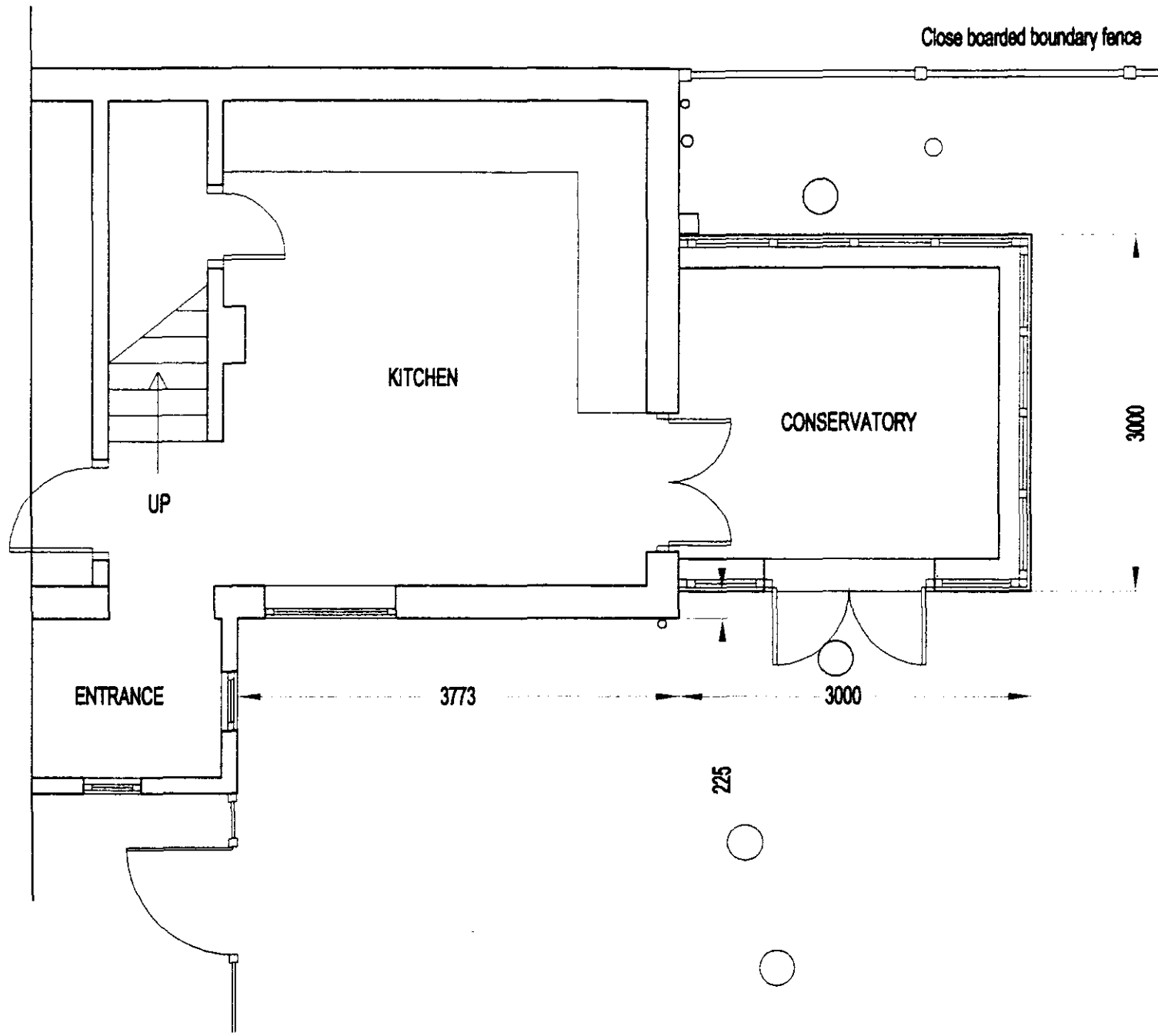

LAYOUT PLAN AS PROPOSED SCALE 1:50

ARCHITECH
DESIGN & ARCHITECTURAL SERVICES
TEL: 01733 244525
THE STUDIO, 25 BROADWAY, YAXLEY, PE7 3EE

Client
MR AND MRS PATEMAN

Project
Proposed Conservatory, Mill Cottage, Northgate, Pinchbeck

Drawing Title
Proposed Layout Plans

Drawn	Scale		Date
DC	1:400 1:50	@ A3	22.01.03

DRAWING STATUS			
Interim Only	☒	Building Regs.	☐
		Planning	☒
		Passed	☐
		Approved	☐

Job No.	Drwg No.	Revision
03-035	1P01	00

GENERAL NOTES:

All works are to be undertaken in accordance with the Building Regulations and the latest British Standards.

All proprietary materials and products are to be used strictly in accordance with the manufacturers recommendations.

This drawing must not be scaled. All dimensions to be checked on site prior to construction.

This drawing is to be read in conjunction with Structural Engineers drawings and calculations.

All structural timbers to be pressure treated.



END ELEVATION (EAST)

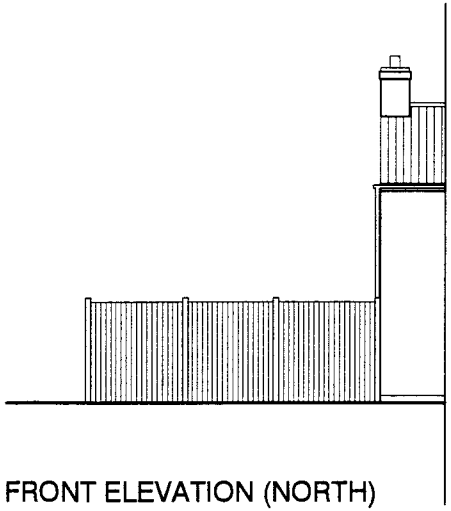

FRONT ELEVATION (NORTH)

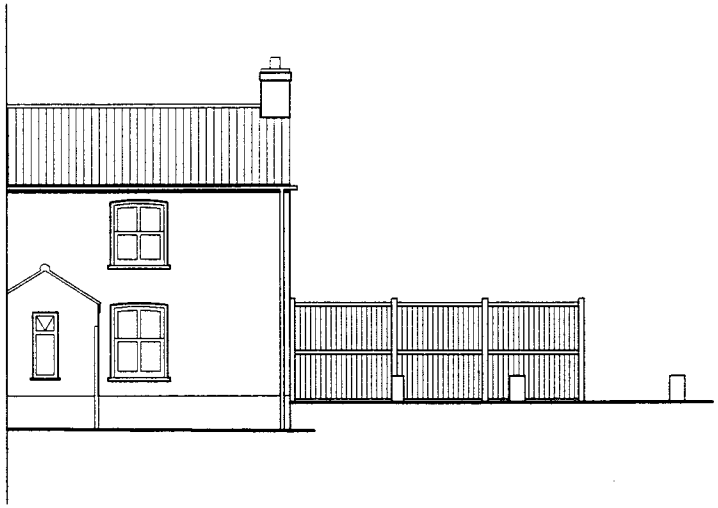

REAR ELEVATION (SOUTH)

30 J -03
0088/03

ARCHI TECH
DESIGN & ARCHITECTURAL SERVICES
TEL: 01733 244825
THE STUDIO, 25 BROADWAY, YAXLEY, PE7 3EE

Client
MR AND MRS PATEMAN

Project
Proposed Conservatory, Mill Cottage, Northgate, Pinchbeck

Drawing Title
Existing Elevations

Drawn	Scale	Date
DC	1: 100 @ A3	22.01.03

DRAWING STATUS			
Planning	☒	Passed	☐
Building Regs	☐	Approved	☐

Job No.	Drg No.	Revision
03-035	2E01	00

GENERAL NOTES:

All works are to be undertaken in accordance with the Building Regulations and the latest British Standards.

All proprietary materials and products are to be used strictly in accordance with the manufacturers recommendations.

This drawing must not be scaled. All dimensions to be checked on site prior to construction.

This drawing is to be read in conjunction with Structural Engineers drawings and calculations.

All structural timbers to be pressure treated.



END ELEVATION (EAST)

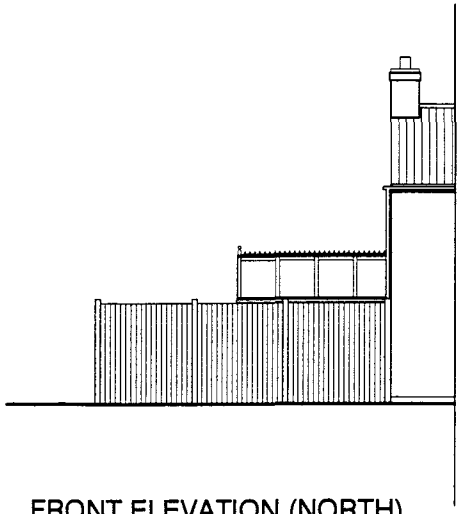

FRONT ELEVATION (NORTH)

30 JAN 2003
0088/03



REAR ELEVATION (SOUTH)

ARCHI TECH
DESIGN & ARCHITECTURAL SERVICES
TEL: 01733 244825
THE STUDIO, 25 BROADWAY, YAXLEY, PE7 3EE

Client
MR AND MRS PATEMAN

Project
Proposed Conservatory, Mill Cottage, Northgate, Pinchbeck

Drawing Title
Proposed Elevations

Drawn	Scale	Date
DC	1:100 @ A3	22.01.03

DRAWING STATUS			
Inform Only	☒	Planning	☒
		Building Regs	☐
		Passed	☐
		Approved	☐

Job No.	Drwg No.	Revision
03-035	2P01	00

GENERAL NOTES:

All works are to be undertaken in accordance with the Building Regulations and the latest British Standards.

All proprietary materials and products are to be used strictly in accordance with the manufacturers recommendations.

This drawing must not be scaled. All dimensions to be checked on site prior to construction.

This drawing is to be read in conjunction with Structural Engineers drawings and calculations.

All structural timbers are to be pressure treated.

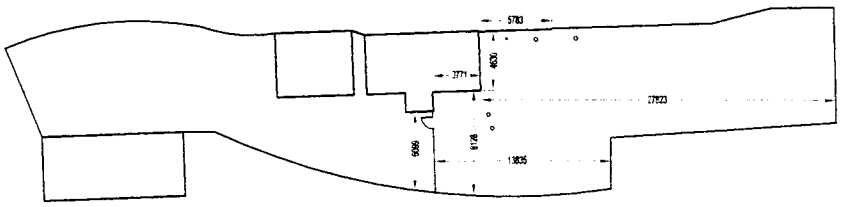

SITE PLAN AS EXISTING SCALE 1:400

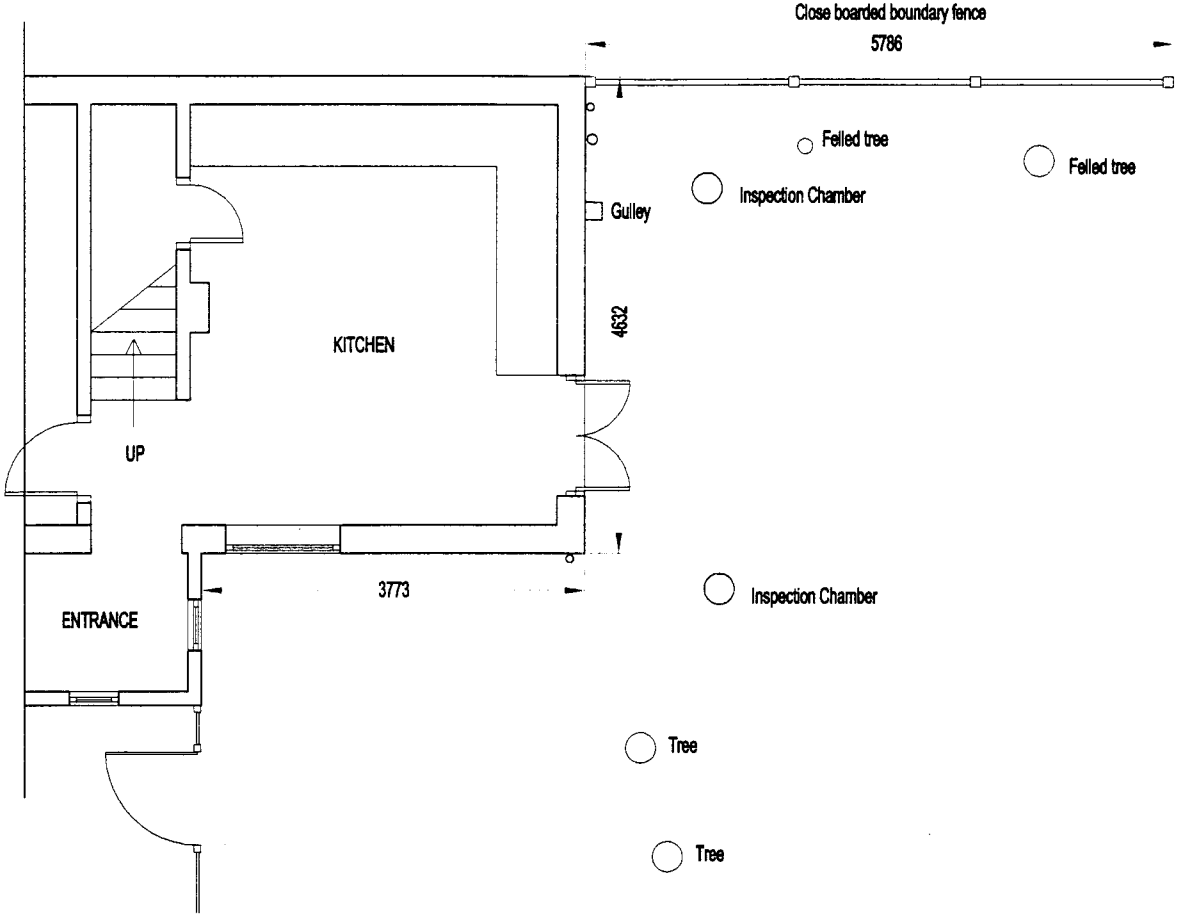

LAYOUT PLAN AS EXISTING SCALE 1:50

30 JAN 2003
0088/03

ARCHI TECH
DESIGN & ARCHITECTURAL SERVICES
TEL: 01733 244825
THE STUDIO, 25 BROADWAY, YAXLEY, PE7 3EE

Client
MR AND MRS PATEMAN

Project
Proposed Conservatory, Mill Cottage, Northgate, Pinchbeck

Drawing Title
Existing Layout Plans

Drawn	Scale	Date
DC	1:400 1:50 @ A3	22.01.03

DRAWING STATUS			
Interim Only	☒	Planning	☒
		Building Regs	☐
		Tender	☐
		Approved	☐

Job No.	Dwg No.	Revision
03-035	1E01	00