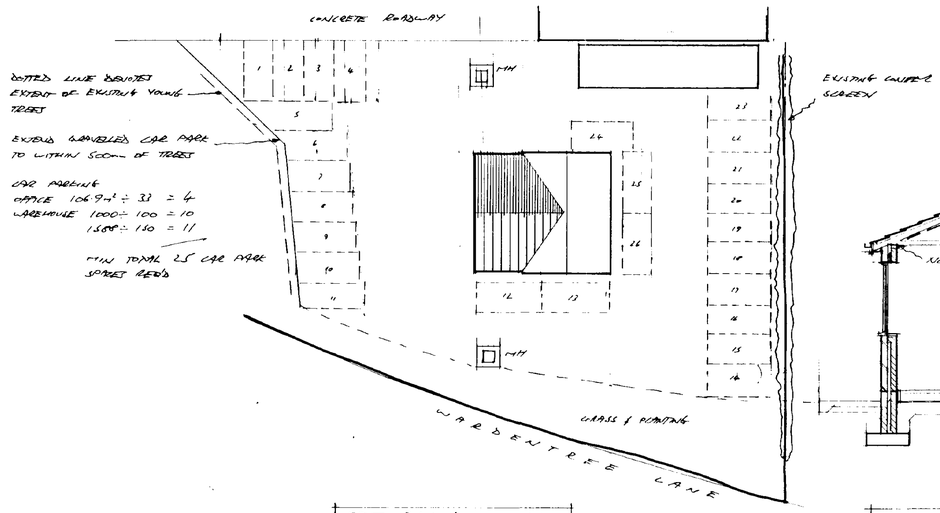

SITE PLAN SCALE 1-250

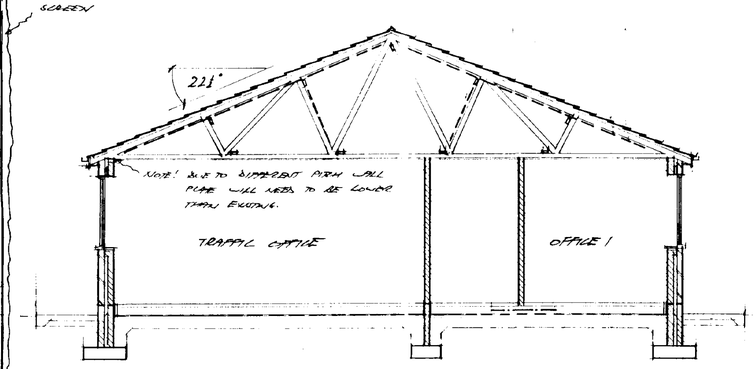

SECTION



SOUTH EAST

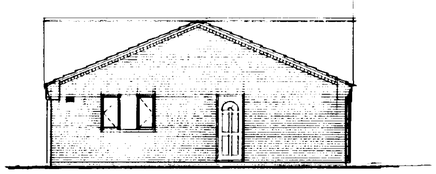

NORTH EAST

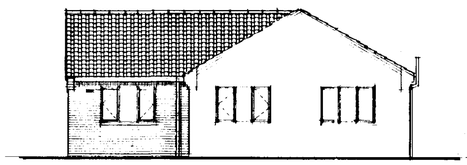

NORTH WEST

PITCHED ROOFING

TARMAC SMOOTH DOUBLE ROMAN CONC' INTERLOCKING TILES TO MATCH EXISTING LAID WITH 100mm LAP & WITH EACH TILE NAILED TO 38x25 T.T. BATTENS ON 22mm ROOFING FELT WITH 150 LARS HORIZONTALLY & VERTICALLY. LAST 600 OF FELT TO BE REINFORCED WITH PVC. PREFABRICATED TIMBER ROOF TRUSSES AT 600 CTRS & THESE TO BE CONSTRUCTED, BRACED & BRACED IN ACCORDANCE WITH BS 5268 PT 3 1985.
100x 38 RAFTERS & THESE TO BE BUILT INTO GABLE WALL
100x 25 WIND BRACING & BRACING TO INTERNAL PARTITIONS.
100x50 WALL PLATE TO BE FIXED WITH RAFTERS & CEILING TIES TO BE SECURED TO WALL WITH 30x5mm m/s GALV STRAPS AT MAX 2m CTRS. PROVIDE SOLID NOGGINGS BETWEEN STRAPS TO RAFTERS & CEILING TIES. 200mm TH FIBREGLASS QUILT BETWEEN CEILING TIES. 15mm PLYWOOD BOARD WITH TAPERED EDGES C/W NOGGINGS AT REQ'D. 560x600 CEILING HATCH FORMED BETWEEN NORMAL TRUSS SPACING.

EAVES

ALUM PVC GUTTER TO MATCH EXISTING ON EX 25mm THICK TIMBER FASCIA. 10mm PLYWOOD SOFFIT. GLIDEVALE FV 100 OVER FASCIA VENTILATOR WITH GLIDEVALE 12VE01 VENT TRAY.

CAVITY WALL

265mm CAVITY WALL COMPRISING 100mm FACE BRICK TO MATCH EXISTING 65mm CAVITY FILLED WITH 65 TH RockWool CAVITY WALL BATT & 100mm TH TARMAC HEATHLITE BLOCK INNER LEAF WITH 12mm RENDER & 2mm SKIM FINISH. TIE NEW WALLS TO EXISTING WITH PUDDLE WALL EXTENSION STRIPS.

INTERNAL WALLS

100mm TH TARMAC HEATHLITE WITH 12mm RENDER & 3mm SKIM FINISH PVC DPC TO BASE OF WALL WHERE BUILT OFF FLOOR SLABS. TIE WALLS TO EXISTING WITH PUDDLE WALL EXTENSION STRIPS.

WINDOWS

PURAVE TIMBER BROWN PVC WINDOWS WITH SEALED DOUBLE GLAZED UNITS. LINE REVEAL TO JAMBS & HEADSIDE OF LINTEL WITH 25mm TH TARMAC PLASTERBOARD. PROVIDE 15mm TH POLYSTYRENE UNDER WINDOW BOARD. CLOSE CAVITY AT CILL & JAMB WITH VERTICAL DPC.

	ORDINAL SIZE	LINTEL
W1	1800 x 1200	4/5 2100
W2	EXISTING WINDOW	4/5 2100
W3	1800 x 1200	4/5 2100
D1	EXISTING DOOR	4/5 1200

DPC

PVC DPC IN EXTERNAL WALLS TO BE MIN 150mm ABOVE G.L. DPC TO INNER SKIN TO BE CONTINUOUS WITH DPM IN FLOOR.

FLOOR

150mm SAND & CEMENT SCREED ON 100 TH 15% CONCRETE ON 1200 g POLYTHENE DPM ON 25mm TH FLOORTAPE & THIS TO BE TURNED UP VERTICALLY AT JUNCTION WITH EXTERNAL WALL. MIN 150mm TH BLINDED & CONSOLIDATED HARDCORE. WHERE INTERNAL WALL BUILT OFF FLOOR SLAB REINFORCE SLAB WITH 1m WIDE STRIP OF A252 MESH.

FOUNDATIONS

700 x 225 15% CONCRETE FOUNDATIONS TO CAVITY WALLS
460 x 225 " " " 100mm WALLS
FOUNDATIONS TO BE TAKEN DOWN TO SUITABLE LOAD BEARING STRATA AS AGREED ON SITE WITH L.A. BUILDING INSPECTOR. FOUNDATIONS ADJACENT EXISTING STRIPS TO BE TAKEN DOWN 100mm LOWER THAN EXISTING. STEP FOUNDATIONS UP TO EXISTING AS DETAILED BELOW

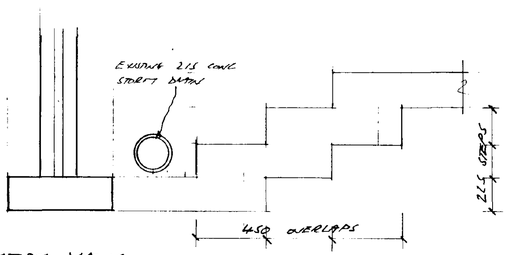

STORM DRAINS

CONNECT DOWNPIPES INTO EXISTING STORM DRAIN VIA 100 & PVC BENDS FLEXIBLE JOINTS WITH 150mm OF PEA GRAVEL BED & SURROUND & LAID TO 1:100 FALL. 250x65 PRESTRESSED CONC LINTEL OVER DRAIN WHERE PASSES THRU WALL PLUS MASK BOTH SIDES OF OPENING.

HEATING

ELECTRIC RADIATORS AS EXISTING & FITTED WITH THERMOSTATS TIME CLOCKS.

LIGHTING

ALL LIGHTING TO BE LOCALLY SWITCHED & LIGHT FITTINGS TO HAVE LAMPS WITH AN AVERAGE OF 100 HOUR EFFICIENCY OF NOT LESS THAN 50 LUMENS PER CIRCUIT WATT.

VENTILATION

IN TRAFFIC OFFICE AT 2 NO GLIDEVALE TERRACOTTA MAXI VENTS C/W CAVITY SLEEVES FIT OPEN SHUT CORD INTERNALLY.
IN OFFICE 1 AT 1 NO GLIDEVALE TERRACOTTA MAXI VENTS C/W CAVITY SLEEVE. FIT OPEN/SHUT CORD INTERNALLY.
MAXI VENTS 215x65.

DECORATION

EMULSION 127mm WIDTH CORE TO ALL AREAS
STRAPE FINISH NOTED WITH / ITEM OF WHITE EMULSION
WALLS - 1 MIST & 2 FULL COATS EMULSION
FASCIA & SOFFIT - SATIN BROWN
100x19 CHAMFERED SKIRTING & 45x19 CHAMFERED ARCHITRAVE SATINED BROWN.

CAR PARK

EXTEND CAR PARK WITH 50mm OF WASHED GRAVEL ON MIN 250 TH CONSOLIDATED STONE (1½" DOWN) FROM EDGE RETAINED WITH 150x50 PRECAST CONC KERBS ON 250x75 CONC FOUNDATION c/w HAUNCHING.

FOOTPATH

EXTEND FOOTPATH AROUND EXTENSION WITH 100 TH C35 CONC FOR DIMENSIONS, WOOD FLOAT FINISH ON MIN 150 TH BLINDED & CONSOLIDATED HARDCORE. JOINTS AT MAX 3m.

CONTRACTOR TO CHECK ALL DIMENSIONS ON SITE BEFORE WORK COMMENCES.

revision	date	init.	revision details

PODDINGTONS
Architectural Design Consultants
43 Double Street, Spalding, Lincs. PE11 2AA
Tel: 0775 761856 & 768296. Fax: 0775 710218

project
PROPOSED EXTENSION TO OFFICES AT WARDENTREE LANE, SPALDING FOR R. GREEN TRANSPORT

drawing
PLAN AS PROPOSED

scale	drawing no.
1-50 1-100 1-250	2689-1
date: MARCH 96	drawn: R.T.B. checked:

DETERMINED PLAN
SOUTH HOLLAND HOUSING
15 MAR 1996
Ref: 0237/96

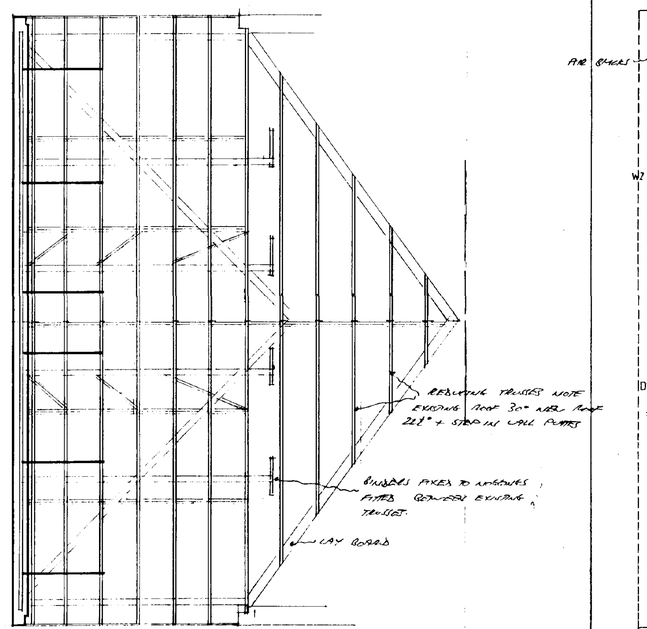

ROOF PLAN

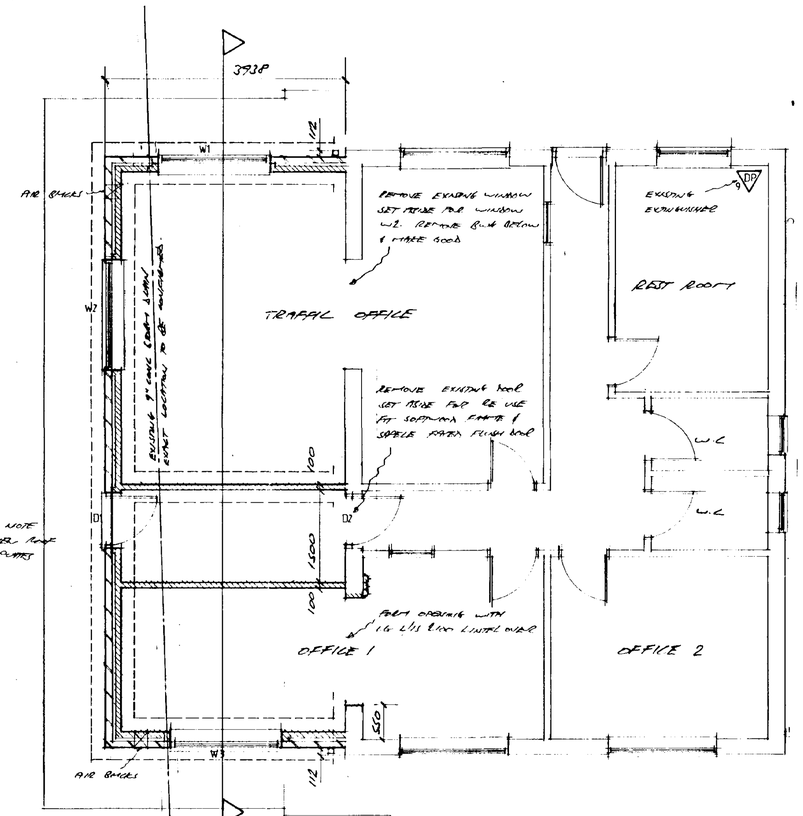

FLOOR PLAN

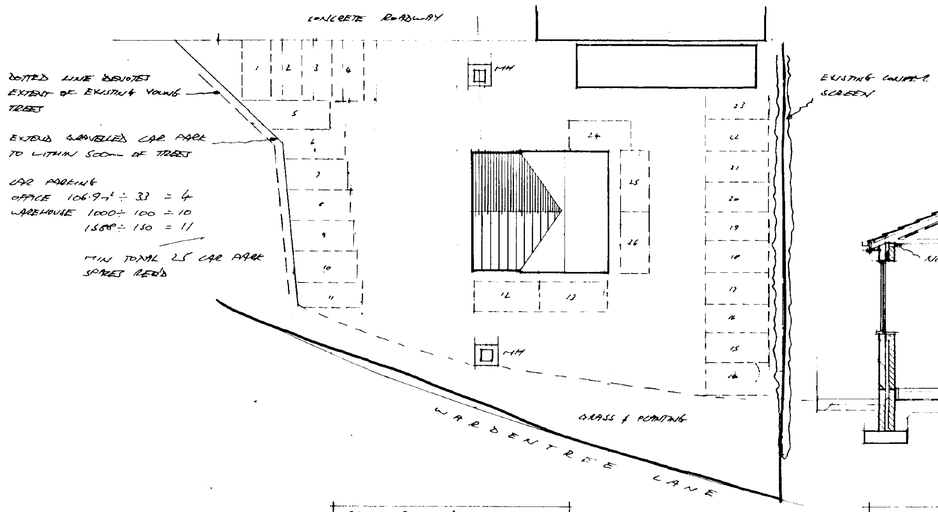

SITE PLAN SCALE 1-250

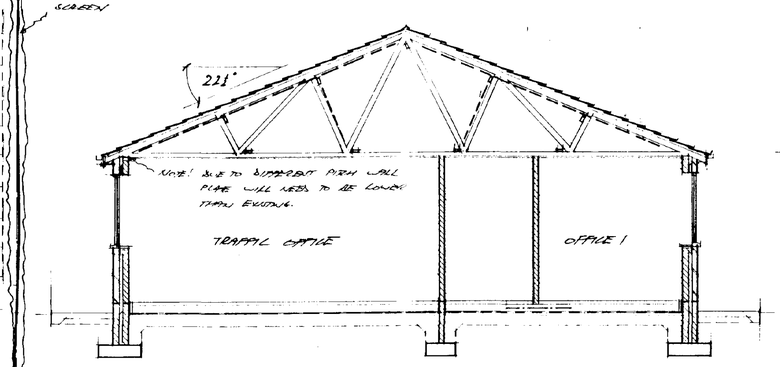

SECTION



SOUTH EAST



NORTH EAST

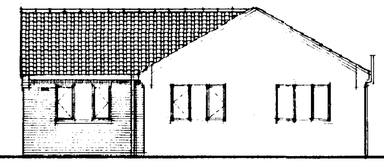

NORTH WEST

PITCHED ROOFING
MARLEY SMOOTH DOUBLE ROMAN CONC' INTERLOCKING TILES TO MATCH EXISTING LAID WITH 100m LAP & WITH EACH TILE FIXED TO 38x25 T.T. BATTENS ON 38x25 TORNADO FELT WITH 150 LAPS HORIZONTALLY & VERTICALLY. VENT 600 OF FELT TO BE REPLACED WITH PVC. PREFABRICATED TIMBER ROOF TRUSSES AT 600 CTRS & THESE TO BE CONSTRUCTED, BRACED & STRAPPED IN ACCORDANCE WITH BS SLOT NO 3 PARTS.
100 x 38 RAFTERS & THESE TO BE BUILT INTO GABLE WALL
100 x 25 WIND BRACING & BRACING TO INTERNAL PARTITIONS.
100 x 50 WALL PLATE TO GABLE WITH RAFTERS & CEILING TIES TO BE SECURED TO WALLS WITH 30x5mm m/s GALV STRAPS AT MAX 2m CTRS. PROVIDE SOLID NOGGING BETWEEN STRAPS TO RAFTERS & CEILING TIES. 200m TH FIBREGLASS QUILT BETWEEN CEILING TIES. 15m PLASTER BOARD WITH PAPER FINISH c/w NOGGINGS AT REQ'D. 560x600 CEILING HATCH FORMED BETWEEN NORMAL TRUSS SPACING

EAVES
BRONZE PVC BOX GUTTER TO MATCH EXISTING ON EX 25m TIMBER FASCIA. 10m PLYWOOD SOFFIT. GLIDEVALE FV100 OVER FASCIA VENTILATOR WITH GLIDEVALE RV601 VENT TRAY.

CAVITY WALL
265m CAVITY WALL COMPRISING 100m FACE BRICK TO MATCH EXISTING 65m CAVITY FILLED WITH 65 TH RODENWOOL CAVITY WALL BATTS & 100m TH THERMAL HEATSAVE BLOCK INNER LEAF WITH 12m PLASTER BOARD & 2m SKIM FINISH. THE NEW WALLS TO EXISTING WITH FLUSH WALL EXTENSION SYSTEM.

INTERNAL WALLS
100m TH THERMAL HEATSAVE BLOCK WITH 12m PLASTER & 3m SKIM FINISH PVC DPC TO BASE OF WALLS WHERE BUILT OFF FLOOR SLAB.
THE WALLS TO EXISTING WITH FLUSH WALL EXTENSION SYSTEM.

WINDOWS
POWDER COATED ALUMINIUM PVC WINDOWS WITH SEALED DOUBLE GLAZED UNITS. LINE REVEAL TO JAMB & HEADRAIL OF LINTEL WITH 25m TH THERMAL PLASTERBOARD. PROVIDE 15m TH POLYSTYRENE LINEAR HARDBOARD. CLOSE CAVITY AT CILL & JAMB WITH VERTICAL DPC

	OPENING SIZE	LINTEL
W1	1800 x 1200	4/IS 2100
W2	EXISTING WINDOW	4/IS 2100
W3	1800 x 1200	4/IS 2100
D1	EXISTING DOOR	4/IS 1200

DPC
PVC DPC IN EXTERNAL LEAVE TO BE MIN 150m ABOVE G.L.
DPC TO INNER SKIN TO BE CONTINUOUS WITH DPC IN FLOOR.

FLOOR
150m 10N/15 RETARDANT SCREED ON 100 TH STG CONCRETE ON 1200 g POLYTHENE DPM ON 25m TH FLOOR SLAB & THIS TO BE TURNED UP VERTICALLY AT JUNCTION WITH EXTERNAL WALL. MIN 150m TH BEVELED & CHAMFERED HARDCORE. WHERE INTERNAL WALL BUILT OFF FLOOR SLAB REINFORCE SL 98 WITH 1m WIDE STRIP OF A252 MESH.

FOUNDATIONS
700w x 225 STG CONCRETE FOUNDATIONS TO CAVITY WALLS
460 x 225 " " " " 100m WALLS
FOUNDATIONS TO BE TAKEN DOWN TO SUITABLE LOAD BEARING STRATA AS AGREED ON SITE WITH L.A. BUILDING INSPECTOR. FOUNDATIONS ADJACENT EXISTING STREET DRAIN TO BE TAKEN DOWN 100m LOWER THAN DRAIN INVERT. STEP FOUNDATIONS UP TO EXISTING AS DETAILED BELOW.

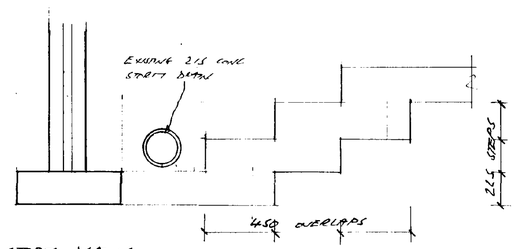

START DRAINS
CONNECT DOWNPIPES INTO EXISTING STORM DRAIN VIA 100 & PVC BENDS FLEXIBLE JOINTED WITH 150m OF PEA GRAVEL BED & SURROUND & LAID TO 1:100 FALL. 250x61 PRESTRESSED CONC LINTEL OVER DRAIN WHERE PASSES THRU' WALL PLUS 450R CUTS SIDES OF OPENING.

HEATING
ELECTRIC RADIATORS AS EXISTING & FITTED WITH THERMOSTATIC TIME CLOCKS.

LIGHTING
ALL LIGHTING TO BE LOCALLY SWITCHED & LIGHT FITTINGS TO HAVE LAMPS WITH AN AVERAGE OF 100 HOUR EFFICACY OF NOT LESS THAN 50 LUMENS PER CIRCUIT WATT.

VENTILATION
IN TRAFFIC OFFICE FIT 2 NO GLIDEVALE TERRACOTTA MAIN VENTS c/w CAVITY SLEEVES FIT OPEN SHUT & DRILL INTERNALLY.
IN OFFICE 1 FIT 1 NO GLIDEVALE TERRACOTTA MAIN VENTS c/w CAVITY SLEEVE. FIT OPEN/SHUT & DRILL INTERNALLY.
MAIN VENTS 215x65.

DECORATION
SKIRTING 120m WHITE GLOSS TO ALL AREAS
STRAPPING FINISH ARTEX WITH 1 COAT OF WHITE EMULSION
WALLS - 1 MIST & 2 FULL COATS EMULSION
FASCIA & SOFFIT - STAIN BROWN
100x19 CHAMFERED SARKING & 45x19 CHAMFERED ARGENTINE STAINED BROWN.

CAR PARK
EXTEND CAR PARK WITH 50m OF WASHED GRAVEL ON MIN 250 TH CONSOLIDATED SUBBASE (NO FINES) FORTY EDGE RETAINED WITH 110x56 PRECAST CONC KERBS ON 250x75 CONC FOUNDATION c/w HAUNCHING.

FOOTPATH
EXTEND FOOTPATH ACROSS EXTENSION WITH 100 TH C35 CONC PAVE EXPANSIONS, WOOD FLOAT FINISH ON MIN 150 TH CONSOLIDATED HARDCORE. JOINTS AT MAX 2m.

CONTRACTOR TO CHECK ALL DIMENSIONS ON SITE BEFORE WORK COMMENCES.

revision	date	init.	revision details

PODDINGTONS
Architectural Design Consultants
43 Double Street, Spalding, Lincs. PE11 2AA
Tel: 0775 761856 & 768296. Fax: 0775 710218

project
PROPOSED EXTENSION TO OFFICES AT WARDENTREE LANE, SPALDING FOR R.GARN TRANSPORT

drawing
PLAN AS PROPOSED

scale	drawing no
1-50 1-100 1-250	2689-1
date: MARCH 96	drawn: R.T.B.
	checked:

Ref 0231/96

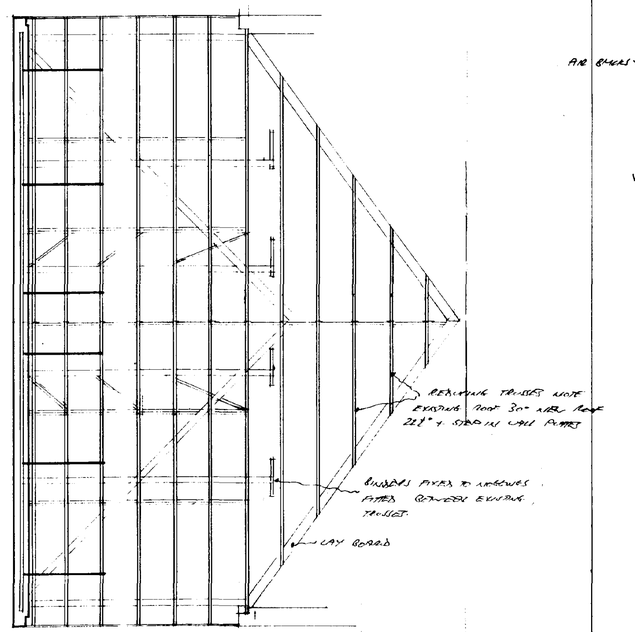

ROOF PLAN

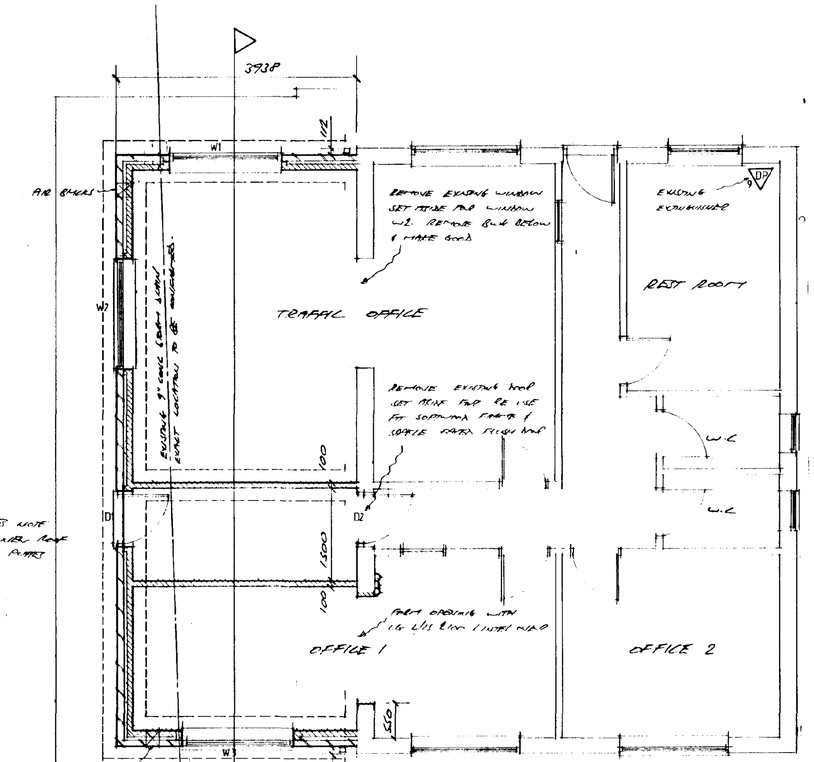

FLOOR PLAN