Planning Notes

1. Existing slated roof finish.
2. Black PVCU rainwater goods.
3. Black painted horizontally boarded timber framed external wall.
4. Black painted timber windows to rear.
5. White painted timber windows to front.
6. Garage doors.
7. Brick clad concrete base.

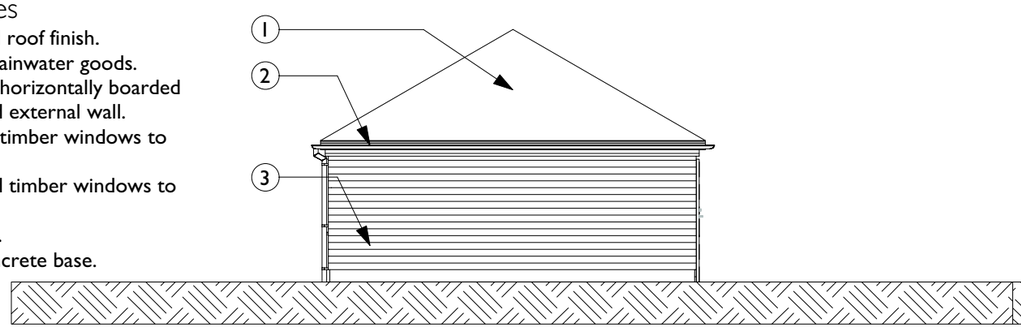

5 A-010a **Side (West) Elevation**
Scale: 1:100

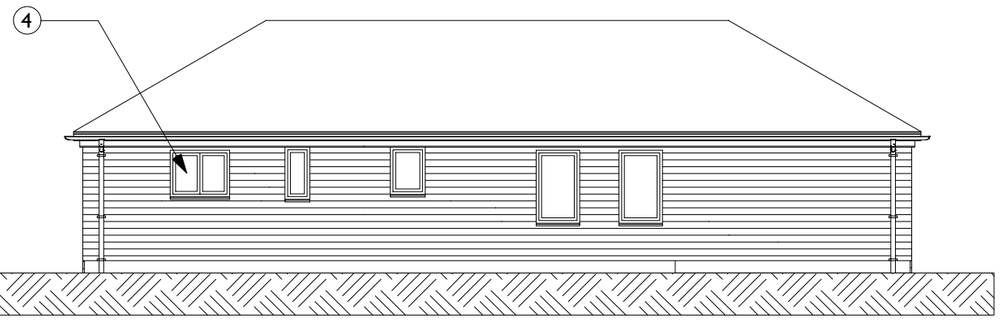

4 A-010a **Rear (North) Elevation**
Scale: 1:100

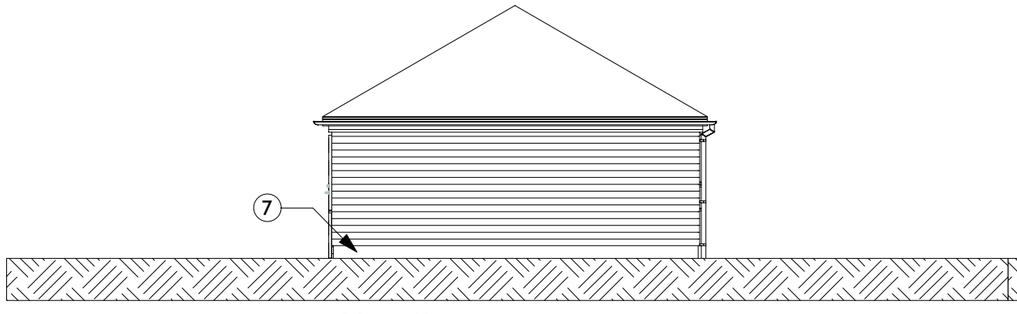

3 A-010a **Side (East) Elevation**
Scale: 1:100

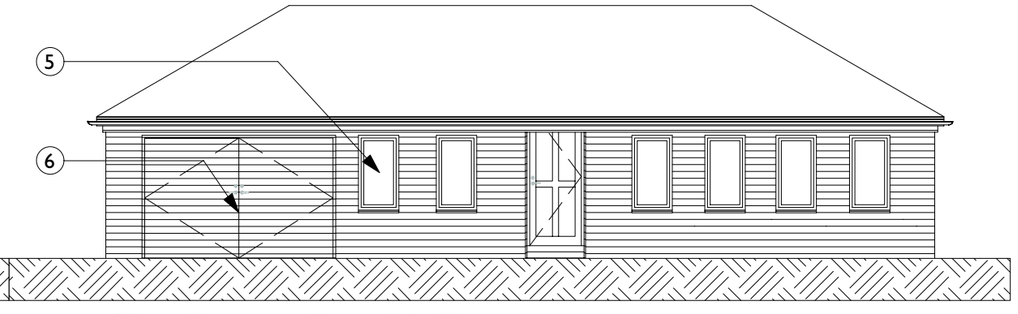

2 A-010a **Front (South) Elevation**
Scale: 1:100



6 A-010a **Perspective View**
Scale: 1:100

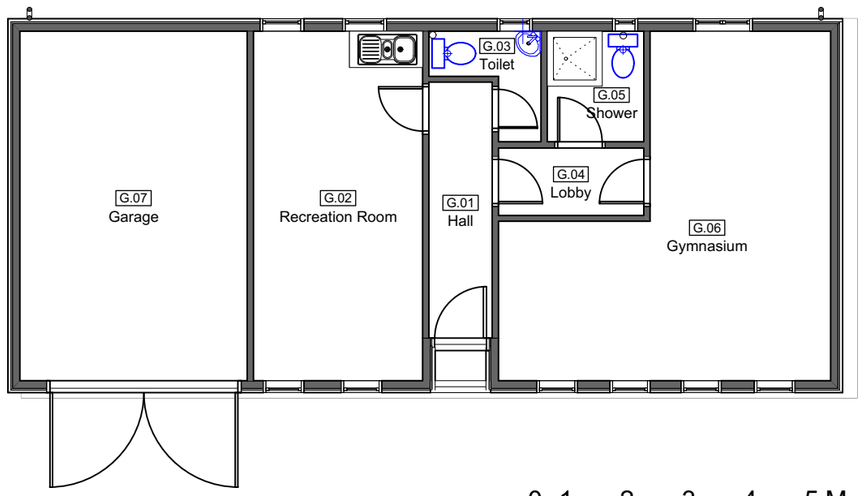

1 A-010a **Floor Plan**
Scale: 1:100

No.	Date	Revision Notes	Appr
A	22/01/18	Planning Application Issue Notes	JRK
A	22/01/18	Room names added	JRK

Date: July 2017
Drawn / Checked by: JRK / JRK
Project ID: 1717.GRAY

© KR.eativ: Architects Ltd 2017

GENERAL NOTES:

1] Use only figured dimensions and RIBA Stage 5 drawings for construction on site.
2] All dimensions to be checked on site before and during construction by the contractor.
3] Any discrepancies, omissions or errors to be reported to KR.eativ: Architects Ltd as soon as possible after discovery.
4] Drawing to be read in conjunction with all other relevant drawings, schedules and specifications for this project.
5] All construction work to be carried out by appropriately registered persons to the appropriate standards of workmanship required under UK legislation.
6] All materials to be approved for use in the UK by BSI, BBA or similar recognised body.
7] This drawing is only licenced for use up to and including the RIBA Stage shown.

KR.eativ:
Architects Ltd
34 Paradise Lane
Kettering, NN15 6LX
inbox@kreativarchitects.co.uk
www.kreativarchitects.co.uk

RIBA Chartered Practice
Architects Registration Board
Registered as an architect under the Architects Act 1997

Client: Mr. & Mrs. Gray
Project Title: PP for existing
Address: 88 Knight Street, Pinchbeck PE11 3RB
Sheet Title: Existing Floor

Sheet Scale: 1:100
Sheet Size: A3
Sheet No.: A-010a
status: RIBA Stage 3