© McINTOCK

The material contained in this plot has been reproduced from Ordnance Survey digital map data with the permission of the Controller of Her Majesty's Stationery Office.

©Crown copyright.

OS License no : LA079413

SOUTH HOLLAND DISTRICT COUNCIL

HOUSING AND PLANNING SERVICES DEPARTMENT

Council Offices,
Priory Road,
Spalding,
Lincolnshire, PE11 2XE

Telephone: (01775) 761161
Fax: (01775) 710772

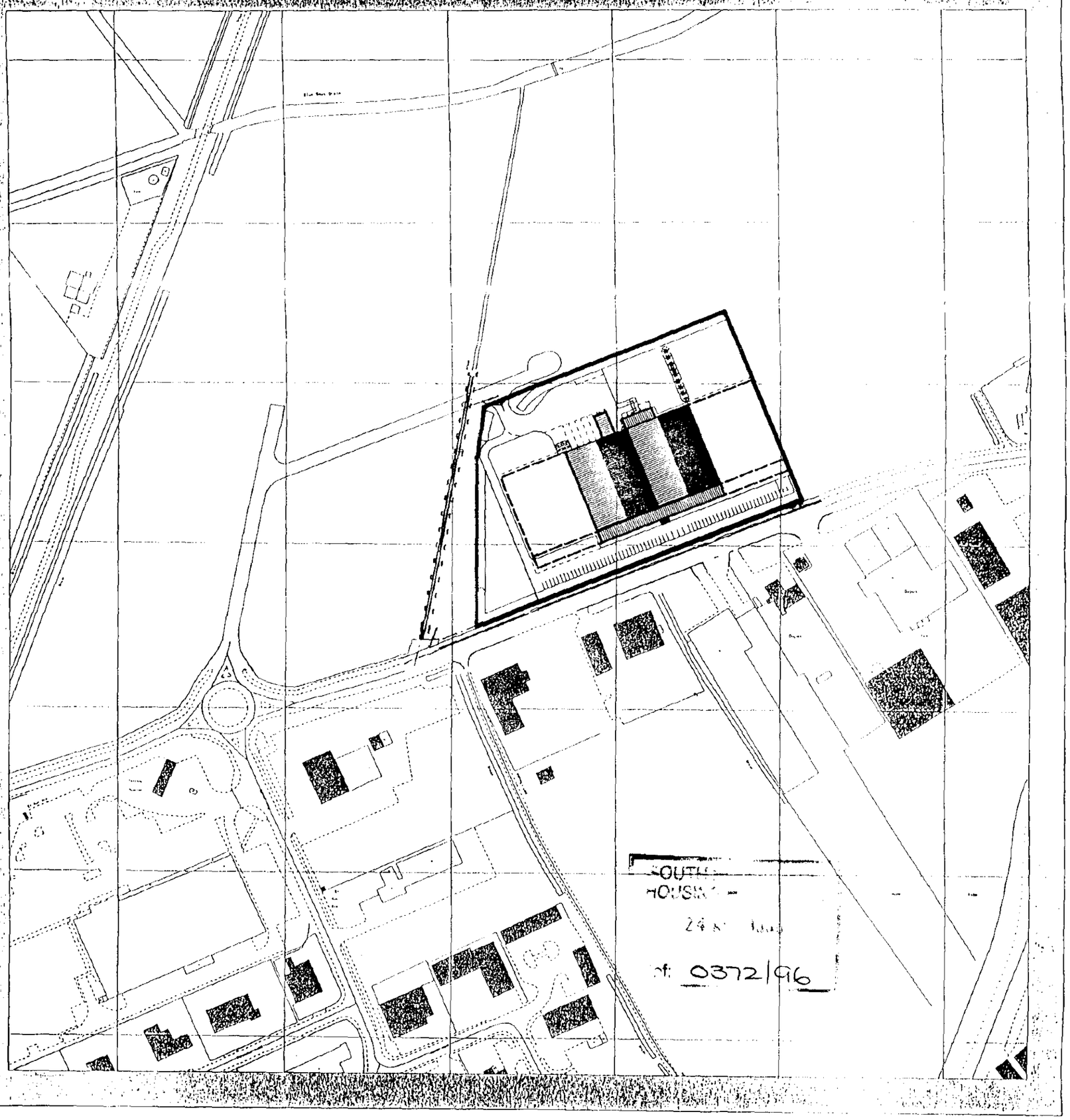

© 1996 BURKS GREEN AND PARTNERS

NOTES

1. DO NOT SCALE THIS DRAWING
2. ALL DIMENSIONS ARE IN MILLIMETRES UNLESS STATED OTHERWISE

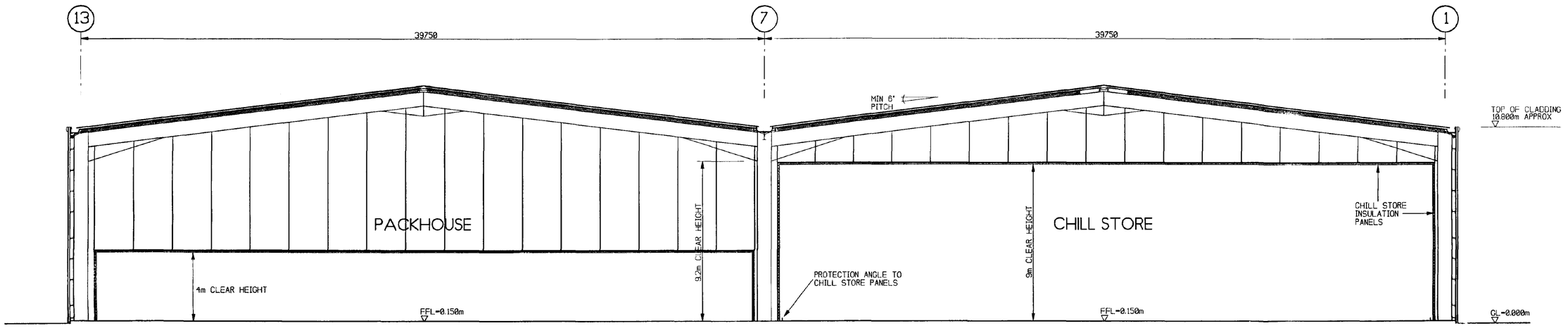

TYPICAL SECTION THROUGH BUILDING ON GRID LINE E

SOUTH ... HOUSING
24 APR ...
Ref. 0372/96

REV.	AMENDMENTS	REV'D BY	DATE

CLIENT: MACK MULTIPLES DIVISION

PROJECT: TEMPERATURE CONTROLLED STORAGE AND RIPENING FACILITY

TITLE: TYPICAL SECTION THROUGH

SCALE	1:125	DATE	JAN 1996
JOB No.	12565		
DRAWING No.	12565/A1/53		
STATUS	PRELIMINARY		
PROJECT LEADER	SVO	DRAWN BY	SB
		CHECKED BY	AM

BURKS GREEN & PARTNERS
Consulting Engineers & Building Designers
Sherwood House,
Sherwood Avenue,
Newark, Notts.
NG24 1QQ.
Tel: (01636) 605700
Fax: (01636) 610698

© 1996 BURKS GREEN AND PARTNERS

NOTES

1. DO NOT SCALE THIS DRAWING
2. ALL DIMENSIONS ARE IN MILLIMETRES UNLESS STATED OTHERWISE
3. THIS DRAWING IS TO BE READ IN CONJUNCTION WITH ALL OTHER RELEVANT DRAWINGS AND SPECIFICATIONS

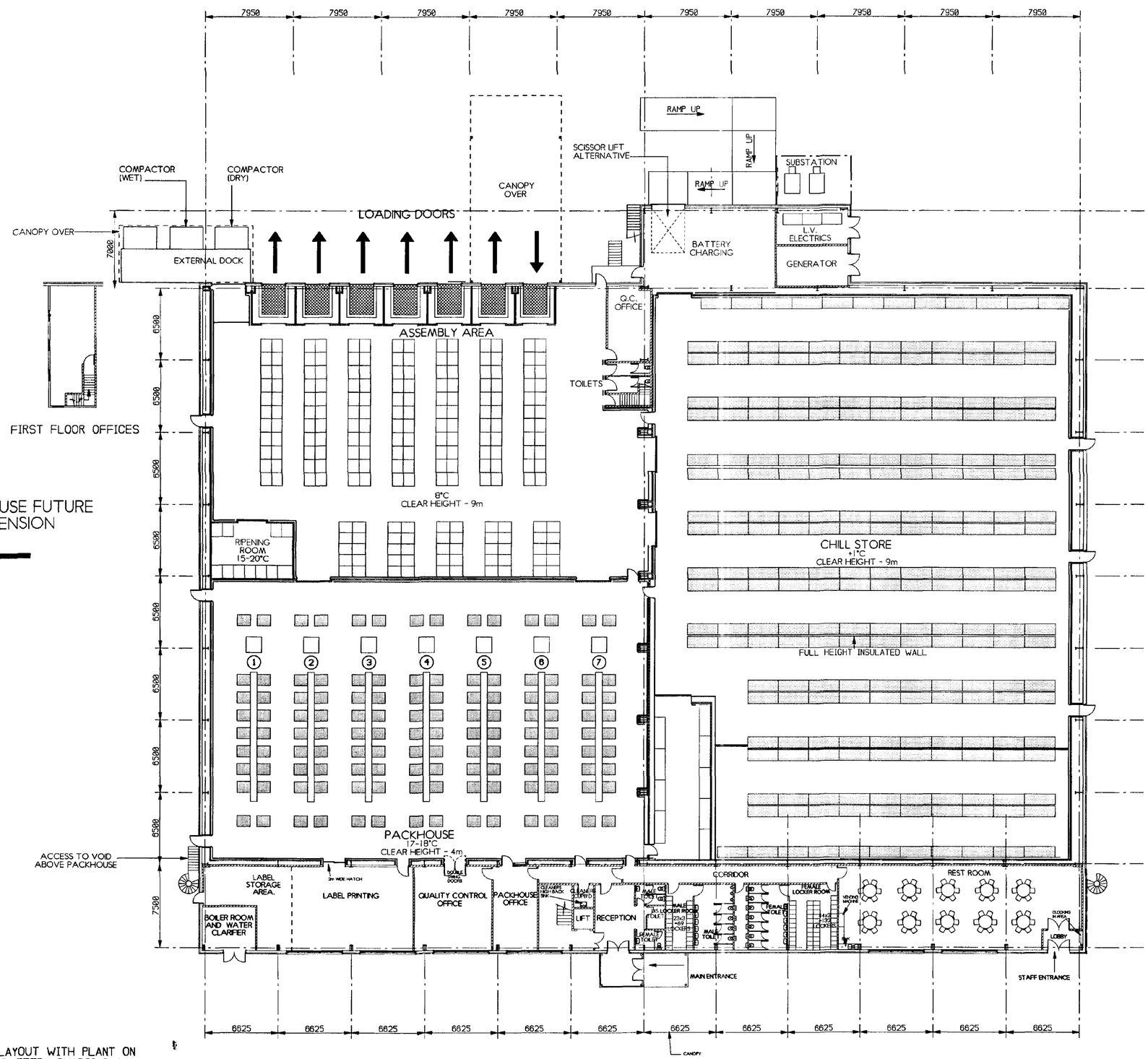

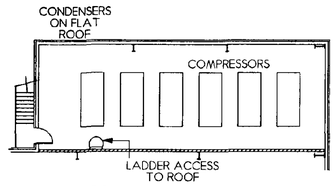

FIRST FLOOR PLANT AREA
OPTION 1

OPTION 2
ALTERNATIVE LAYOUT WITH PLANT ON THIRD FLOOR (BATTERY CHARGING, LV ELECTRICS AND GENERATOR TO REMAIN ON GROUND FLOOR. BOILER ROOM IN OFFICE MOVES TO THIRD FLOOR)

REV.	AMENDMENTS	REV'D BY	DATE
B	GENERAL AMENDMENTS	NLC	10.4.96
A	AMENDMENTS AS REQUESTED	SB	10.4.96

CLIENT
MACK MULTIPLES DIVISION

PROJECT
TEMPERATURE CONTROLLED STORAGE AND RIPENING FACILITY

TITLE
PROPOSED FLOOR PLAN SHOWING LAYOUT OPTIONS

SCALE 1:200	DATE MAR 1996
JOB No. 12565	
DRAWING No. 12565/A1/52	
STATUS PRELIMINARY	
PROJECT LEADER SVO	DRAWN BY NLC
	CHECKED BY

BURKS GREEN & PARTNERS
Consulting Engineers & Building Designers
Sherwood House,
Sherwood Avenue,
Newark, Notts.
NG24 1QQ.
Tel: (01636) 605700
Fax: (01636) 610696

© 1996 BURKS GREEN AND PARTNERS

NOTES

1. DO NOT SCALE THIS DRAWING
2. ALL DIMENSIONS ARE IN MILLIMETRES UNLESS STATED OTHERWISE
3. THIS DRAWING IS TO BE READ IN CONJUNCTION WITH ALL OTHER RELEVANT DRAWINGS AND SPECIFICATIONS



FRONT ELEVATION

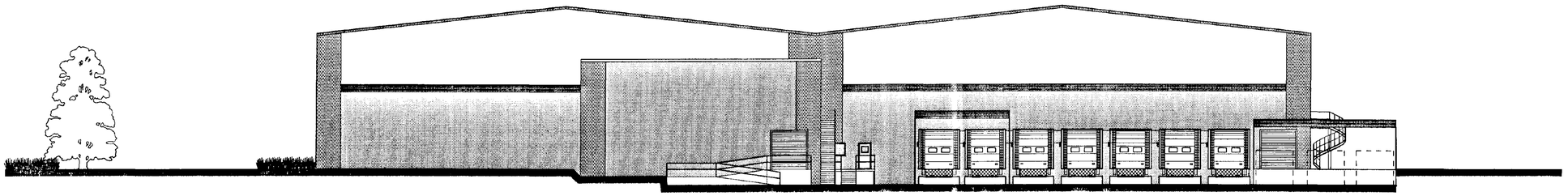

REAR ELEVATION

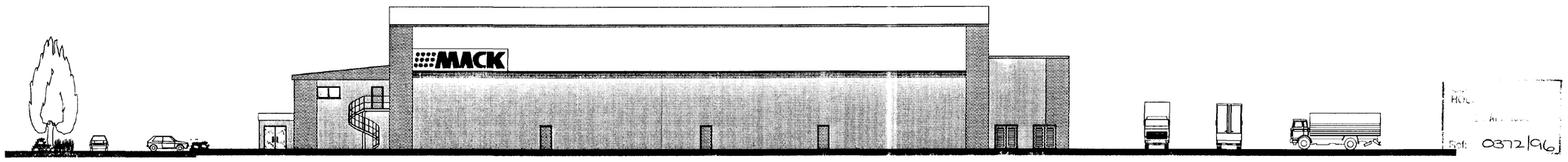

RIGHT SIDE ELEVATION

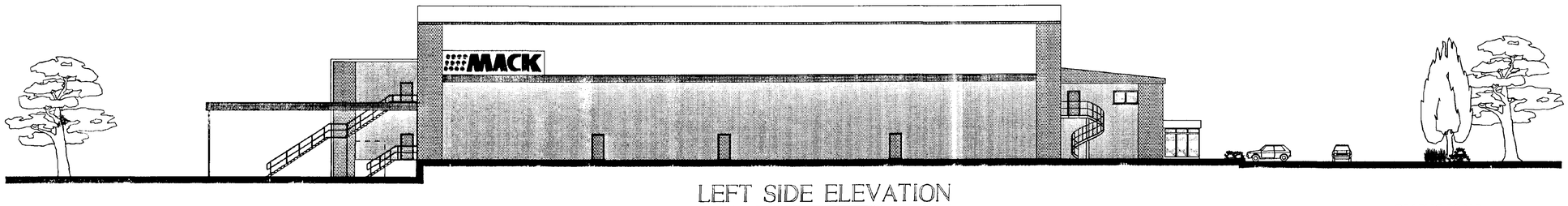

LEFT SIDE ELEVATION

GRAPHIC SCALE

0 50 100 150

ORIGINAL SCALE 1:1

COLOUR KEY

DENOTES ALBATROSS (A)

DENOTES SOLENT BLUE (C)*

DENOTES TANGERINE ORANGE (B)*

DENOTES MERLIIN GREY (A)

ALL COLOURS BY WARD CLADDING SYSTEMS, COLORCOAT HP200.
ALL COLOURS FROM THE MASTERLINE RANGE ACCEPT * THIS INDICATES THE ACCENT RANGE.
(A)-(D) INDICATE GROUP COLOUR CODES.

Ref: 0372/96

REV.	AMENDMENTS	REV'D BY	DATE

CLIENT: MACK MULTIPLES DIVISION

PROJECT: TEMPERATURE CONTROLLED STORAGE AND RIPENING FACILITY

TITLE: PROPOSED ELEVATIONS

SCALE 1:200	DATE MAR 1996
JOB No. 12565	
DRAWING No. 12565/A1/51	
STATUS PRELIMINARY	
PROJECT LEADER SVO	DRAWN BY NLC / CHECKED BY

BURKS GREEN & PARTNERS
Consulting Engineers & Building Designers

Sherwood House,
Sherwood Avenue,
Newark, Notts.
NG24 1QQ.
Tel: (01636) 605700
Fax: (01636) 610696

© 1996 BURKS GREEN AND PARTNERS

LANDSCAPING DETAILS FOR PLANTING STRIPS AT REAR OF SITE

REFER TO PLANTING MATRIX & DIAGRAMMATIC CROSS SECTION.
ALL PLANTS TO BE INDIVIDUALLY PIT PLANTED AS SPECIFIED.
LANDSCAPED STRIP TO BE BARK MULCHED TO A DEPTH OF 75mm UPON COMPLETION.
5m WIDE BORDER TO BE MASS PLANTED WITH THE SPECIES SHOWN ON THE PLANTING TABLE.
CULTIVATION, PLANTING, BED PREPARATION AND SOIL AMELIORATION GENERALLY AS PER SPECIFICATION.
ALL TREES WILL BE DOUBLE STAKED WITH TURNED POSTS COLOUR STAINED AS PER SPECIFICATION.

ALNUS CORDATA	1500 - 1800 FEATHER	2m x 4m
BETULA PENDULA	1500 - 1800 FEATHER	2m x 4m
PRUNUS AVIUM	1500 - 1800 FEATHER	2m x 4m
SORBUS AUCUPARIA	1500 - 1800 FEATHER	2m x 4m
PINUS NIGRA	900 - 1200 STOCK (Ball Rooted)	2m x 4m
ACER CAMPESTRE	750 - 900 WHIP	1m x 2m
BETULA PENDULA	600 - 750 FEATHER	1m x 2m
CALLUNA VULGARIS	1 LITRE POTS	1m x 0.5m
CORYLUS AVELLANA	750 - 900 WHIP	1m x 1m
CRATAEGUS MONOGYNA	750 - 900 BUSH	1m x 1m
PRUNUS AVIUM	900 - 1200 WHIP	1m x 1m
ILEX AQUIFOLIUM	3 LITRE POTS	1m x 1m
ROSA CANINA	3 LITRE POTS	1m x 0.5m
LIGISTRUM OVALIFOLUM	600 - 750 BUSH	1m x 2m
SALIX ALBA BRITENSIS	900 - 1200 BUSH	1m x 2m
VIBURNUM OPULUS	900 - 1200 BUSH	1m x 1m

NOTES

1. DO NOT SCALE THIS DRAWING
2. ALL DIMENSIONS ARE IN MILLIMETRES UNLESS STATED OTHERWISE

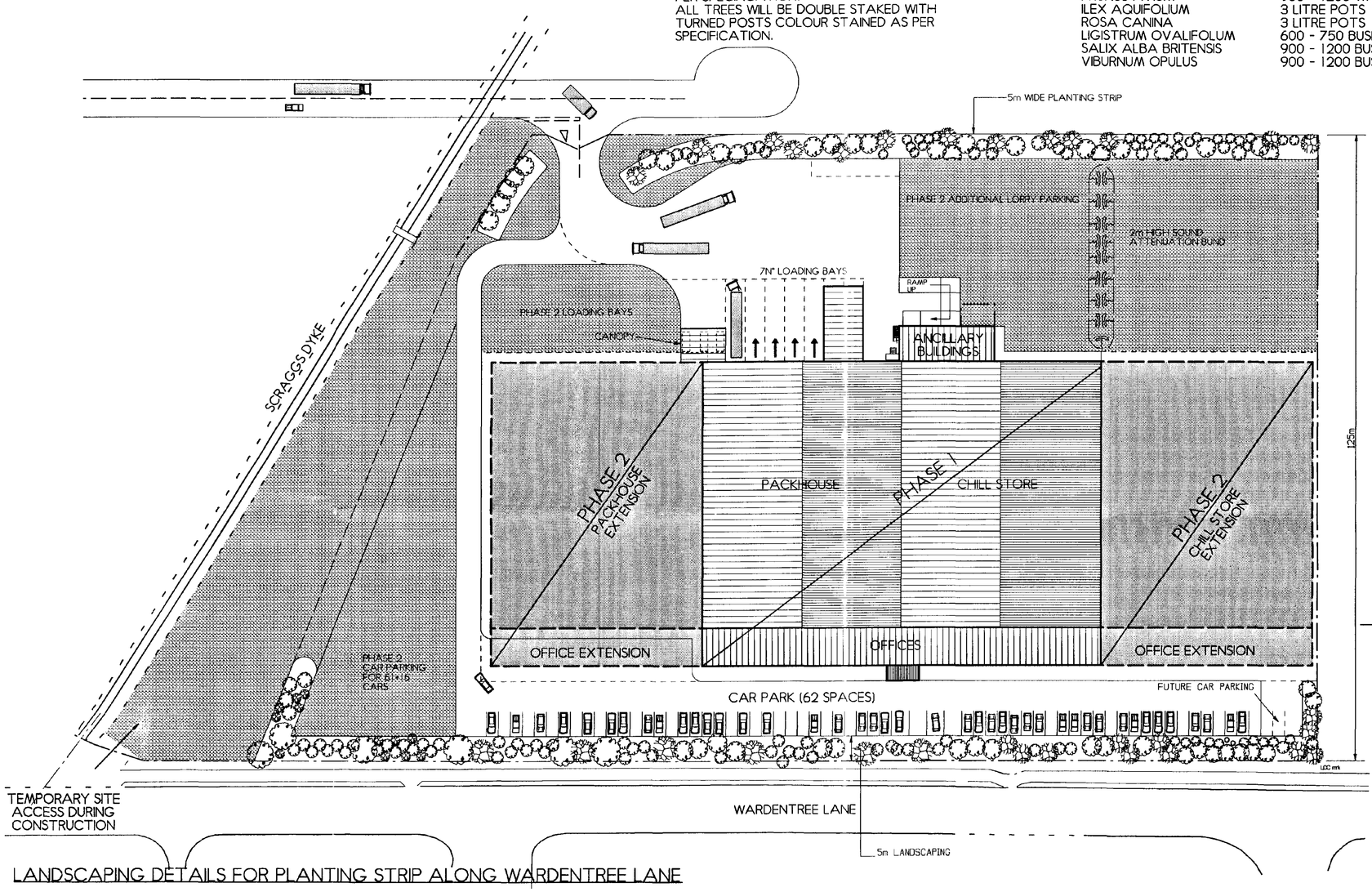

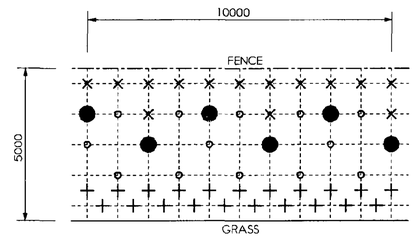

LEGEND
- ● LARGE FEATHERS
- × TALL SHRUB EDGE
- ○ MIXED WHIPS/ SMALL FEATHERS
- \+ LOW SHRUB EDGE

1m GRID SHOWN IN DOTTED LINE

PLANTING MATRIX FOR 5m WIDE PLANTING STRIPS

SCALE 1:100

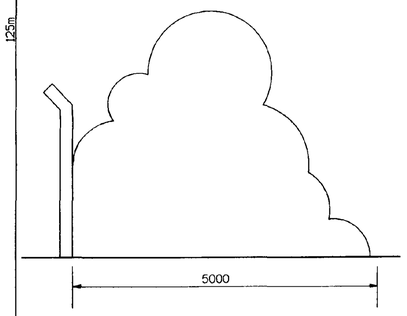

SECTION THROUGH PLANTING STRIPS

SCALE 1:50

SOUTH HOLLAND DISTRICT COUNCIL
24 APR 1996
Ref: 0372/96

LANDSCAPING DETAILS FOR PLANTING STRIP ALONG WARDENTREE LANE

REFER TO PLANTING MATRIX & DIAGRAMMATIC CROSS SECTION.
ALL PLANTS TO BE INDIVIDUALLY PIT PLANTED AS SPECIFIED.
SHRUB EDGE TO BE BARK MULCHED TO A DEPTH OF 75mm UPON COMPLETION.
5m WIDE BORDER TO BE MASS PLANTED WITH THE SPECIES SHOWN ON THE PLANTING TABLE.
CULTIVATION, PLANTING, BED PREPARATION AND SOIL AMELIORATION GENERALLY AS PER SPECIFICATION.
ALL TREES WILL BE DOUBLE STAKED WITH TURNED POSTS COLOUR STAINED AS PER SPECIFICATION.

TREES	SIZE
PRUNUS AVIUM	SELECTED STANDARDS
SORBUS AUCUPARIA	SELECTED STANDARDS
PLATANUS HISPANICA	SELECTED STANDARDS
SORBUS INTERMEDIA	SELECTED STANDARDS

SHRUBS	SIZE
COTONEASTER 'SKOGHOLM'	300 - 400 2L
CORNUS ALBA 'SPAETHII'	750 - 900 3L
COTONEASTER 'ROTHSCHILLIANUS'	750 - 900 4L
ELEAGNUS 'EBBINGEI'	600 - 750 3L
ESCALLONIA 'DONARD RADIANCE'	450 - 600 3L
EUNOYMUS 'EMERALD GAIETY'	200 - 300 1L
LONICERA 'PILEATA'	300 - 400 2L
MAHONIA AQUIFOLIUM	450 - 600 2L
PRUNUS LAUROCERASUS 'CHERRY BRANDY'	450 - 600 2L
PRUNUS 'LUSITANICA'	600 - 750 4L
PYRACANTHA 'ORANGE GLOW'	750 - 900 4L
SYMPHORICARPUS CHENAULTII 'HANCOCK'	300 - 400 3L

REV.	AMENDMENTS	REV'D BY	DATE

CLIENT: MACK MULTIPLES DIVISION

PROJECT: TEMPERATURE CONTROLLED STORAGE AND RIPENING FACILITY

TITLE: WARDENTREE LANE SITE - LANDSCAPING DRAWING

SCALE 1:500	DATE APR 1996
JOB No. 12565	
DRAWING No. 12565/A1/50	
STATUS PRELIMINARY	
PROJECT LEADER SVO	DRAWN BY SD
	CHECKED BY

BURKS GREEN & PARTNERS
Consulting Engineers & Building Designers
Sherwood House,
Sherwood Avenue,
Newark, Notts.
NG24 1QQ.
Tel: (01636) 605700
Fax: (01636) 610606

© 1996 BURKS GREEN AND PARTNERS

NOTES

1. DO NOT SCALE THIS DRAWING
2. ALL DIMENSIONS ARE IN MILLIMETRES UNLESS STATED OTHERWISE

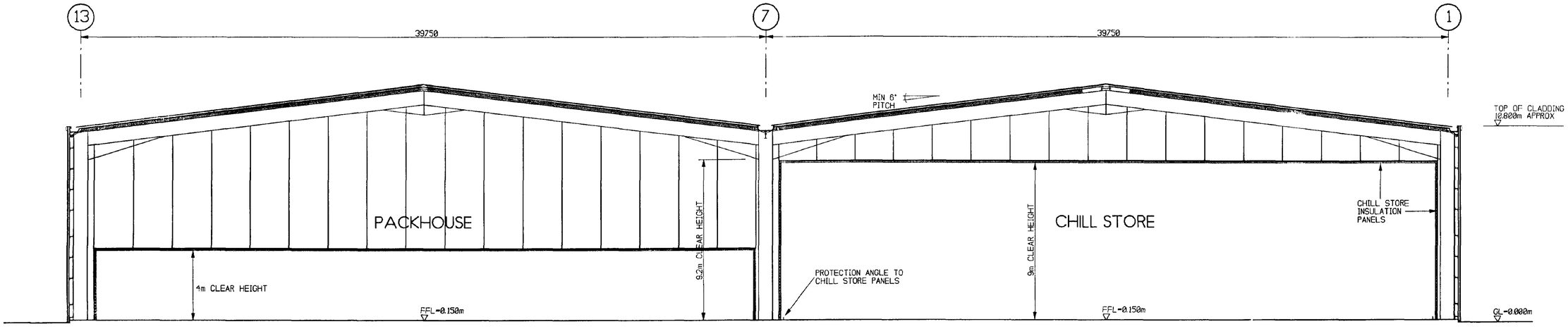

TYPICAL SECTION THROUGH BUILDING ON GRID LINE E

SOUTH HOUSE
24 APR 1996
Ref. 0372/96

REV.	AMENDMENTS	REV'D BY	DATE

CLIENT: MACK MULTIPLES DIVISION

PROJECT: TEMPERATURE CONTROLLED STORAGE AND RIPENING FACILITY

TITLE: TYPICAL SECTION THROUGH

SCALE 1:125	DATE JAN 1996
JOB No. 12565	
DRAWING No. 12565/A1/53	
STATUS PRELIMINARY	
PROJECT LEADER SVO	DRAWN BY SB
	CHECKED BY

BURKS GREEN & PARTNERS
Consulting Engineers & Building Designers
Sherwood House,
Sherwood Avenue,
Newark, Notts.
NG24 1QQ.
Tel: (01636) 605700
Fax: (01636) 610698

© 1996 BURKS GREEN AND PARTNERS

NOTES

1. DO NOT SCALE THIS DRAWING
2. ALL DIMENSIONS ARE IN MILLIMETRES UNLESS STATED OTHERWISE
3. THIS DRAWING IS TO BE READ IN CONJUNCTION WITH ALL OTHER RELEVANT DRAWINGS AND SPECIFICATIONS

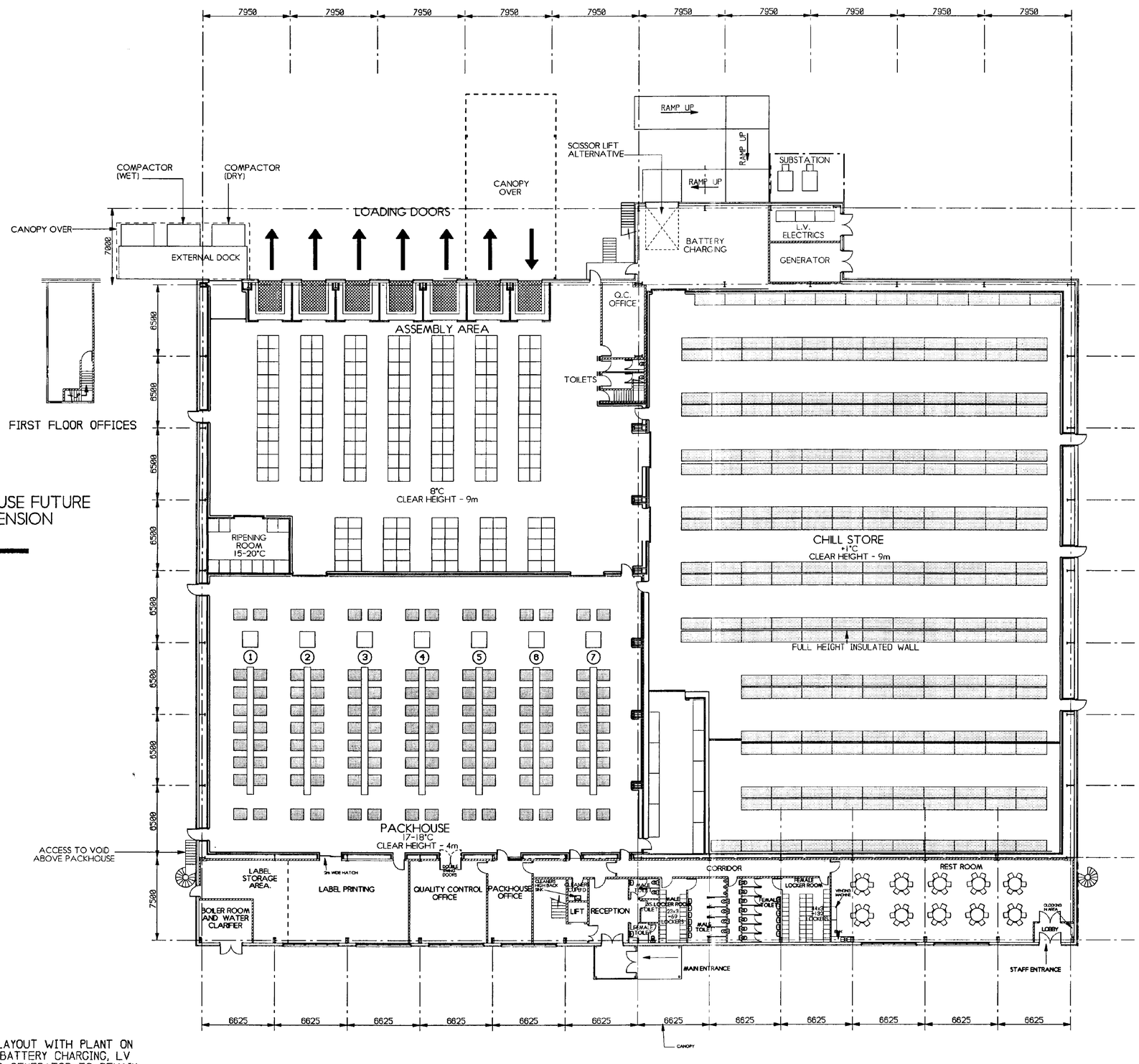

PACKHOUSE FUTURE EXTENSION

CHILL STORE FUTURE EXTENSION

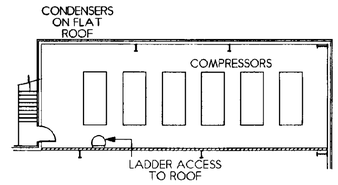

FIRST FLOOR PLANT AREA
OPTION 1

OPTION 2
ALTERNATIVE LAYOUT WITH PLANT ON THIRD FLOOR (BATTERY CHARGING, LV ELECTRICS AND GENERATOR TO REMAIN ON GROUND FLOOR. BOILER ROOM IN OFFICE MOVES TO THIRD FLOOR)

HOUSING
24 APR 1996
Ref: 0372/96

REV.	AMENDMENTS	REV'D BY	DATE
B	GENERAL AMENDMENTS	NLC	10.4.96
A	AMENDMENTS AS REQUESTED	SB	10.4.96

CLIENT: MACK MULTIPLES DIVISION

PROJECT: TEMPERATURE CONTROLLED STORAGE AND RIPENING FACILITY

TITLE: PROPOSED FLOOR PLAN SHOWING LAYOUT OPTIONS

SCALE 1:200	DATE MAR 1996
JOB No. 12565	
DRAWING No. 12565/A1/52	
STATUS PRELIMINARY	
PROJECT LEADER SVO	DRAWN BY NLC
	CHECKED BY

BURKS GREEN & PARTNERS
Consulting Engineers & Building Designers

Sherwood House,
Sherwood Avenue,
Newark, Notts.
NG24 1QQ.
Tel: (01636) 605700
Fax: (01636) 610696

© 1996 BURKS GREEN AND PARTNERS

NOTES

1. DO NOT SCALE THIS DRAWING
2. ALL DIMENSIONS ARE IN MILLIMETRES UNLESS STATED OTHERWISE
3. THIS DRAWING IS TO BE READ IN CONJUNCTION WITH ALL OTHER RELEVANT DRAWINGS AND SPECIFICATIONS



FRONT ELEVATION

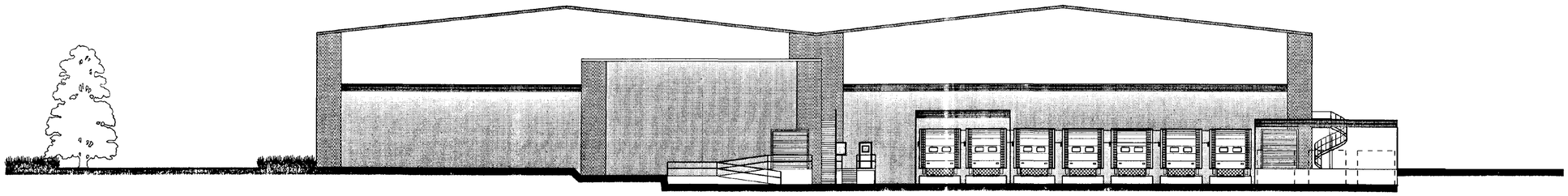

REAR ELEVATION

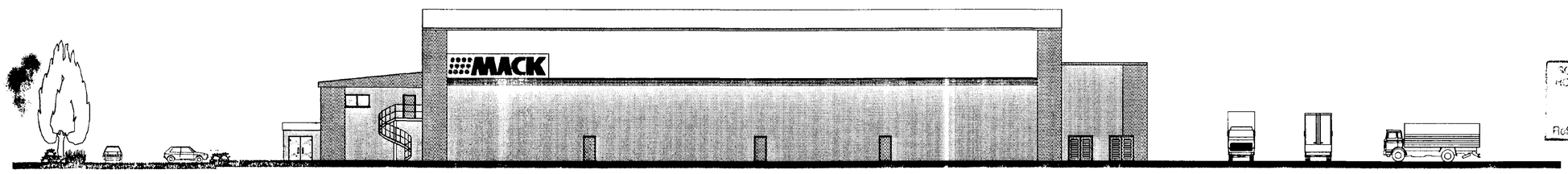

RIGHT SIDE ELEVATION

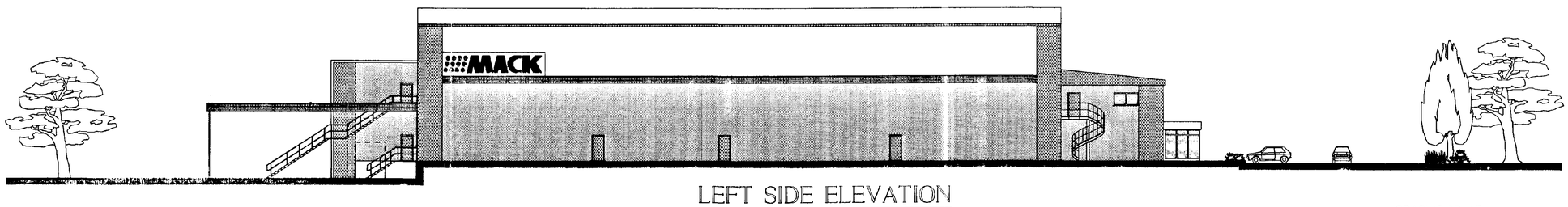

LEFT SIDE ELEVATION

COLOUR KEY

DENOTES ALBATROSS (A)

DENOTES SOLENT BLUE (C)*

DENOTES TANGERINE ORANGE (B)*

DENOTES MERLIN GREY (A)

ALL COLOURS BY WARD CLADDING SYSTEMS, COLORCOAT HP200.
ALL COLOURS FROM THE MASTERLINE RANGE ACCEPT * THIS INDICATES THE ACCENT RANGE.
(A)-(D) INDICATE GROUP COLOUR CODES.

SOUTH ... HOUSE ... ING
... APR 1996
Ref: 0372/96

GRAPHIC SCALE
0 50 100 150

ORIGINAL SCALE 1:1

REV.	AMENDMENTS	REV'D BY	DATE

CLIENT: MACK MULTIPLES DIVISION

PROJECT: TEMPERATURE CONTROLLED STORAGE AND RIPENING FACILITY

TITLE: PROPOSED ELEVATIONS

SCALE 1:200	DATE MAR 1996
JOB No. 12565	
DRAWING No. 12565/A1/51	
STATUS PRELIMINARY	
PROJECT LEADER SVO	DRAWN BY NLC
	CHECKED BY

BURKS GREEN & PARTNERS
Consulting Engineers & Building Designers
Sherwood House,
Sherwood Avenue,
Newark, Notts.
NG24 1QQ.
Tel: (01636) 605700
Fax: (01636) 610696

© 1996 BURKS GREEN AND PARTNERS

LANDSCAPING DETAILS FOR PLANTING STRIPS AT REAR OF SITE

REFER TO PLANTING MATRIX & DIAGRAMMATIC CROSS SECTION.
ALL PLANTS TO BE INDIVIDUALLY PIT PLANTED AS SPECIFIED.
LANDSCAPED STRIP TO BE BARK MULCHED TO A DEPTH OF 75mm UPON COMPLETION.
5m WIDE BORDER TO BE MASS PLANTED WITH THE SPECIES SHOWN ON THE PLANTING TABLE.
CULTIVATION, PLANTING, BED PREPARATION AND SOIL AMELIORATION GENERALLY AS PER SPECIFICATION.
ALL TREES WILL BE DOUBLE STAKED WITH TURNED POSTS COLOUR STAINED AS PER SPECIFICATION.

ALNUS CORDATA	1500 - 1800 FEATHER	2m x 4m
BETULA PENDULA	1500 - 1800 FEATHER	2m x 4m
PRUNUS AVIUM	1500 - 1800 FEATHER	2m x 4m
SORBUS AUCUPARIA	1500 - 1800 FEATHER	2m x 4m
PINUS NIGRA	900 - 1200 STOCK (Ball Rooted)	2m x 4m
ACER CAMPESTRE	750 - 900 WHIP	1m x 2m
BETULA PENDULA	600 - 750 FEATHER	1m x 2m
CALLUNA VULGARIS	1 LITRE POTS	1m x 0.5m
CORYLUS AVELLANA	750 - 900 WHIP	1m x 1m
CRATAEGUS MONOGYNA	750 - 900 BUSH	1m x 1m
PRUNUS AVIUM	900 - 1200 WHIP	1m x 1m
ILEX AQUIFOLIUM	3 LITRE POTS	1m x 1m
ROSA CANINA	3 LITRE POTS	1m x 0.5m
LIGISTRUM OVALIFOLUM	600 - 750 BUSH	1m x 2m
SALIX ALBA BRITENSIS	900 - 1200 BUSH	1m x 2m
VIBURNUM OPULUS	900 - 1200 BUSH	1m x 1m

NOTES

1. DO NOT SCALE THIS DRAWING
2. ALL DIMENSIONS ARE IN MILLIMETRES UNLESS STATED OTHERWISE

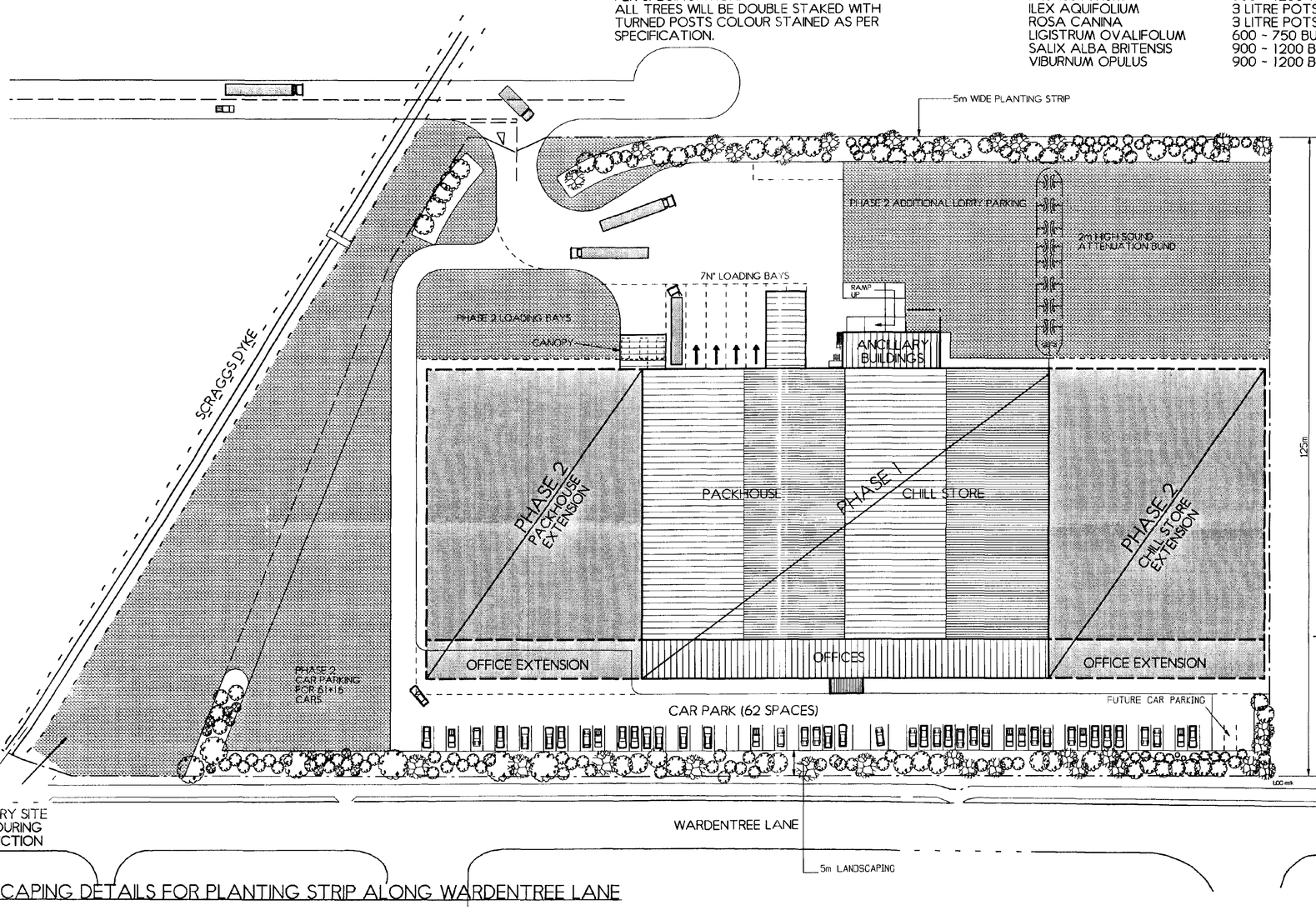

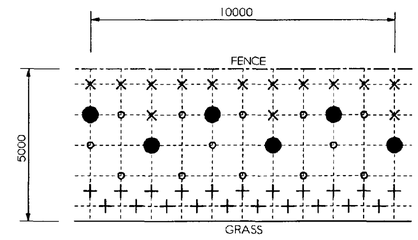

LEGEND
- ● LARGE FEATHERS
- × TALL SHRUB EDGE
- ○ MIXED WHIPS/ SMALL FEATHERS
- \+ LOW SHRUB EDGE

1m GRID SHOWN IN DOTTED LINE

PLANTING MATRIX FOR 5m WIDE PLANTING STRIPS

SCALE 1:100

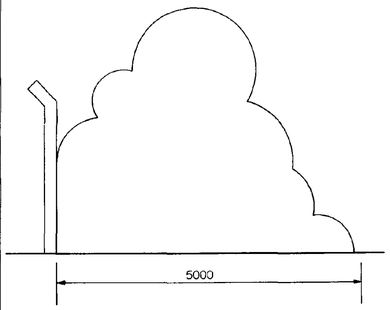

SECTION THROUGH PLANTING STRIPS

SCALE 1:50

SOUTH HO... HOUSING ... PLANNING
24 APR 1996
Ref: 0372/96

LANDSCAPING DETAILS FOR PLANTING STRIP ALONG WARDENTREE LANE

REFER TO PLANTING MATRIX & DIAGRAMMATIC CROSS SECTION.
ALL PLANTS TO BE INDIVIDUALLY PIT PLANTED AS SPECIFIED.
SHRUB EDGE TO BE BARK MULCHED TO A DEPTH OF 75mm UPON COMPLETION.
5m WIDE BORDER TO BE MASS PLANTED WITH THE SPECIES SHOWN ON THE PLANTING TABLE.
CULTIVATION, PLANTING, BED PREPARATION AND SOIL AMELIORATION GENERALLY AS PER SPECIFICATION.
ALL TREES WILL BE DOUBLE STAKED WITH TURNED POSTS COLOUR STAINED AS PER SPECIFICATION.

TREES	SIZE
PRUNUS AVIUM	SELECTED STANDARDS
SORBUS AUCUPARIA	SELECTED STANDARDS
PLATANUS HISPANICA	SELECTED STANDARDS
SORBUS INTERMEDIA	SELECTED STANDARDS
SHRUBS	**SIZE**
COTONEASTER 'SKOGHOLM'	300 - 400 2L
CORNUS ALBA 'SPAETHII'	750 - 900 3L
COTONEASTER 'ROTHSCHILLIANUS'	750 - 900 4L
ELEAGNUS 'EBBINGEI'	600 - 750 3L
ESCALLONIA 'DONARD RADIANCE'	450 - 600 3L
EUNOYMUS 'EMERALD GAIETY'	200 - 300 1L
LONICERA 'PILEATA'	300 - 400 2L
MAHONIA AQUIFOLIUM	450 - 600 2L
PRUNUS LAUROCERASUS 'CHERRY BRANDY'	450 - 600 2L
PRUNUS 'LUSITANICA'	600 - 750 4L
PYRACANTHA 'ORANGE GLOW'	750 - 900 4L
SYMPHORICARPUS CHENAULTII 'HANCOCK'	300 - 400 3L

REV.	AMENDMENTS	REV'D BY	DATE

CLIENT: MACK MULTIPLES DIVISION

PROJECT: TEMPERATURE CONTROLLED STORAGE AND RIPENING FACILITY

TITLE: WARDENTREE LANE SITE - LANDSCAPING DRAWING

SCALE 1:500	DATE APR 1996
JOB No. 12565	
DRAWING No. 12565/A1/50	
STATUS PRELIMINARY	
PROJECT LEADER SVO	DRAWN BY SD; CHECKED BY

BURKS GREEN & PARTNERS
Consulting Engineers & Building Designers
Sherwood House,
Sherwood Avenue,
Newark, Notts.
NG24 1QQ.
Tel: (01636) 605700
Fax: (01636) 610696

© 1996 BURKS GREEN AND PARTNERS



FRONT ELEVATION

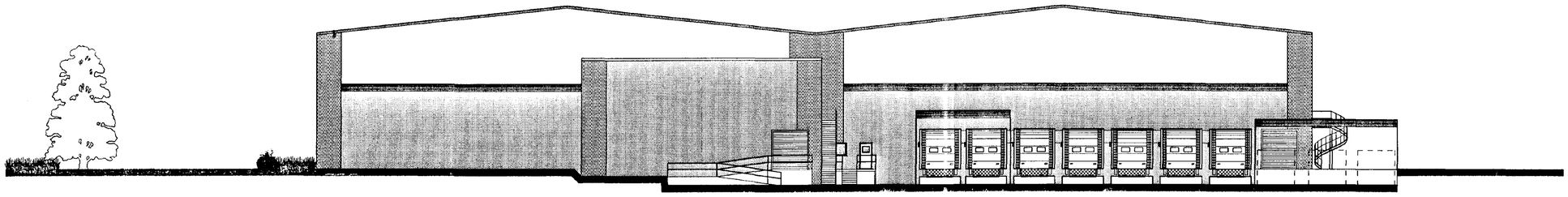

REAR ELEVATION

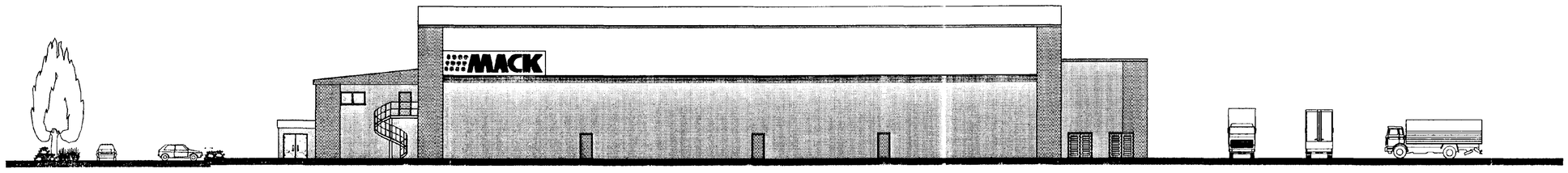

RIGHT SIDE ELEVATION

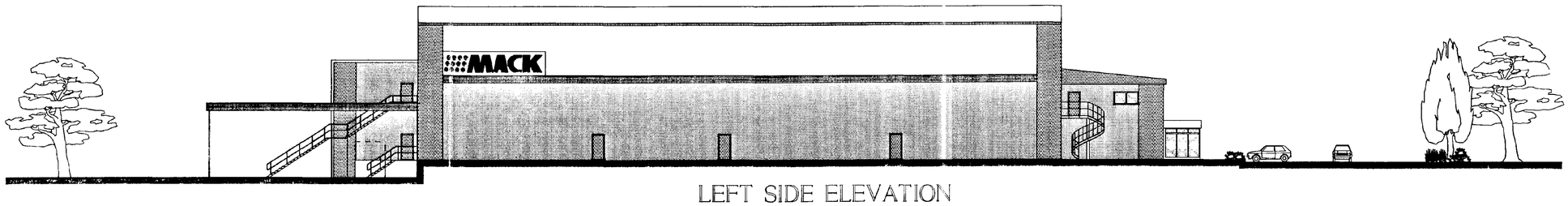

LEFT SIDE ELEVATION

GRAPHIC SCALE

0 50 100 150

ORIGINAL SCALE 1:1

Ref 0372/96

NOTES

1. DO NOT SCALE THIS DRAWING
2. ALL DIMENSIONS ARE IN MILLIMETRES UNLESS STATED OTHERWISE
3. THIS DRAWING IS TO BE READ IN CONJUNCTION WITH ALL OTHER RELEVANT DRAWINGS AND SPECIFICATIONS

COLOUR KEY

DENOTES ALBATROSS (A)

DENOTES SOLENT BLUE (C)*

DENOTES TANGERINE ORANGE (B)*

DENOTES MERLIIN GREY (A)

ALL COLOURS BY WARD CLADDING SYSTEMS, COLORCOAT HP200.
ALL COLOURS FROM THE MASTERLINE RANGE ACCEPT * THIS INDICATES THE ACCENT RANGE.
(A)-(D) INDICATE GROUP COLOUR CODES.

REV.	AMENDMENTS	REV'D BY	DATE

CLIENT: MACK MULTIPLES DIVISION

PROJECT: TEMPERATURE CONTROLLED STORAGE AND RIPENING FACILITY

TITLE: PROPOSED ELEVATIONS

SCALE 1:200	DATE MAR 1996
JOB No. 12565	
DRAWING No. 12565/A1/51	
STATUS PRELIMINARY	
PROJECT LEADER SVO	DRAWN BY NLC
	CHECKED BY

BURKS GREEN & PARTNERS
Consulting Engineers & Building Designers
Sherwood House,
Sherwood Avenue,
Newark, Notts.
NG24 1QQ.
Tel: (01636) 605700
Fax: (01636) 610696

© 1996 BURKS GREEN AND PARTNERS

LANDSCAPING DETAILS FOR PLANTING STRIPS AT REAR OF SITE

REFER TO PLANTING MATRIX & DIAGRAMMATIC CROSS SECTION.
ALL PLANTS TO BE INDIVIDUALLY PIT PLANTED AS SPECIFIED.
LANDSCAPED STRIP TO BE BARK MULCHED TO A DEPTH OF 75mm UPON COMPLETION.
5m WIDE BORDER TO BE MASS PLANTED WITH THE SPECIES SHOWN ON THE PLANTING TABLE.
CULTIVATION, PLANTING, BED PREPARATION AND SOIL AMELIORATION GENERALLY AS PER SPECIFICATION.
ALL TREES WILL BE DOUBLE STAKED WITH TURNED POSTS COLOUR STAINED AS PER SPECIFICATION.

ALNUS CORDATA	1500 - 1800 FEATHER	2m x 4m
BETULA PENDULA	1500 - 1800 FEATHER	2m x 4m
PRUNUS AVIUM	1500 - 1800 FEATHER	2m x 4m
SORBUS AUCUPARIA	1500 - 1800 FEATHER	2m x 4m
PINUS NIGRA	900 - 1200 STOCK (Ball Rooted)	2m x 4m
ACER CAMPESTRE	750 - 900 WHIP	1m x 2m
BETULA PENDULA	600 - 750 FEATHER	1m x 2m
CALLUNA VULGARIS	1 LITRE POTS	1m x 0.5m
CORYLUS AVELLANA	750 - 900 WHIP	1m x 1m
CRATAEGUS MONOGYNA	750 - 900 BUSH	1m x 1m
PRUNUS AVIUM	900 - 1200 WHIP	1m x 1m
ILEX AQUIFOLIUM	3 LITRE POTS	1m x 1m
ROSA CANINA	3 LITRE POTS	1m x 0.5m
LIGISTRUM OVALIFOLUM	600 - 750 BUSH	1m x 2m
SALIX ALBA BRITENSIS	900 - 1200 BUSH	1m x 2m
VIBURNUM OPULUS	900 - 1200 BUSH	1m x 1m

NOTES

1. DO NOT SCALE THIS DRAWING
2. ALL DIMENSIONS ARE IN MILLIMETRES UNLESS STATED OTHERWISE

SOUTH HOLLAND DISTRICT COUNCIL
PLANNING DEPARTMENT
Ref: 0372/96

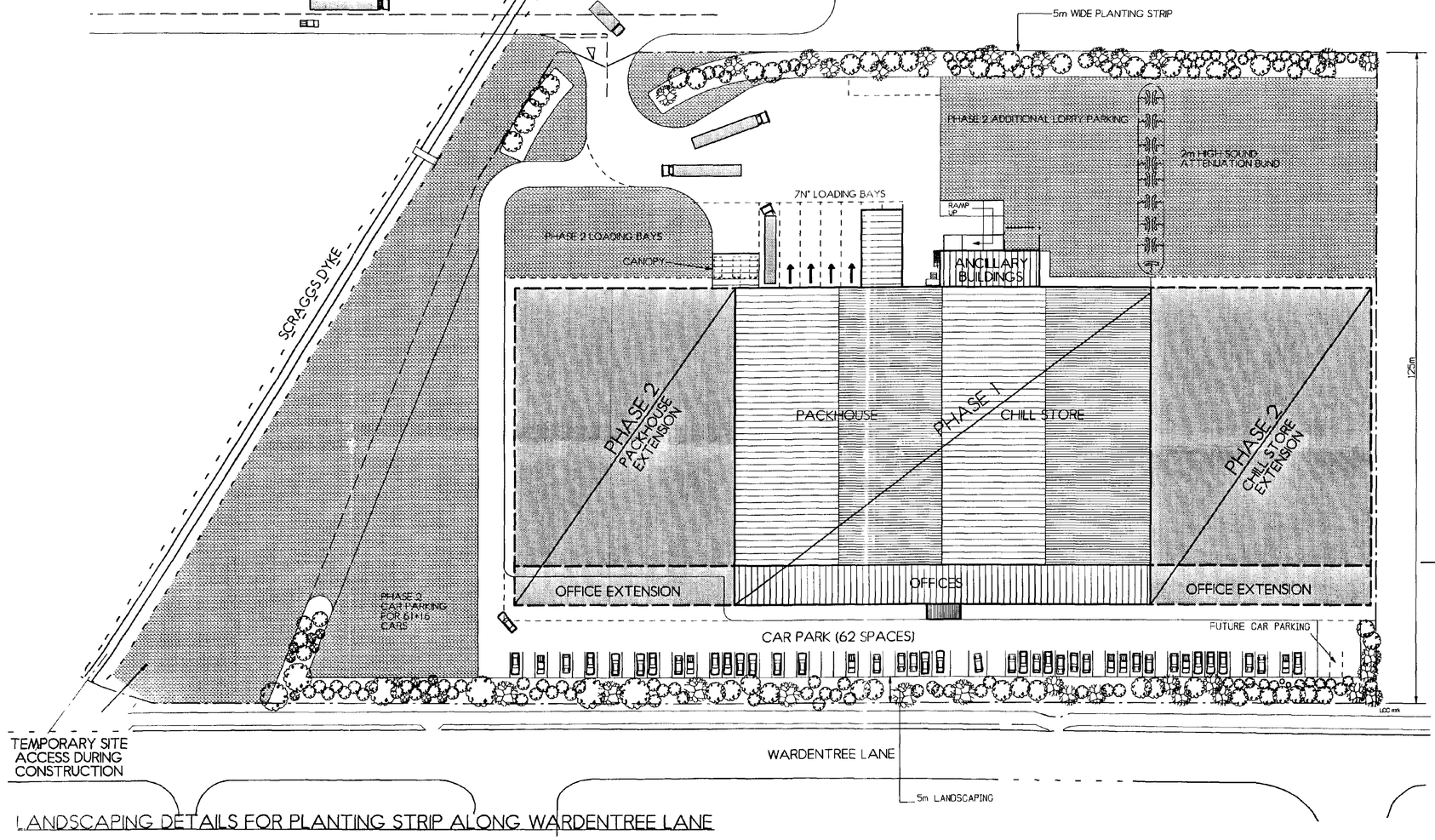

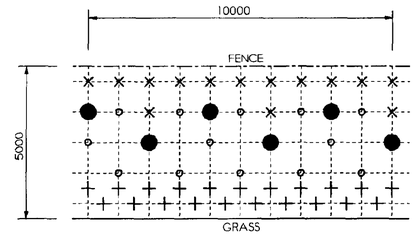

LEGEND
- ● LARGE FEATHERS
- × TALL SHRUB EDGE
- ○ MIXED WHIPS/ SMALL FEATHERS
- \+ LOW SHRUB EDGE

1m GRID SHOWN IN DOTTED LINE

PLANTING MATRIX FOR 5m WIDE PLANTING STRIPS

SCALE 1:100

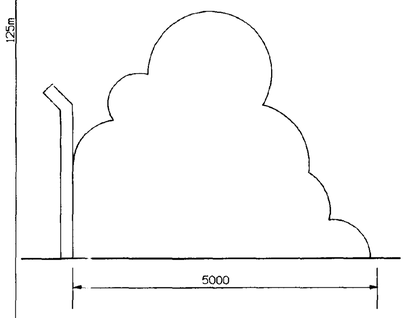

SECTION THROUGH PLANTING STRIPS

SCALE 1:50

LANDSCAPING DETAILS FOR PLANTING STRIP ALONG WARDENTREE LANE

REFER TO PLANTING MATRIX & DIAGRAMMATIC CROSS SECTION.
ALL PLANTS TO BE INDIVIDUALLY PIT PLANTED AS SPECIFIED.
SHRUB EDGE TO BE BARK MULCHED TO A DEPTH OF 75mm UPON COMPLETION.
5m WIDE BORDER TO BE MASS PLANTED WITH THE SPECIES SHOWN ON THE PLANTING TABLE.
CULTIVATION, PLANTING, BED PREPARATION AND SOIL AMELIORATION GENERALLY AS PER SPECIFICATION.
ALL TREES WILL BE DOUBLE STAKED WITH TURNED POSTS COLOUR STAINED AS PER SPECIFICATION.

TREES	SIZE
PRUNUS AVIUM	SELECTED STANDARDS
SORBUS AUCUPARIA	SELECTED STANDARDS
PLATANUS HISPANICA	SELECTED STANDARDS
SORBUS INTERMEDIA	SELECTED STANDARDS
SHRUBS	**SIZE**
COTONEASTER 'SKOGHOLM'	300 - 400 2L
CORNUS ALBA 'SPAETHII'	750 - 900 3L
COTONEASTER 'ROTHSCHILLIANUS'	750 - 900 4L
ELEAGNUS 'EBBINGEI'	600 - 750 3L
ESCALLONIA 'DONARD RADIANCE'	450 - 600 3L
EUNOYMUS 'EMERALD GAIETY'	200 - 300 1L
LONICERA 'PILEATA'	300 - 400 2L
MAHONIA AQUIFOLIUM	450 - 600 2L
PRUNUS LAUROCERASUS 'CHERRY BRANDY'	450 - 600 2L
PRUNUS 'LUSITANICA'	600 - 750 4L
PYRACANTHA 'ORANGE GLOW'	750 - 900 4L
SYMPHORICARPUS CHENAULTII 'HANCOCK'	300 - 400 3L

REV.	AMENDMENTS	REV'D BY	DATE

CLIENT: MACK MULTIPLES DIVISION

PROJECT: TEMPERATURE CONTROLLED STORAGE AND RIPENING FACILITY

TITLE: WARDENTREE LANE SITE - LANDSCAPING DRAWING

SCALE 1:500	DATE APR 1996
JOB No. 12565	
DRAWING No. 12565/A1/50	
STATUS PRELIMINARY	
PROJECT LEADER SVO	DRAWN BY SD; CHECKED BY

BURKS GREEN & PARTNERS
Consulting Engineers & Building Designers
Sherwood House,
Sherwood Avenue,
Newark, Notts.
NG24 1QQ.
Tel: (01636) 605700
Fax: (01636) 610696

© 1996 BURKS GREEN AND PARTNERS

NOTES

1. DO NOT SCALE THIS DRAWING
2. ALL DIMENSIONS ARE IN MILLIMETRES UNLESS STATED OTHERWISE

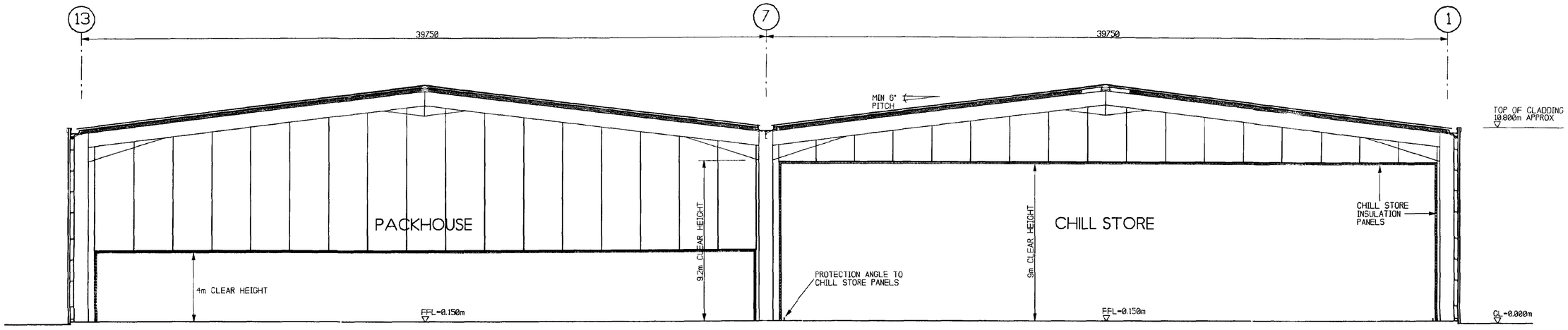

TYPICAL SECTION THROUGH BUILDING ON GRID LINE E

SOUTH ... DC
HOUSI... G
24 AP... 1996
Ref: 0372/96

REV.	AMENDMENTS	REV'D BY	DATE

CLIENT: MACK MULTIPLES DIVISION

PROJECT: TEMPERATURE CONTROLLED STORAGE AND RIPENING FACILITY

TITLE: TYPICAL SECTION THROUGH

SCALE	1:125	DATE	JAN 1996
JOB No.	12565		
DRAWING No.	12565/A1/53		
STATUS	PRELIMINARY		
PROJECT LEADER	SVO	DRAWN BY	SB
		CHECKED BY	

BURKS GREEN & PARTNERS
Consulting Engineers & Building Designers

Sherwood House,
Sherwood Avenue,
Newark, Notts.
NG24 1QQ.
Tel: (01636) 605700
Fax: (01636) 610686

© 1996 BURKS GREEN AND PARTNERS

NOTES

1. DO NOT SCALE THIS DRAWING
2. ALL DIMENSIONS ARE IN MILLIMETRES UNLESS STATED OTHERWISE
3. THIS DRAWING IS TO BE READ IN CONJUNCTION WITH ALL OTHER RELEVANT DRAWINGS AND SPECIFICATIONS

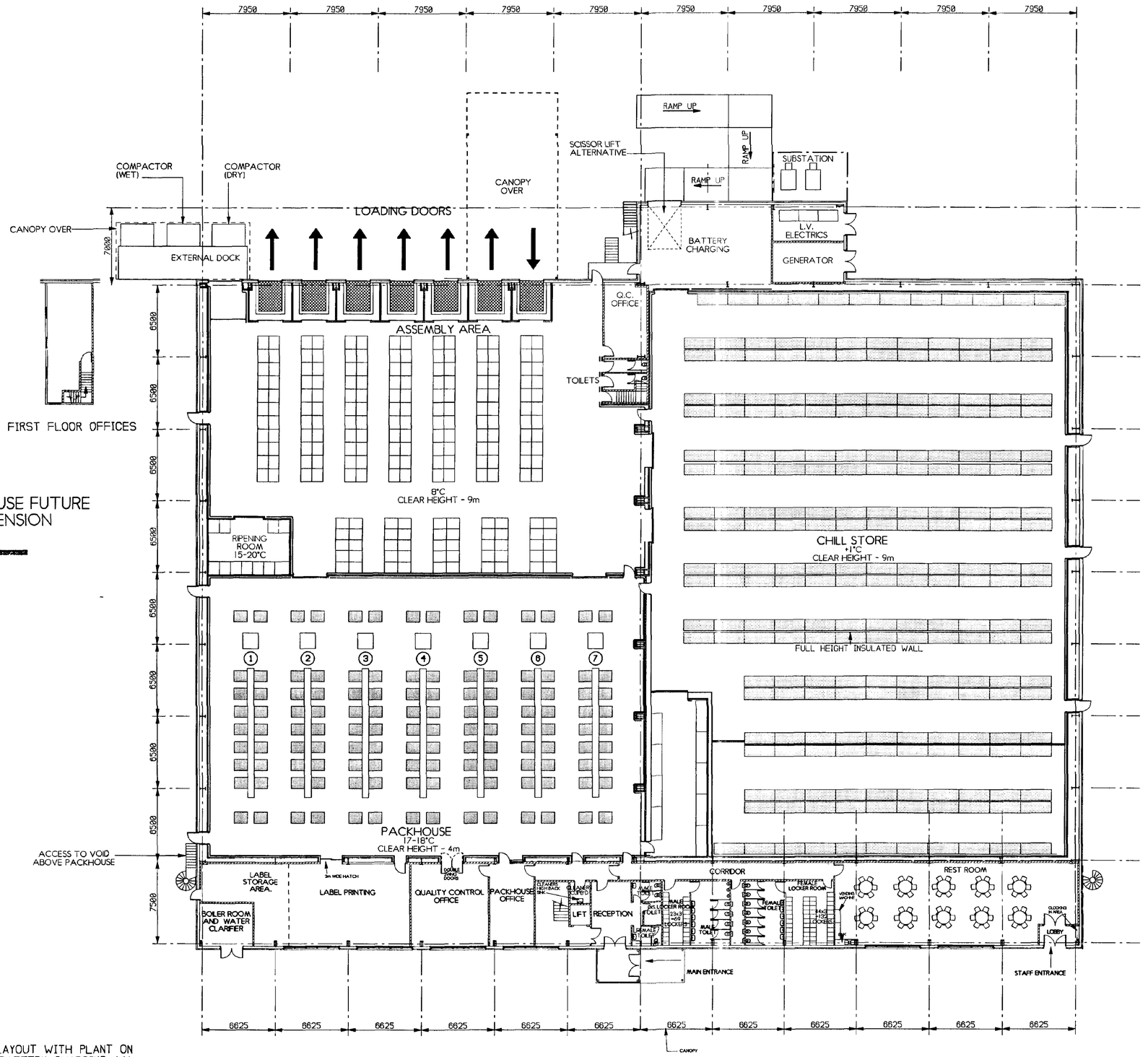

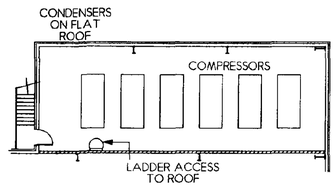

FIRST FLOOR PLANT AREA
OPTION 1

OPTION 2
ALTERNATIVE LAYOUT WITH PLANT ON THIRD FLOOR (BATTERY CHARGING, LV ELECTRICS AND GENERATOR TO REMAIN ON GROUND FLOOR. BOILER ROOM IN OFFICE MOVES TO THIRD FLOOR)

SOUTHERN HOUSE
Ref 0372/96

REV.	AMENDMENTS	REV'D BY	DATE
B	GENERAL AMENDMENTS	NLC	10.4.96
A	AMENDMENTS AS REQUESTED	SB	10.4.96

CLIENT
MACK MULTIPLES DIVISION

PROJECT
TEMPERATURE CONTROLLED STORAGE AND RIPENING FACILITY

TITLE
PROPOSED FLOOR PLAN SHOWING LAYOUT OPTIONS

SCALE 1:200	DATE MAR 1996
JOB No. 12565	
DRAWING No. 12565/A1/52	
STATUS PRELIMINARY	
PROJECT LEADER SVO	DRAWN BY NLC
	CHECKED BY

BURKS GREEN & PARTNERS
Consulting Engineers & Building Designers
Sherwood House,
Sherwood Avenue,
Newark, Notts.
NG24 1QQ
Tel: (01636) 605700
Fax: (01636) 610896

© 1996 BURKS GREEN AND PARTNERS

NOTES

1. DO NOT SCALE THIS DRAWING
2. ALL DIMENSIONS ARE IN MILLIMETRES UNLESS STATED OTHERWISE
3. THIS DRAWING IS TO BE READ IN CONJUNCTION WITH ALL OTHER RELEVANT DRAWINGS AND SPECIFICATIONS

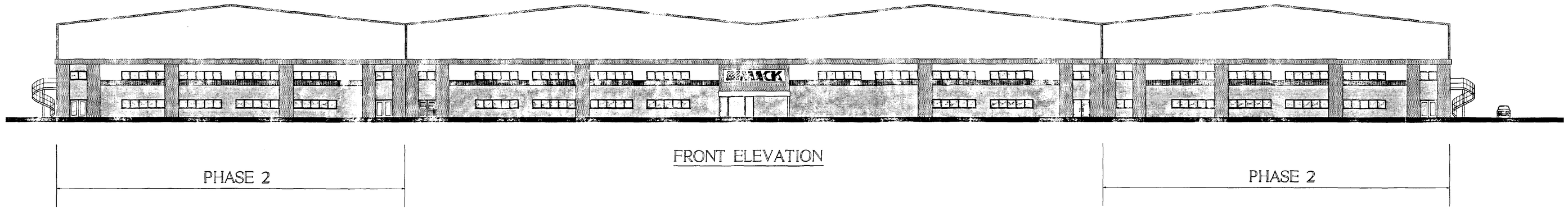

FRONT ELEVATION

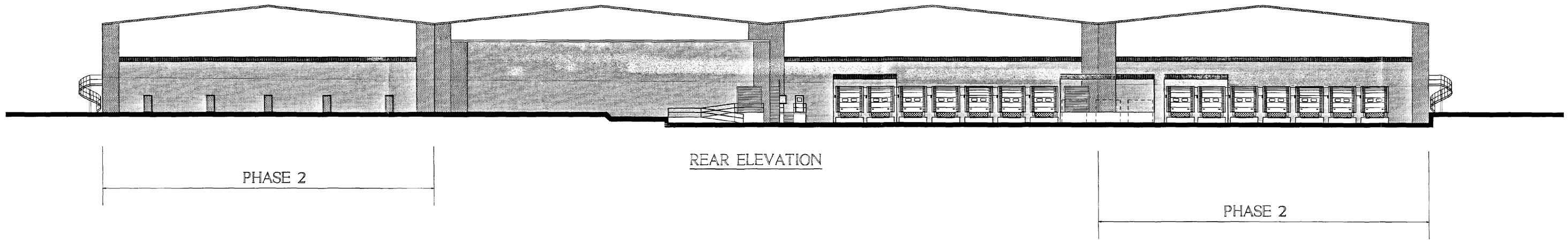

REAR ELEVATION

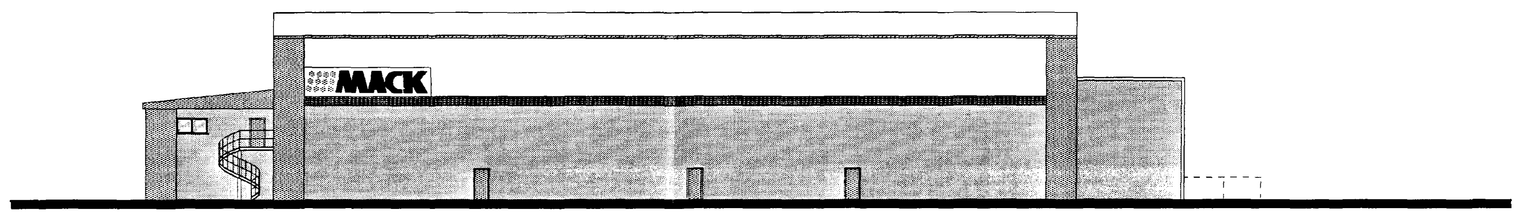

RIGHT SIDE ELEVATION

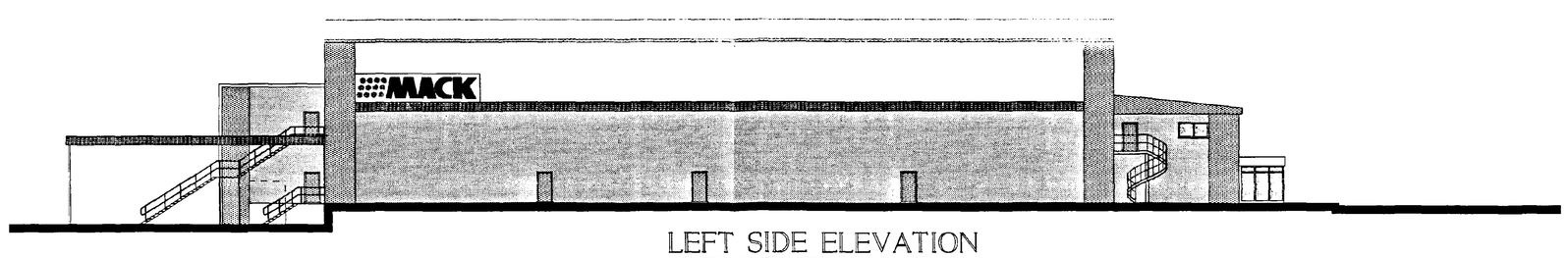

LEFT SIDE ELEVATION

COLOUR KEY

DENOTES ALBATROSS (A)

DENOTES SOLENT BLUE (C)*

DENOTES TANGERINE ORANGE (B)*

DENOTES MERLIN GREY (A)

ALL COLOURS BY WARD CLADDING SYSTEMS, COLORCOAT HP200.
ALL COLOURS FROM THE MASTERLINE RANGE ACCEPT * THIS INDICATES THE ACCENT RANGE.
(A)-(D) INDICATE GROUP COLOUR CODES.

GRAPHIC SCALE

0 50 100 150

ORIGINAL SCALE 1:1

REV.	AMENDMENTS	REV'D BY	DATE

CLIENT: MACK MULTIPLES DIVISION

PROJECT: TEMPERATURE CONTROLLED STORAGE AND RIPENING FACILITY

TITLE: PROPOSED ELEVATIONS SHOWING PHASE 2

SCALE: 1:200 | DATE: MAR 1996

JOB No.: 12565

DRAWING No.: 12565/A1/55

STATUS: PRELIMINARY

PROJECT LEADER: SVO | DRAWN BY: NLC | CHECKED BY: [illegible]

BURKS GREEN & PARTNERS
Consulting Engineers & Building Designers
Sherwood House,
Sherwood Avenue,
Newark, Notts.
NG24 1QQ.
Tel: (01636) 605700
Fax: (01636) 610596

© 1996 BURKS GREEN AND PARTNERS

NOTES

1. DO NOT SCALE THIS DRAWING
2. ALL DIMENSIONS ARE IN MILLIMETRES UNLESS STATED OTHERWISE
3. THIS DRAWING IS TO BE READ IN CONJUNCTION WITH ALL OTHER RELEVANT DRAWINGS AND SPECIFICATIONS

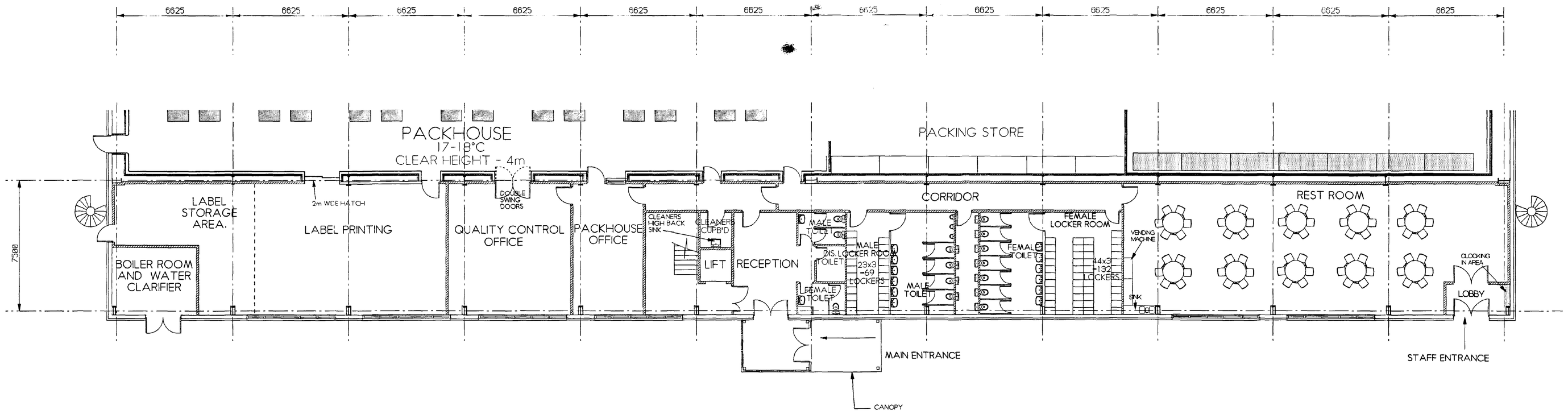

GROUND FLOOR

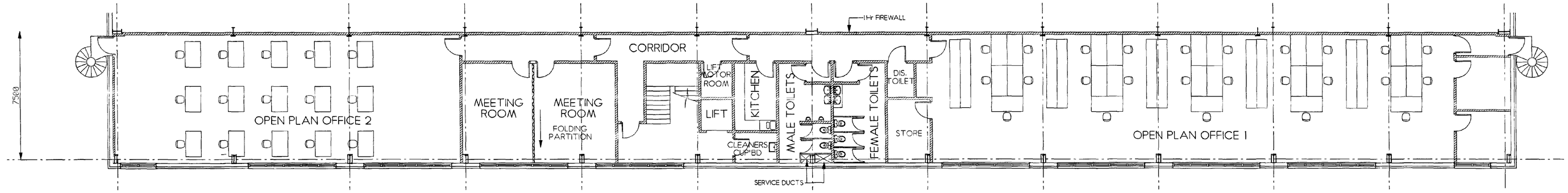

FIRST FLOOR

FINISHES		LOCATION
WALLS:	FAIR FACED BLOCKWORK WITH TWO COATS VINYL MATT EMULSION	LABEL STORAGE AREA LABEL PRINTING PACKHOUSE OFFICE MALE AND FEMALE LOCKERS AND TOILETS REST ROOM GROUND FLOOR CORRIDOR
CEILINGS:	PLASTERBOARD AND SKIM WITH TWO COATS VINYL MATT EMULSION	
FLOORING:	POLYSAFE HEAVY DUTY VINYL SHEET FLOORING AND VINYL COVE SKIRTINGS	
LIGHTING:	SURFACE MOUNTED LIGHT FITTINGS (WIRING CONCEALED WITHIN CEILING,CONDUIT FACE FIXED TO BLOCKWORK	
TOILET CUBICLES	WHITE MOISTURE RESISTANT LAMINATED PANELS	
WALLS:	TWO COAT PLASTER FINISH WITH TWO COATS VINYL MATT EMULSION	QUALITY CONTROL FIRST FLOOR MALE AND FEMALE TOILETS KITCHEN FIRST FLOOR CORRIDOR RECEPTION AREA MALE AND FEMALE TOILETS DISABLED TOILET
CEILINGS:	PLASTERBOARD AND SKIM WITH TWO COATS VINYL MATT EMULSION	
FLOORING:	POLYSAFE HEAVY DUTY VINYL SHEET FLOORING AND VINYL COVE SKIRTINGS	
LIGHTING:	SURFACE MOUNTED LIGHT FITTINGS (ALL WIRING CONCEALED)	
TOILET CUBICLES	WHITE MOISTURE RESISTANT LAMINATED PANELS	
WALLS:	TWO COAT PLASTER FINISH WITH TWO COATS VINYL MATT EMULSION	RECEPTION MEETING ROOMS
CEILINGS:	ARMSTRONG DUNE MICROLOOK SUSPENDED CEILING TILES	
FLOORING:	HEAVY CONTRACT CARPET TILES	
LIGHTING:	RECESSED FITTINGS TO RECEPTION AND MEETING ROOMS	
NOTE:	OPEN PLAN OFFICE 2 IS TO BE UNFINISHED	

FINISHES		LOCATION
WALLS:	TWO COAT PLASTER FINISH WITH TWO COATS VINYL MATT EMULSION	OPEN PLAN OFFICE 1
CEILINGS:	ARMSTRONG DUNE MICROLOOK SUSPENDED CEILING TILES	
FLOORING:	HEAVY CONTRACT CARPET TILES	
LIGHTING:	CATEGORY 3	
COMPUTER DUCTS	SURFACE MOUNTED DUCTS FOR COMPUTER NETWORK	

DOORS

ALL DOORS IN THE RECEPTION AREA AND THROUGHOUT THE FIRST FLOOR AREA ARE TO BE SOLID CORE WITH HARDWOOD VENEER FINISH

ALL OTHER DOORS ARE TO BE SOLID CORE WITH GLOSS PAINT FINISH

ALL DOOR FRAMES ARE TO BE SOFTWOOD WITH GLOSS PAINT FINISH

STEEL DOORS AND FRAMES INTO THE WAREHOUSE ARE MARKED THUS ¶

BLINDS

VERTICAL BLINDS ARE TO BE FITTED TO ALL GROUND AND FIRST FLOOR WINDOWS

SVO HQ 0372/96

GRAPHIC SCALE

0 50 100 150

ORIGINAL SCALE 1:1

REV.	AMENDMENTS	REV'D BY	DATE
E	REDRAWN	NLC	18.04.96
D	PACKHOUSE LOCATED GF LAYOUT REDRAWN	NLC	03.04.96
C	ORIENTATION AMENDED AS REQUESTED	SB	21.03.96
B	FINISHES ADDED	SW	20.03.96
A	GENERAL AMENDMENTS.	CPG	11.03.96

CLIENT: MACK MULTIPLES DIVISION

PROJECT: TEMPERATURE CONTROLLED STORAGE AND RIPENING FACILITY

TITLE: OFFICE LAYOUT OPTION A

SCALE 1:100	DATE JAN 1996
JOB No. 12565	
DRAWING No. 12565/A0/54E	
STATUS PRELIMINARY	
PROJECT LEADER SVO	DRAWN BY SB
	CHECKED BY

BURKS GREEN & PARTNERS
Consulting Engineers & Building Designers
Sherwood House,
Sherwood Avenue,
Newark, Notts.
NG24 1QQ.
Tel: (01636) 605700
Fax: (01636) 610696

© 1996 BURKS GREEN AND PARTNERS

NOTES

1. DO NOT SCALE THIS DRAWING
2. ALL DIMENSIONS ARE IN MILLIMETRES UNLESS STATED OTHERWISE
3. THIS DRAWING IS TO BE READ IN CONJUNCTION WITH ALL OTHER RELEVANT DRAWINGS AND SPECIFICATIONS



PHASE 2

FRONT ELEVATION

PHASE 2

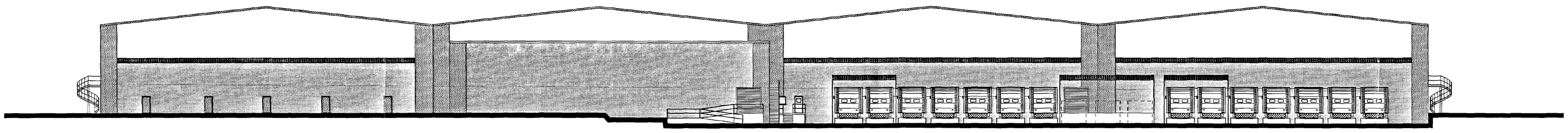

PHASE 2

REAR ELEVATION

PHASE 2

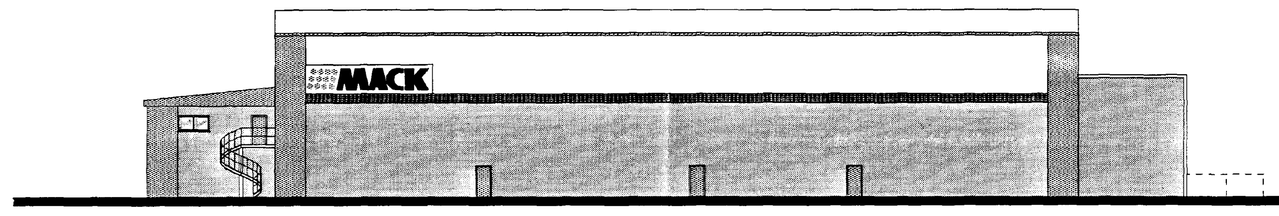

RIGHT SIDE ELEVATION



LEFT SIDE ELEVATION

COLOUR KEY

DENOTES
ALBATROSS (A)

DENOTES
SOLENT BLUE (C)*

DENOTES
TANGERINE ORANGE (B)*

DENOTES
MERLIN GREY (A)

ALL COLOURS BY WARD CLADDING SYSTEMS, COLORCOAT HP200.
ALL COLOURS FROM THE MASTERLINE RANGE ACCEPT * THIS INDICATES THE ACCENT RANGE.
(A)-(D) INDICATE GROUP COLOUR CODES.

SOUTH HOLLAND DISTRICT COUNCIL
Ref: 0372/96

GRAPHIC SCALE
0 50 100 150
ORIGINAL SCALE 1:1

REV.	AMENDMENTS	REV'D BY	DATE

CLIENT: MACK MULTIPLES DIVISION

PROJECT: TEMPERATURE CONTROLLED STORAGE AND RIPENING FACILITY

TITLE: PROPOSED ELEVATIONS SHOWING PHASE 2

SCALE	1:200
DATE	MAR 1996
JOB No.	12565
DRAWING No.	12565/A1/55
STATUS	PRELIMINARY
PROJECT LEADER	SVO
DRAWN BY	NLC
CHECKED BY	

BURKS GREEN & PARTNERS
Consulting Engineers & Building Designers
Sherwood House,
Sherwood Avenue,
Newark, Notts.
NG24 1QQ.
Tel: (01636) 605700
Fax: (01636) 610596

© 1996 BURKS GREEN AND PARTNERS

NOTES

1. DO NOT SCALE THIS DRAWING
2. ALL DIMENSIONS ARE IN MILLIMETRES UNLESS STATED OTHERWISE
3. THIS DRAWING IS TO BE READ IN CONJUNCTION WITH ALL OTHER RELEVANT DRAWINGS AND SPECIFICATIONS

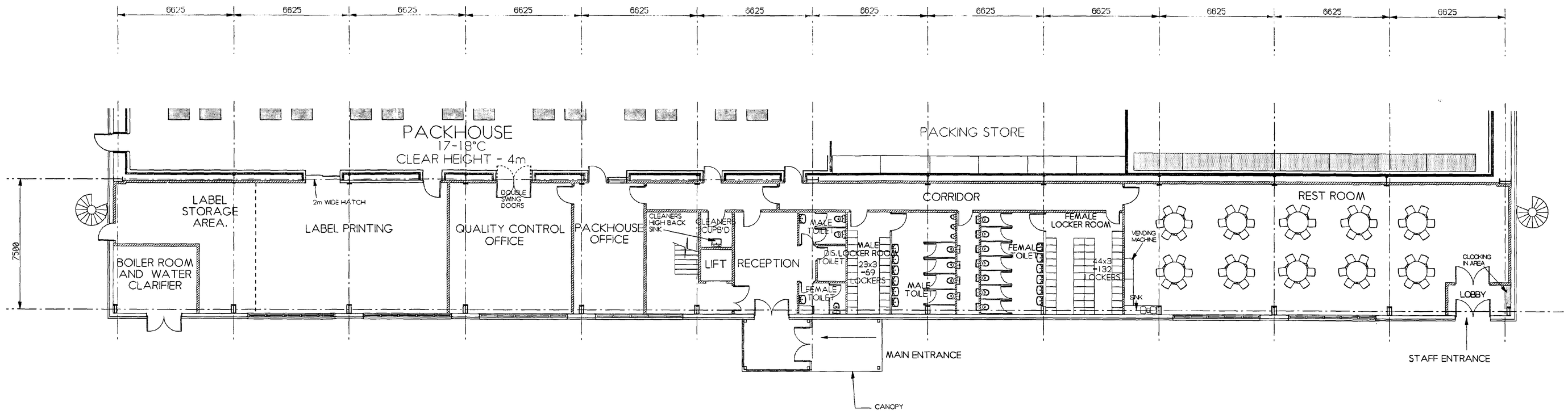

GROUND FLOOR

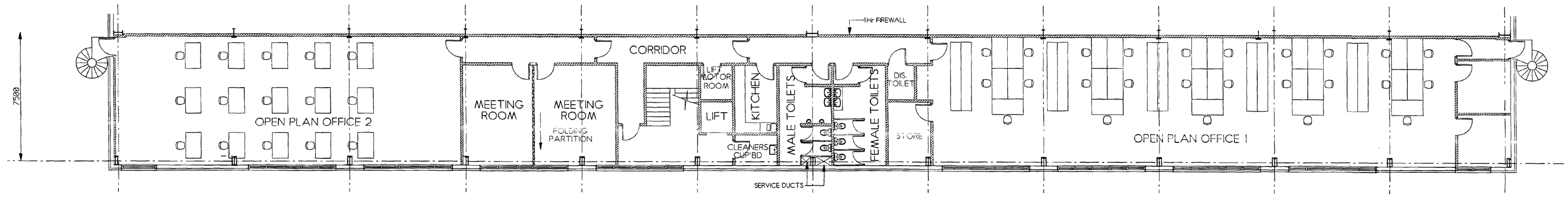

FIRST FLOOR

FINISHES		LOCATION
WALLS:	FAIR FACED BLOCKWORK WITH TWO COATS VINYL MATT EMULSION	LABEL STORAGE AREA LABEL PRINTING PACKHOUSE OFFICE MALE AND FEMALE LOCKERS AND TOILETS REST ROOM GROUND FLOOR CORRIDOR
CEILINGS:	PLASTERBOARD AND SKIM WITH TWO COATS VINYL MATT EMULSION	
FLOORING:	POLYSAFE HEAVY DUTY VINYL SHEET FLOORING AND VINYL COVE SKIRTINGS	
LIGHTING:	SURFACE MOUNTED LIGHT FITTINGS (WIRING CONCEALED WITHIN CEILING, CONDUIT FACE FIXED TO BLOCKWORK	
TOILET CUBICLES	WHITE MOISTURE RESSTANT LAMINATED PANELS	
WALLS:	TWO COAT PLASTER FINISH WITH TWO COATS VINYL MATT EMULSION	QUALITY CONTROL FIRST FLOOR MALE AND FEMALE TOILETS KITCHEN FIRST FLOOR CORRIDOR RECEPTION AREA MALE AND FEMALE TOILETS DISABLED TOILET
CEILINGS:	PLASTERBOARD AND SKIM WITH TWO COATS VINYL MATT EMULSION	
FLOORING:	POLYSAFE HEAVY DUTY VINYL SHEET FLOORING AND VINYL COVE SKIRTINGS	
LIGHTING:	SURFACE MOUNTED LIGHT FITTINGS (ALL WIRING CONCEALED)	
TOILET CUBICLES	WHITE MOISTURE RESSTANT LAMINATED PANELS	
WALLS:	TWO COAT PLASTER FINISH WITH TWO COATS VINYL MATT EMULSION	RECEPTION MEETING ROOMS
CEILINGS:	ARMSTRONG DUNE MICROLOOK SUSPENDED CEILING TILES	
FLOORING:	HEAVY CONTRACT CARPET TILES	
LIGHTING:	RECESSED FITTINGS TO RECEPTION AND MEETING ROOMS	
NOTE:	OPEN PLAN OFFICE 2 IS TO BE UNFINISHED	

FINISHES		LOCATION
WALLS:	TWO COAT PLASTER FINISH WITH TWO COATS VINYL MATT EMULSION	OPEN PLAN OFFICE 1
CEILINGS:	ARMSTRONG DUNE MICROLOOK SUSPENDED CEILING TILES	
FLOORING:	HEAVY CONTRACT CARPET TILES	
LIGHTING:	CATEGORY 3	
COMPUTER DUCTS	SURFACE MOUNTED DUCTS FOR COMPUTER NETWORK	

DOORS

ALL DOORS IN THE RECEPTION AREA AND THROUGHOUT THE FIRST FLOOR AREA ARE TO BE SOLID CORE WITH HARDWOOD VENEER FINISH

ALL OTHER DOORS ARE TO BE SOLID CORE WITH GLOSS PAINT FINISH

ALL DOOR FRAMES ARE TO BE SOFTWOOD WITH GLOSS PAINT FINISH

STEEL DOORS AND FRAMES INTO THE WAREHOUSE ARE MARKED THUS ▪

BLINDS

VERTICAL BLINDS ARE TO BE FITTED TO ALL GROUND AND FIRST FLOOR WINDOWS

Ref: 0372/96

GRAPHIC SCALE

0 50 100 150

ORIGINAL SCALE 1:1

REV.	AMENDMENTS	REVD BY	
E	REDRAWN	NLC	18
D	PACKHOUSE LOCATED OP. LAYOUT REDRAWN	NLC	02
C	ORIENTATION AMENDED AS REQUESTED	SB	01
B	FINISHES ADDED	SW	2(
A	GENERAL AMENDMENTS	CPG	11

CLIENT: MACK MULTIPLES DIVISION

PROJECT: TEMPERATURE CONTROLL STORAGE AND RIPENING FACILITY

TITLE: OFFICE LAYOUT OPTION A

SCALE 1:100	DATE JAN 19
JOB No.	12565
DRAWING No.	12565/A0/54E
STATUS	PRELIMINARY
PROJECT LEADER SVO	DRAWN BY SB
	CHECKED BY

BURKS GREEN & PARTNE
Consulting Engineers & Building Deve
Sherwood House,
Sherwood Avenue,
Newark, Notts.
NG24 1QQ.
Tel: (01636) 606700
Fax: (01636) 610696

© 1996 BURKS GREEN AND PARTNERS

NOTES

1. DO NOT SCALE THIS DRAWING
2. ALL DIMENSIONS ARE IN MILLIMETRES UNLESS STATED OTHERWISE
3. THIS DRAWING IS TO BE READ IN CONJUNCTION WITH ALL OTHER RELEVANT DRAWINGS AND SPECIFICATIONS

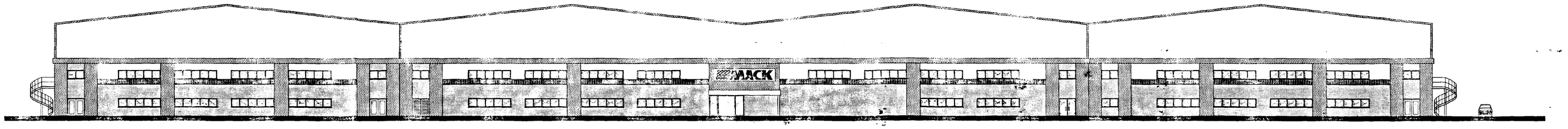

PHASE 2

FRONT ELEVATION

PHASE 2

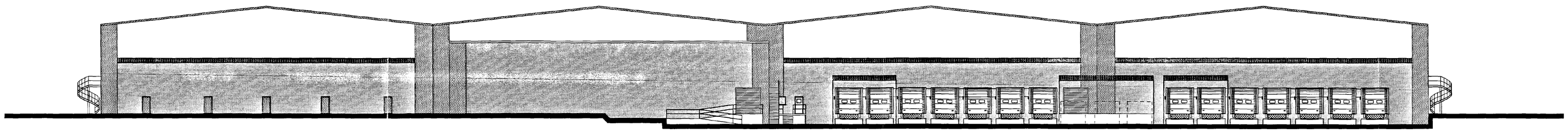

PHASE 2

REAR ELEVATION

PHASE 2

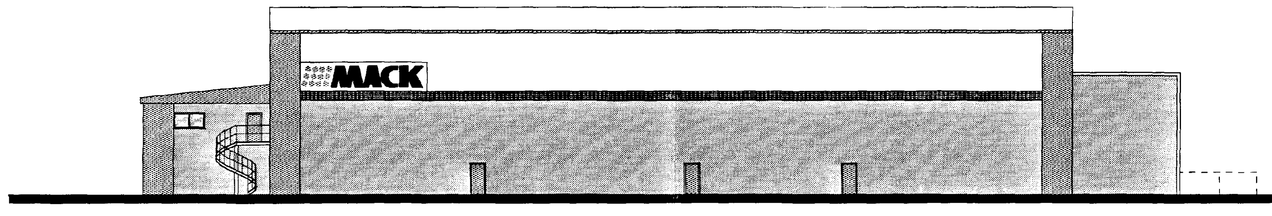

RIGHT SIDE ELEVATION



LEFT SIDE ELEVATION

COLOUR KEY

DENOTES ALBATROSS (A)

DENOTES SOLENT BLUE (C)*

DENOTES TANGERINE ORANGE (B)*

DENOTES MERLIN GREY (A)

ALL COLOURS BY WARD CLADDING SYSTEMS, COLORCOAT HP200.
ALL COLOURS FROM THE MASTERLINE RANGE
ACCEPT * THIS INDICATES THE ACCENT RANGE.
(A)-(D) INDICATE GROUP COLOUR CODES.

SOUTH HOLLAND DISTRICT COUNCIL
PLANNING
Date 03/12/96

GRAPHIC SCALE
0 50 100 150
ORIGINAL SCALE 1:1

REV.	AMENDMENTS	REV'D BY	DATE

CLIENT: MACK MULTIPLES DIVISION

PROJECT: TEMPERATURE CONTROLLED STORAGE AND RIPENING FACILITY

TITLE: PROPOSED ELEVATIONS SHOWING PHASE 2

SCALE 1:200	DATE MAR 1996
JOB No.	12565
DRAWING No.	12565/A1/55
STATUS	PRELIMINARY
PROJECT LEADER SVO	DRAWN BY NLC
	CHECKED BY AH

BURKS GREEN & PARTNERS
Consulting Engineers & Building Designers
Sherwood House,
Sherwood Avenue,
Newark, Notts.
NG24 1QQ.
Tel: (01636) 605700
Fax: (01636) 610986

© 1996 BURKS GREEN AND PARTNERS

NOTES

1. DO NOT SCALE THIS DRAWING
2. ALL DIMENSIONS ARE IN MILLIMETRES UNLESS STATED OTHERWISE
3. THIS DRAWING IS TO BE READ IN CONJUNCTION WITH ALL OTHER RELEVANT DRAWINGS AND SPECIFICATIONS

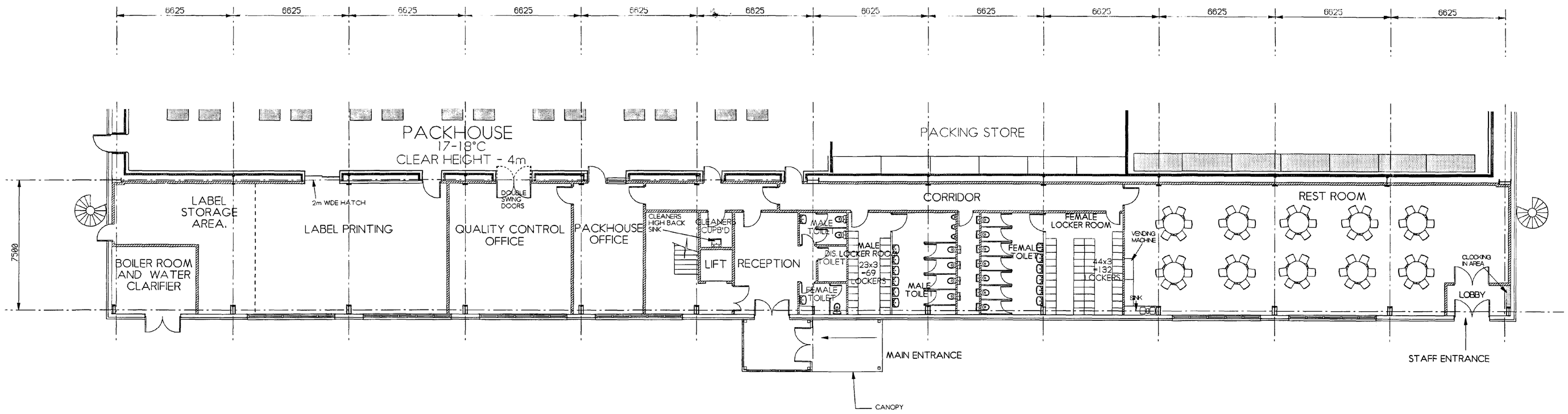

GROUND FLOOR

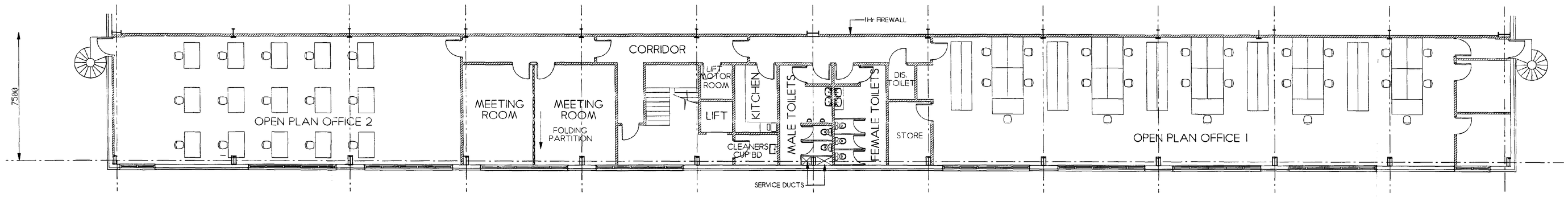

FIRST FLOOR

FINISHES

WALLS:	FAIR FACED BLOCKWORK WITH TWO COATS VINYL MATT EMULSION
CEILINGS:	PLASTERBOARD AND SKIM WITH TWO COATS VINYL MATT EMULSION
FLOORING:	POLYSAFE HEAVY DUTY VINYL SHEET FLOORING AND VINYL COVE SKIRTINGS
LIGHTING:	SURFACE MOUNTED LIGHT FITTINGS (WIRING CONCEALED WITHIN CEILING, CONDUIT FACE FIXED TO BLOCKWORK
TOILET CUBICLES	WHITE MOISTURE RESISTANT LAMINATED PANELS

LOCATION

LABEL STORAGE AREA
LABEL PRINTING
PACKHOUSE OFFICE
MALE AND FEMALE LOCKERS AND TOILETS
REST ROOM
GROUND FLOOR CORRIDOR

FINISHES

WALLS:	TWO COAT PLASTER FINISH WITH TWO COATS VINYL MATT EMULSION
CEILINGS:	PLASTERBOARD AND SKIM WITH TWO COATS VINYL MATT EMULSION
FLOORING:	POLYSAFE HEAVY DUTY VINYL SHEET FLOORING AND VINYL COVE SKIRTINGS
LIGHTING:	SURFACE MOUNTED LIGHT FITTINGS (ALL WIRING CONCEALED)
TOILET CUBICLES	WHITE MOISTURE RESISTANT LAMINATED PANELS

LOCATION

QUALITY CONTROL
FIRST FLOOR MALE AND FEMALE TOILETS
KITCHEN
FIRST FLOOR CORRIDOR
RECEPTION AREA MALE AND FEMALE TOILETS
DISABLED TOILET

FINISHES

WALLS:	TWO COAT PLASTER FINISH WITH TWO COATS VINYL MATT EMULSION
CEILINGS:	ARMSTRONG DUNE MICROLOOK SUSPENDED CEILING TILES
FLOORING:	HEAVY CONTRACT CARPET TILES
LIGHTING:	RECESSED FITTINGS TO RECEPTION AND MEETING ROOMS

LOCATION

RECEPTION
MEETING ROOMS

NOTE: OPEN PLAN OFFICE 2 IS TO BE UNFINISHED

FINISHES

WALLS:	TWO COAT PLASTER FINISH WITH TWO COATS VINYL MATT EMULSION
CEILINGS:	ARMSTRONG DUNE MICROLOOK SUSPENDED CEILING TILES
FLOORING:	HEAVY CONTRACT CARPET TILES
LIGHTING:	CATEGORY 3
COMPUTER DUCTS	SURFACE MOUNTED DUCTS FOR COMPUTER NETWORK

LOCATION

OPEN PLAN OFFICE 1

DOORS

ALL DOORS IN THE RECEPTION AREA AND THROUGHOUT THE FIRST FLOOR AREA ARE TO BE SOLID CORE WITH HARDWOOD VENEER FINISH

ALL OTHER DOORS ARE TO BE SOLID CORE WITH GLOSS PAINT FINISH

ALL DOOR FRAMES ARE TO BE SOFTWOOD WITH GLOSS PAINT FINISH

STEEL DOORS AND FRAMES INTO THE WAREHOUSE ARE MARKED THUS *

BLINDS

VERTICAL BLINDS ARE TO BE FITTED TO ALL GROUND AND FIRST FLOOR WINDOWS

Ref: 0372/96

GRAPHIC SCALE
0 50 100 150
ORIGINAL SCALE 1:1

E	REDRAWN	NLC
D	PACKHOUSE LOCATED GF LAYOUT REDRAWN	NLC
C	ORIENTATION AMENDED AS REQUESTED	SB
B	FINISHES ADDED	SW
A	GENERAL AMENDMENTS.	CPG
REV.	AMENDMENTS	REVD BY

CLIENT: MACK MULTIPLES DIVISIO

PROJECT: TEMPERATURE CONTROLLED STORAGE AND RIPENING FACILITY

TITLE: OFFICE LAYOUT OPTION A

SCALE 1:100 | DATE JAN 19

JOB No. 12565

DRAWING No. 12565/A0/54E

STATUS PRELIMINARY

PROJECT LEADER SVO | DRAWN BY SB | CHECKED BY

BURKS GREEN & PARTNERS
Consulting Engineers & Building Design
Sherwood House,
Sherwood Avenue,
Newark, Notts.
NG24 1QQ
Tel. (01636) 606700
Fax. (01636) 610696