architectural/detailing services

RESIDENTIAL COMMERCIAL INDUSTRIAL & AGRICULTURAL
PLANNING & BUILDING REGULATIONS SUBMISSIONS

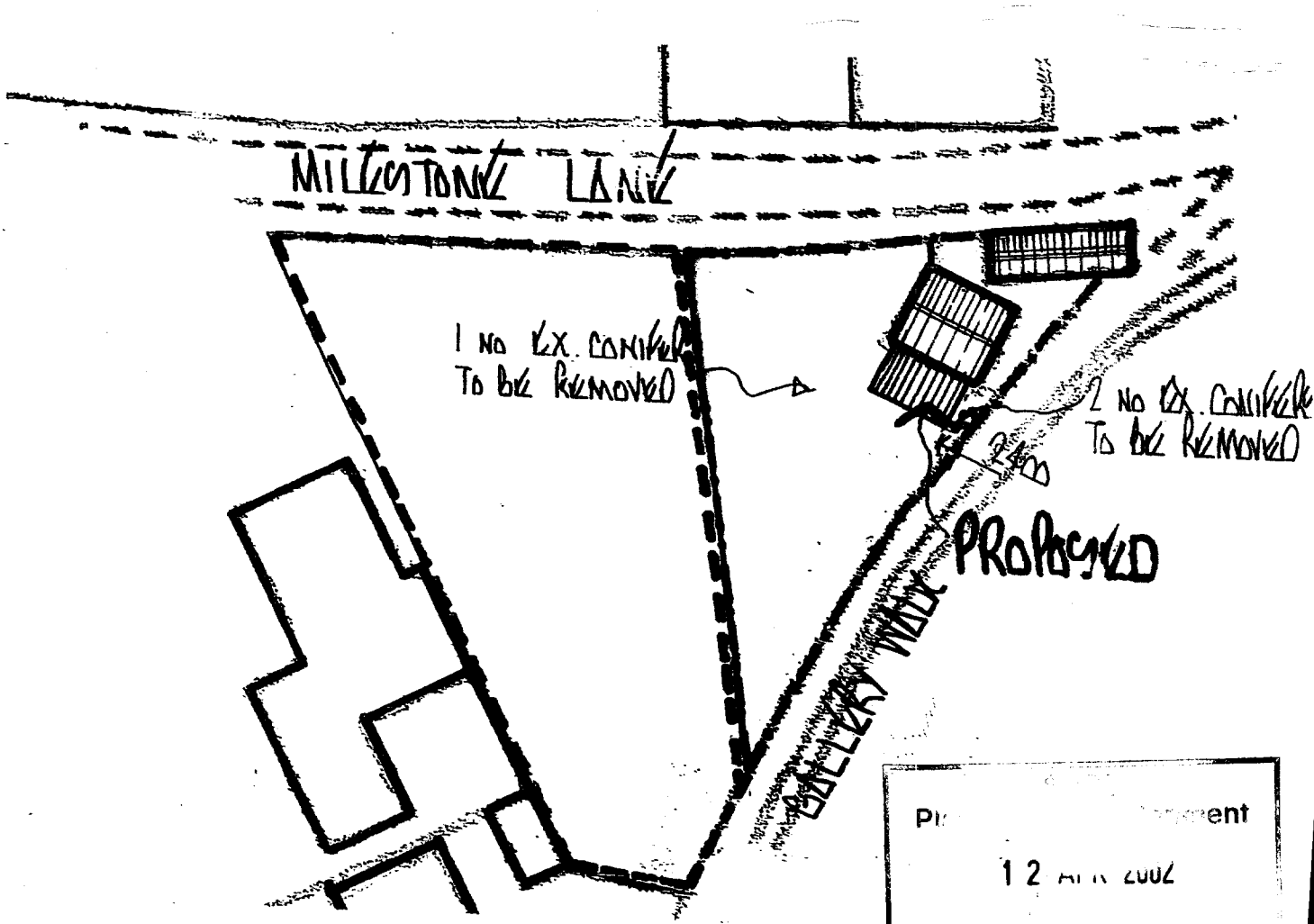

Pl ent
12 APR 2002
Re: 0427/02

BLOCK PLAN SCALE 1/500. SITE AREA APPROX .060 Ha

PROPOSED CONSERVATORY ONTO EXISTING DWELLING, FOR Mr & Mrs. R.J. GRAY, TO MILLSTONE LANE, PINCHBECK, SPALDING, LINCS.
DRWG No. 016/002 SKETCH 1 OF 1

13 Wimberley Way, Pinchbeck, Spalding, Lincs. PE11 3RY
Tel/Fax: 01775 767650 Mobile: 07957 627167
email: mjw.13@btinternet.com

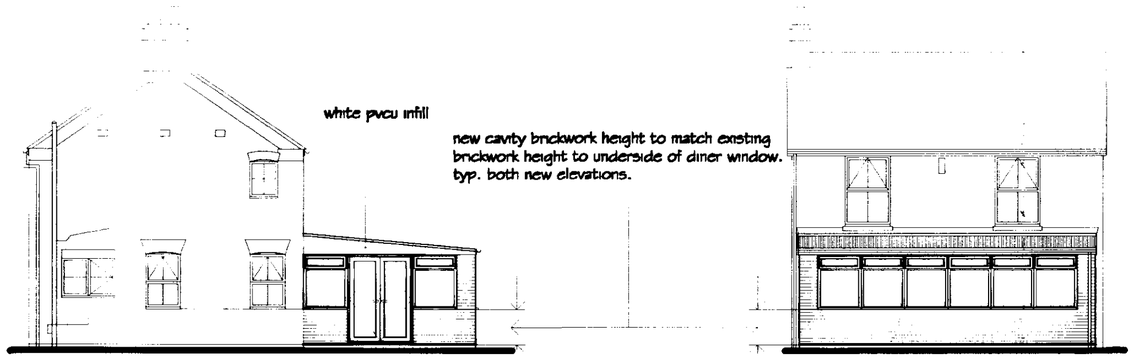

Proposed Front Elevation (Milestone Lane)

note .injected dpc heights differ on front & side elevations

Proposed Side Elevation (garden side)

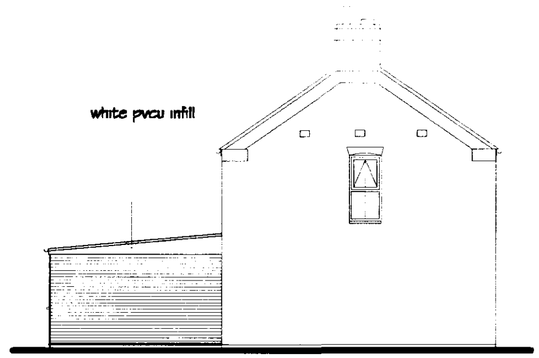

Proposed Rear Elevation (gallery walk side)

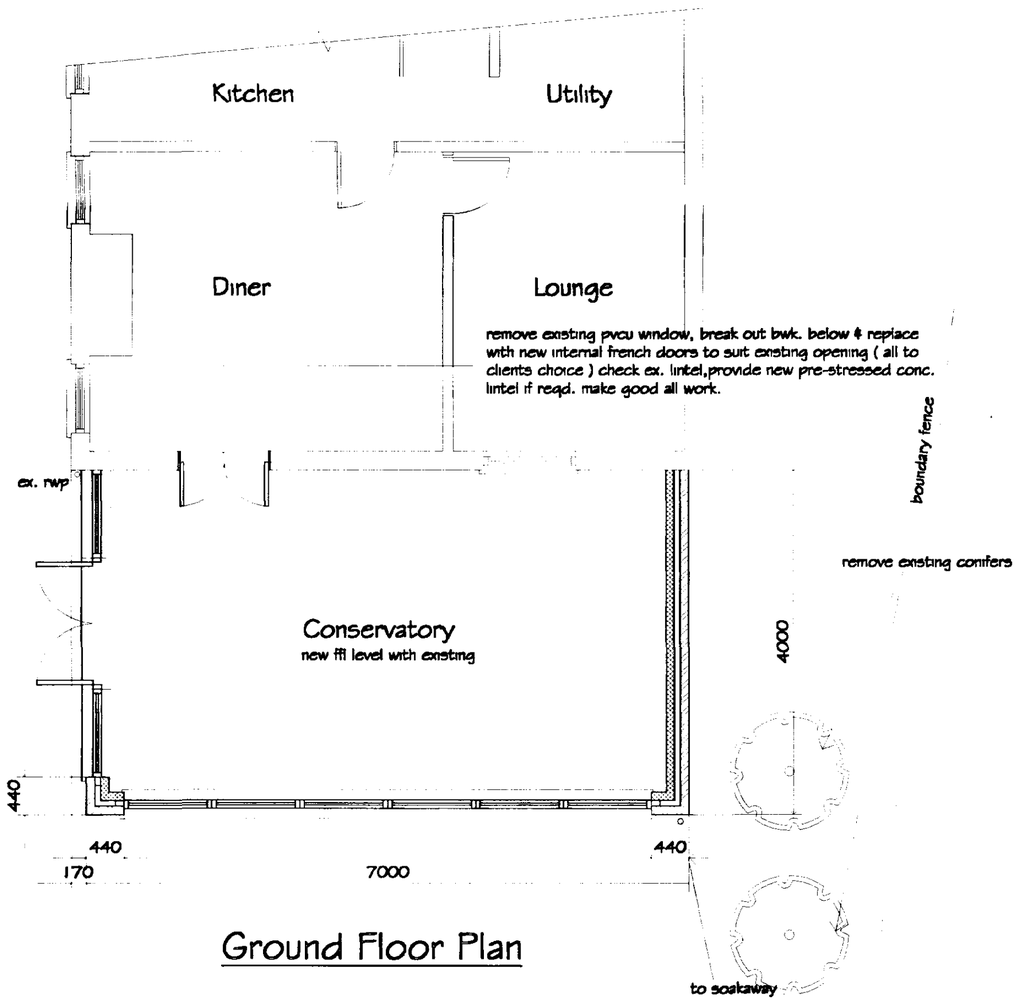

Ground Floor Plan

GENERAL NOTES

Copies of this drawing must not be taken, traced or altered for any purpose other than that for which it is issued without written permission of MW architectural / detailing services.This drawing is produced only for the purpose of obtaining Planning Permission & does not contain a full specification for the proposed works.The proposed work will not be supervised / inspected on site by MW architectural / detailing services & it is therefore the client or their appointed Builder / Contractor responsibility to control workmanship / materials / specification & any variations to the contract. , it is neither practical or reasonable to show all relevant matters on the drawing, the fact that matters are not mentioned does not allevate the Builder /Contractor from responsibility of non-compliance in carrying out the work. All works & materials to be fitted & installed to the manf. instructions & comply with the manuals & approved documents of the Building Regulations & current N.H.B.C. technical requirements, codes of practice & British Standards. All measurements on this drawing are not to be scaled for construction / ordering purposes. All dimn's & set out of the works as shown on the drawing to be checked by the Builder / Contractor prior to the commencement of work & any discrepancies report immediately. The actual position of existing underground service pipes, electrical cables etc. are not generally shown, the actual position of all these apparatus must be established by the Builder / Contractor prior to commencement of work to ensure they do not affect the proposed.

CONSERVATORY (CAVITY BWK.)

267 cavity brickwork, ht. above ffl on two no. elevations (except rear passage side, this to be full ht.) to match underside of existing dining room window cills on Front Elevation (Road side), comprising of 102 facing bwk. (type & colour [red] to match existing dwelling as near as possible) 65 cavity c/w 65 dritherm insulation laid to manf. instructions, 100mm Tarmac "Toplite" std aerated conc. block , 13mm render & skim to BS 5492 : "Internal plastering" & painted to clients choice internally , softwood skirting board / architrave around doors / openings to clients choice to all internal walls.Lean mix to cavity min. 225mm below DPC. All mortar mixes / movement joints etc. as recommended by the brick / block manf. & in accordance with B.S. 5628: Part 3.(see Topblock Design Guide for concrete block masonry) relevant Codes of practice. Close cavity wall at cill level. Galv. or similar approved wall ties (butterfly or twist type) with central dmp fitted in accordance with B.S.5628. @ 900crs. horizontally & 450crs. vertically, staggered & at 300crs. as near to door / window jambs as possible. Provide insulated cavity closures to jambs & cills (Damcor by T.D.I. UK Ltd.) fitted to manf. instructions within the structure to avoid cold bridging occurring. Class " A " concrete blocks below ground level ,any bwks below ground level to be F.L. quality to B.S.3921.New bwk. to existing provide "EXPAMET" or similar wall starters fitted to manf. instructions. Any drains passing thro. walls to have pre-stressed conc. lintel over with min. gap around the pipework of 50mm filled with compressible matl. & masked on both sides of wall with rigid matl. Any drains under proposed to be continuous length with no joints. D.P.C.s & D.P.M.s to be lapped & continuous (existing injected dpc's differ in ht. on front & side elevations). Existing bwk. to be internally rendered & skimmed to match proposed.

CONSERVATORY CONSTRUCTION

PVCU white windows / french doors & infill pieces. Bronze colour triple polycarbonate roofing c/w no. 4 lead flashing @ junction of roof to ex. brickwork, pointed into existing mortar joints. 100 h.r. pvc gutter & 68 dia. rwp to soakaway min. 5m from any building.

REVISIONS		BY	DATE
DRAWN	MJW	DATE	7/4/02
SCALE	1/50 & 1/100	CHECKED	

PROJECT

Mr. & Mrs. R.J. Gray,
76 Milestone Lane,
Pinchbeck,
Spalding,
Lincs. PE11 3XR.

DETAILS

Proposed Conservatory onto existing dwelling
external floor area 28m²

Malcolm Watson
architectural - detailing services
Residential - Commercial - Industrial - Agricultural
Planning & Building Regulations Submissions

13 Wimberley Way, Pinchbeck, Spalding, Lincs. PE11 3RY.
Tel / Fax : 01775 767650
email : mjw.13@btinternet.com

SHDC
Planning
12 APR 2002
Ref 0421/02

DRG No. MW016/1/002