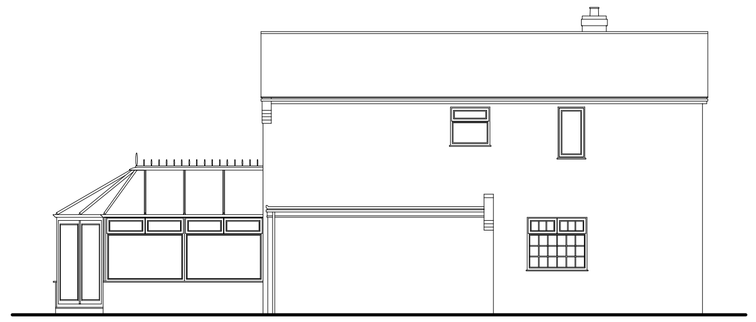
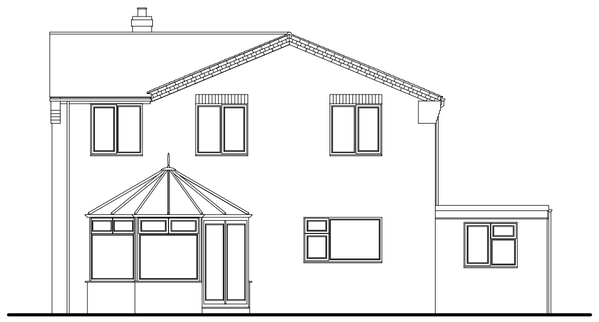


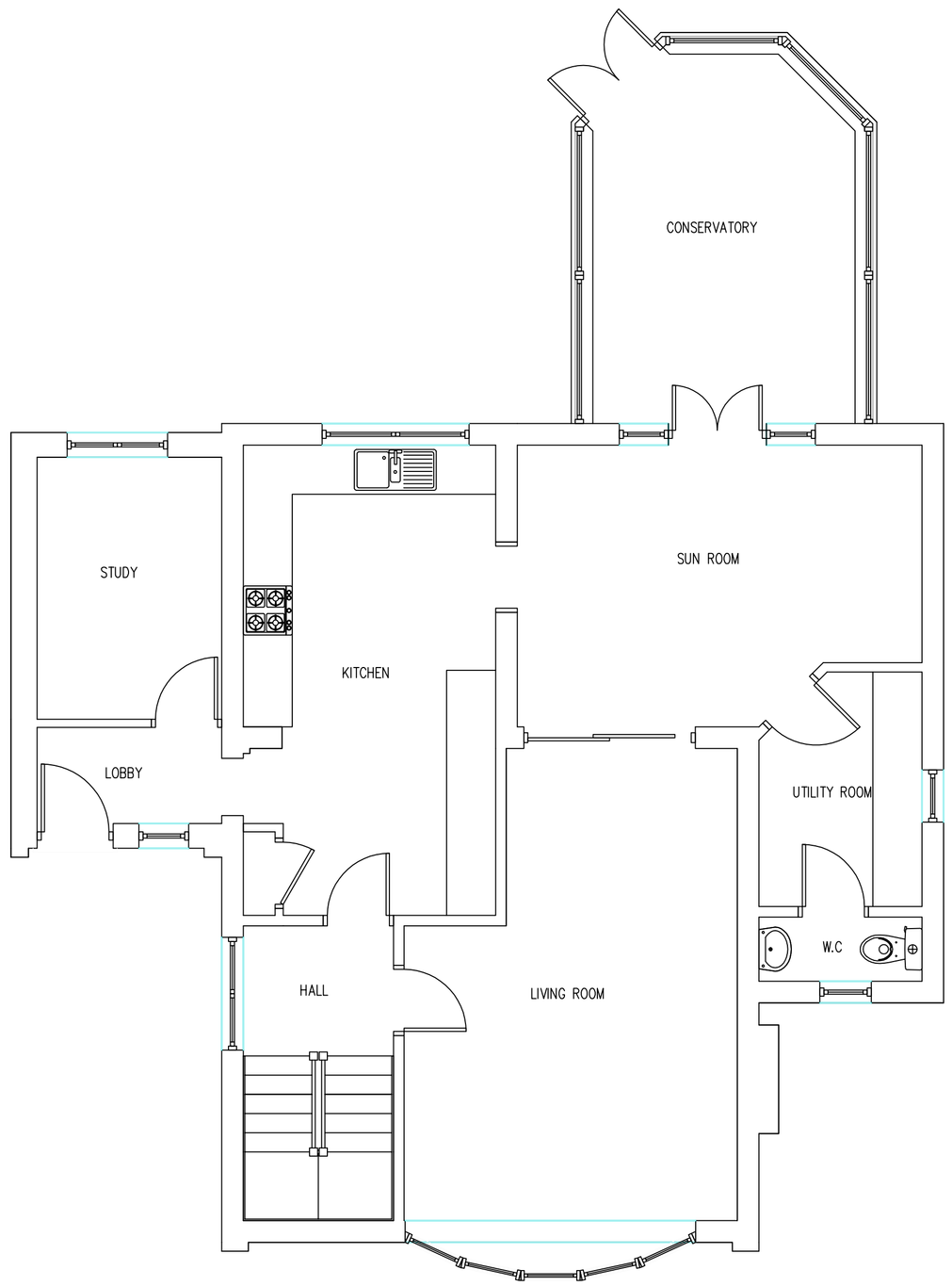
EXISTING FRONT (NORTH EAST) ELEVATION



EXISTING SIDE (SOUTH EAST) ELEVATION



EXISTING REAR (SOUTH WEST) ELEVATION



EXISTING GROUND FLOOR PLAN



Ordnance Survey (c) Crown Copyright 2015. All rights reserved. Licence number 100022432

SITE PLAN 1:1250

Ref:	Revision:	Date:
A	Client amendments	27/05/15
B	Client amendments	04/06/15

WESTON DESIGN Ltd.
2 Austendyke Road
Weston Hills
Spalding
Lincs. PE12 6BX
Tel : 01775 724171
Fax : 01775 720445
Mobile : 0784 1718457
enquiries@wenmanbuildingdesign.co.uk

Project:
SINGLE STOREY FRONT EXTENSION

Client:
MR & MRS CROWSON
99 SPALDING ROAD
PINCHBECK
LINCOLNSHIRE
PE11 3UE

DRAWING:
EXISTING GROUND FLOOR PLAN
EXISTING ELEVATIONS
SITE PLAN

DRAWING N°:	DATE:
WES/1712/15/00B	MARCH 2015
DRAWN BY: JC	SCALE: 1:50 1:100 1:1250

COPIES OF THESE DRWGS. MUST NOT BE TAKEN, TRACED OR ALTERED FOR ANY PURPOSE OTHER THAN THAT FOR WHICH THEY ARE ISSUED WITHOUT WRITTEN PERMISSION OF WENMAN BUILDING DESIGN. THESE SERVICES ARE PRODUCED ONLY FOR THE PURPOSE OF OBTAINING PLANNING OR BUILDING REGULATIONS APPROVAL AND DO NOT CONTAIN A FULL SPECIFICATION FOR THE PROPOSED WORKS AND MUST NOT BE USED AS A CONTRACT DOCUMENT ALONE.
THE PROPOSED WORK WILL NOT BE SUPERVISED/INSPECTED BY WENMAN BUILDING DESIGN (unless agreed otherwise in writing by the client), THEREFORE IT IS THE CLIENTS OR THEIR APPOINTED BUILDER/CONTRACTOR'S RESPONSIBILITY TO CONTROL WORKMANSHIP MATERIALS AND SETTING OUT TO ENSURE THAT THE WORK IS CARRIED OUT IN ACCORDANCE WITH THE APPROVED DRAWINGS. THE CONTRACTOR IS INCLUDED HEREUNDER TO INCLUDE ALL ITEMS NOT SPECIFICALLY SHOWN ON THE DRAWINGS, THE FACT THAT THESE ARE NEVERTHELESS NECESSARY TO COMPLY WITH THE RELEVANT REGULATIONS AND THE RESPONSIBILITY OF NON-COMPLIANCE IN CARRYING OUT THE WORK. ALL WORKS AND MATERIALS TO BE FITTED AND INSTALLED TO THE MANUFACTURERS INSTRUCTIONS AND COMPLY WITH THE MANUALS AND APPROVED DOCUMENTS OF THE BUILDING REGULATIONS AND CURRENT NHBC TECHNICAL REQUIREMENTS CODES OF PRACTICE, BRITISH STANDARDS OR EUROPEAN CODE, etc. ALL MEASUREMENTS ON THIS DRAWING ARE NOT TO BE SCALED FOR CONSTRUCTION/ORDERING PURPOSES. ALL DIMENSIONS FOR SETTING OUT OF THE WORKS AS SHOWN ON THE DRAWING TO BE CHECKED BY THE BUILDER/CONTRACTOR PRIOR TO THE COMMENCEMENT OF WORK AND ANY DISCREPANCIES REPORTED IMMEDIATELY. WHERE APPLICABLE DIMENSIONS SHOWN ARE EITHER THE OUTSIDE/INSIDE OF brek OR blockwork AND NOT FINISHED PLASTER. IT IS RECOMMENDED THAT A SITE DOL SURVEY IS UNDERTAKEN PRIOR TO COMMENCEMENT OF WORKS. THE ACTUAL POSITIONING OF EXISTING SERVICES PIPES, ELECTRICAL CABLES etc. ARE NOT GENERALLY SHOWN. THE ACTUAL POSITIONING OF APPARATUS MUST BE ESTABLISHED BY THE BUILDER/CONTRACTOR PRIOR TO COMMENCEMENT OF WORK AND REPOSITIONED TO SUIT THE INDIVIDUAL SERVICE SUPPLIERS INSTALLATION RECOMMENDATIONS.

HEALTH & SAFETY:
The client is to ensure that the appointed contractor is familiar with and complies with Health & Safety for Building Sites and Work Places.