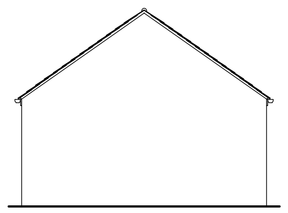
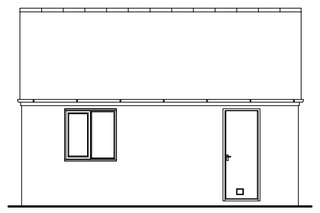


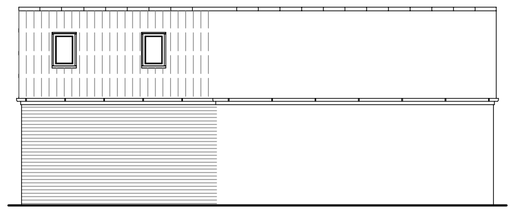
EXISTING SIDE ELEVATION



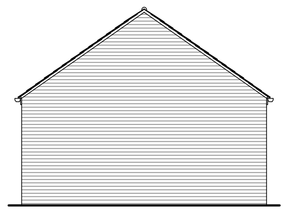
EXISTING REAR ELEVATION



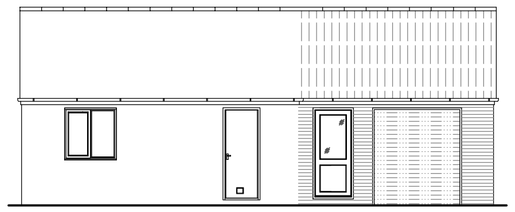
EXISTING SIDE ELEVATION



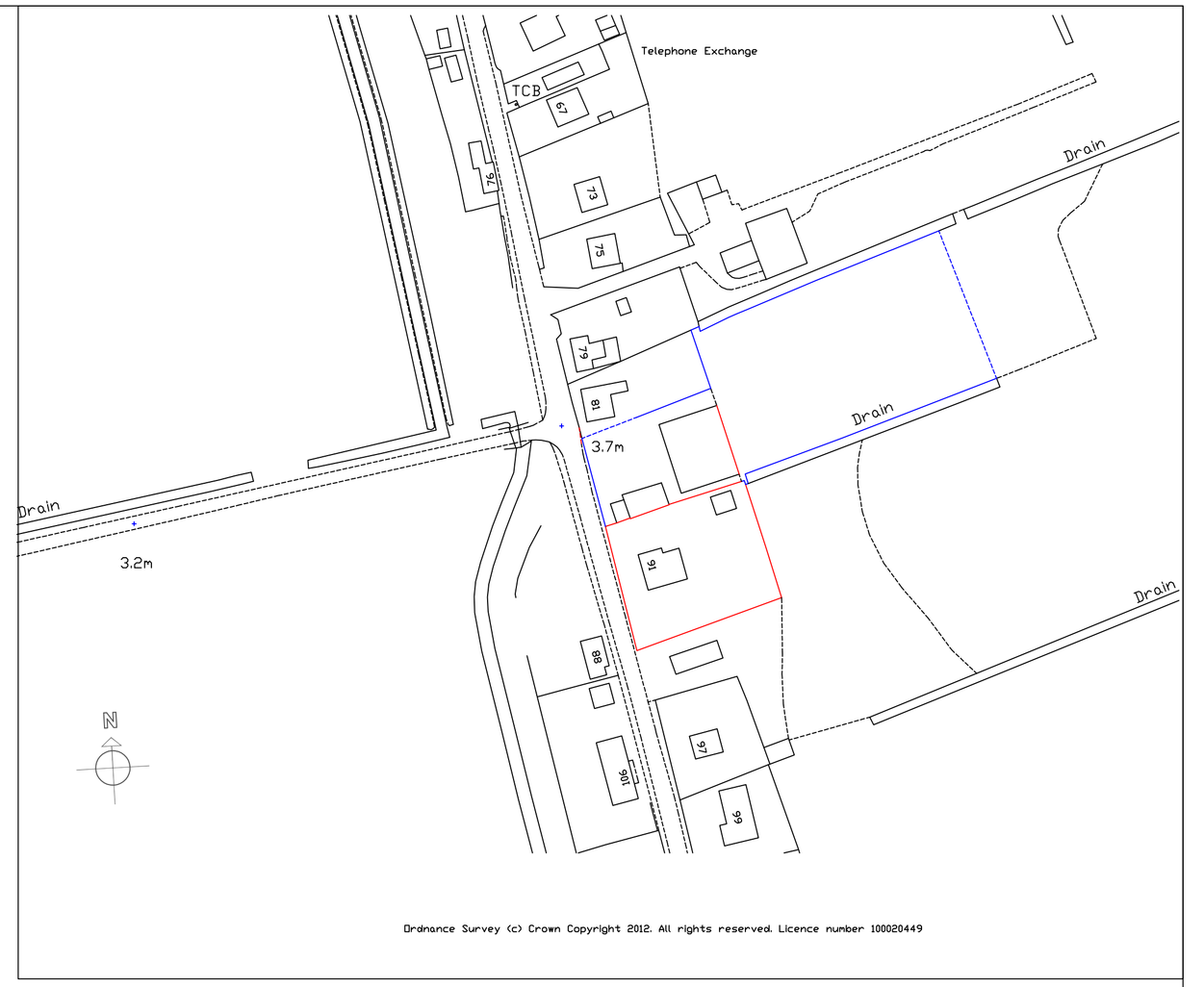
PROPOSED SIDE ELEVATION



PROPOSED REAR ELEVATION

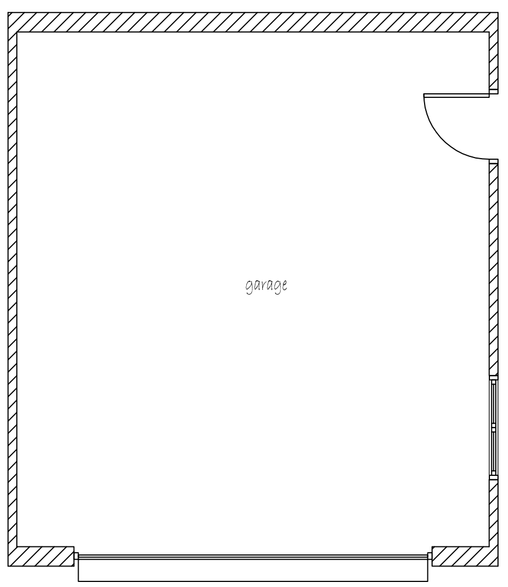


PROPOSED SIDE ELEVATION

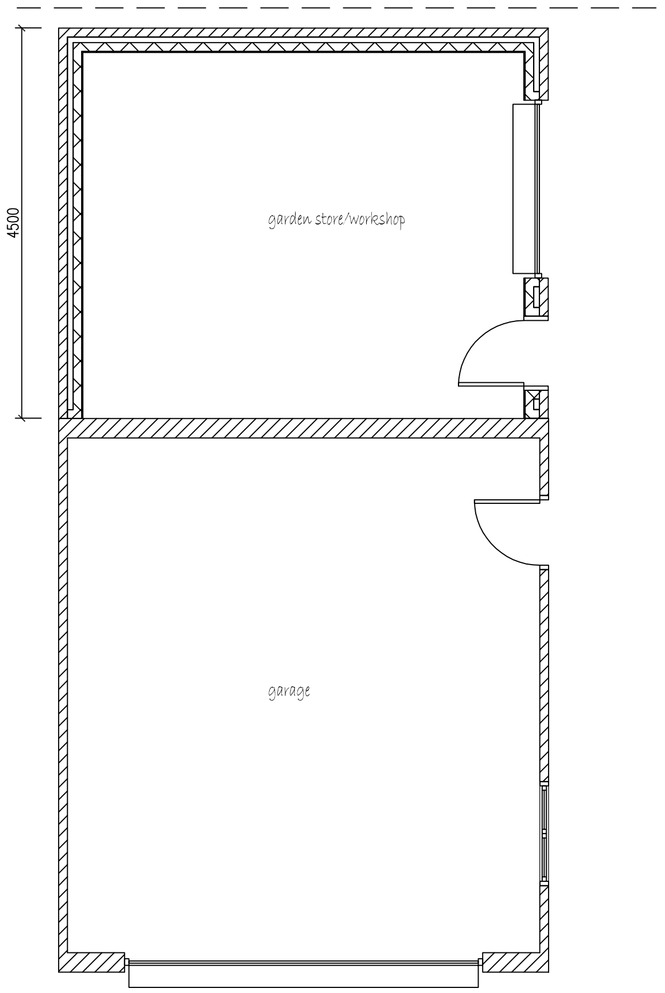


Ordnance Survey (c) Crown Copyright 2012. All rights reserved. Licence number 100020449

SITE PLAN 1:1250



EXISTING FLOOR PLAN



PROPOSED FLOOR PLAN



BLOCK PLAN 1:500

Ref:	Revision:	Date:

WESTON DESIGN Ltd.
2 Austendyke Road
Weston Hills
Spalding
Lincs. PE12 6BX
Tel : 01775 724171
Fax : 01775 720445
Mobile : 0784 1718457
enquiries@wenmanbuildingdesign.co.uk

Project:

PROPOSED EXTENSION TO GARAGE

Client:

MR. & MRS. BOOTHMAN
91 SIX HOUSE BANK
WEST PINCHBECK
SPALDING
LINCS.

DRAWING:

EXISTING FLOOR PLAN
PROPOSED FLOOR PLAN
EXISTING ELEVATIONS
PROPOSED ELEVATIONS

DRAWING N°:	DATE:
WEN/1425/11/00	JUNE 2014
DRAWN BY:	SCALE:
RW	1:50 1:100

COPIES OF THESE DRWGS. MUST NOT BE TAKEN, TRACED OR ALTERED FOR ANY PURPOSE OTHER THAN THAT FOR WHICH THEY ARE ISSUED WITHOUT WRITTEN PERMISSION OF WENMAN BUILDING DESIGN. THESE SERVICES ARE PRODUCED ONLY FOR THE PURPOSE OF OBTAINING PLANNING OR BUILDING REGULATIONS APPROVAL AND DO NOT CONTAIN A FULL SPECIFICATION FOR THE PROPOSED WORKS AND MUST NOT BE USED AS A CONTRACT DOCUMENT ALONE.
THE PROPOSED WORK WILL NOT BE SUPERVISED/INSPECTED BY WENMAN BUILDING DESIGN (unless agreed otherwise in writing by the client), THEREFORE IT IS THE CLIENT OR THEIR APPOINTED BUILDER/CONTRACTOR'S RESPONSIBILITY TO CONTROL WORKMANSHIP/MATERIALS & SPECIFICATION AND ANY VARIATIONS TO THE CONTRACT, IT IS NEITHER PRACTICAL OR REASONABLE TO SHOW ALL RELEVANT MATTERS ON THE DRAWINGS, THE FACT THAT MATTERS ARE NOT MENTIONED DOES NOT ALLEVIATE THE BUILDER/CONTRACTOR FROM RESPONSIBILITY OF NON-COMPLIANCE IN CARRYING OUT THE WORK. ALL WORKS AND MATERIALS TO BE FITTED AND INSTALLED TO THE MANUFACTURERS INSTRUCTIONS AND COMPLY WITH THE BANDALS AND APPROVED DOCUMENTS OF THE BUILDING REGULATIONS AND CURRENT BSRC TECHNICAL REQUIREMENTS CODES OF PRACTICE, BRITISH STANDARDS OR EUROPEAN CODE etc. ALL MEASUREMENTS ON THIS DRAWING ARE NOT TO BE SCALED FOR CONSTRUCTION/ORDERING PURPOSES. ALL DIMENSIONS FOR SETTING OUT OF THE WORKS AS SHOWN ON THIS DRAWING TO BE CHECKED BY THE BUILDER/CONTRACTOR PRIOR TO THE COMMENCEMENT OF WORK AND ANY DISCREPANCIES REPORTED TO THE DESIGNER. ALL DIMENSIONS ARE APPROXIMATE AND ARE TAKEN FROM THE FACE OF BRICKWORK OR FACE OF FINISHED PLASTER. IT IS RECOMMENDED THAT A SITE SOIL SURVEY IS UNDERTAKEN PRIOR TO COMMENCEMENT OF WORKS. THE ACTUAL POSITIONING OF EXISTING SERVICES PIPES, ELECTRICAL CABLES etc. ARE NOT GENERALLY SHOWN. THE ACTUAL POSITIONING OF APPARATUS MUST BE ESTABLISHED BY THE BUILDER/CONTRACTOR PRIOR TO COMMENCEMENT OF WORK AND REPOSITIONED TO SUIT THE INDIVIDUAL SERVICE SUPPLIERS INSTALLATION RECOMMENDATIONS.

HEALTH & SAFETY
The client is to ensure that the appointed contractor is familiar with and complies with Health & Safety for Building Sites and Work Places.