Mark Dennis
architectural services

90 Station Road - Surfleet - Spalding - Lincs - PE11 4DB
Telephone: 01775 680183 Mobile: 07788 834568

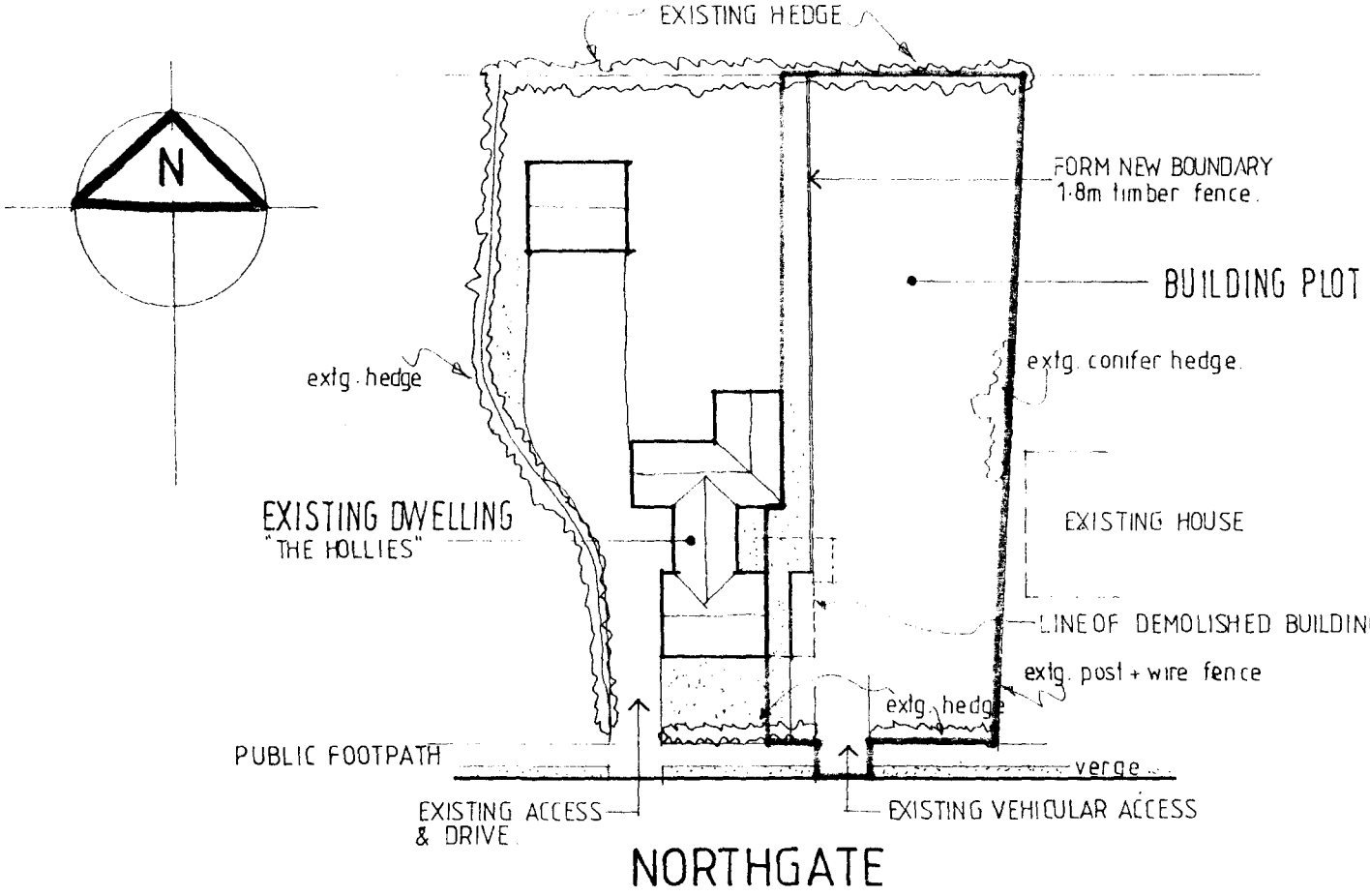

DETERMINED PLAN

2001

BLOCK PLAN 1:500

PROPOSED DWELLING (outline)
AND PARTIAL DEMOLITION AND
ALTERATION OF EXISTING HOUSE AT:
THE HOLLIES, NORTHGATE,
WEST PINCHBECK, SPALDING,

for: MR & MRS WARREN

BLOCK PLAN

1:500 / AUG 01 / 01.031/02 / MD

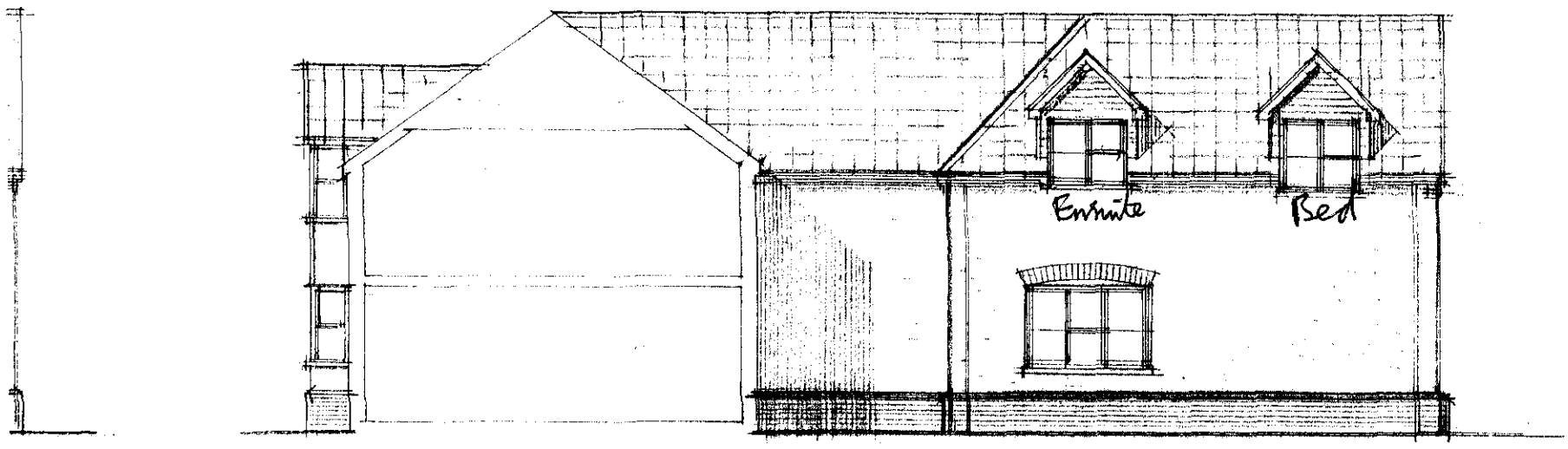

EAST

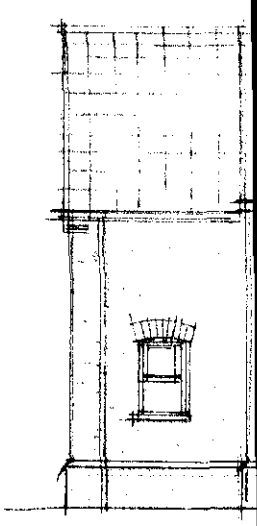

SOU

x 230mm
x 230mm

adbearing
il, in
.ocal Authority
the NHBC

pect of
itions before

ndations
icement of any

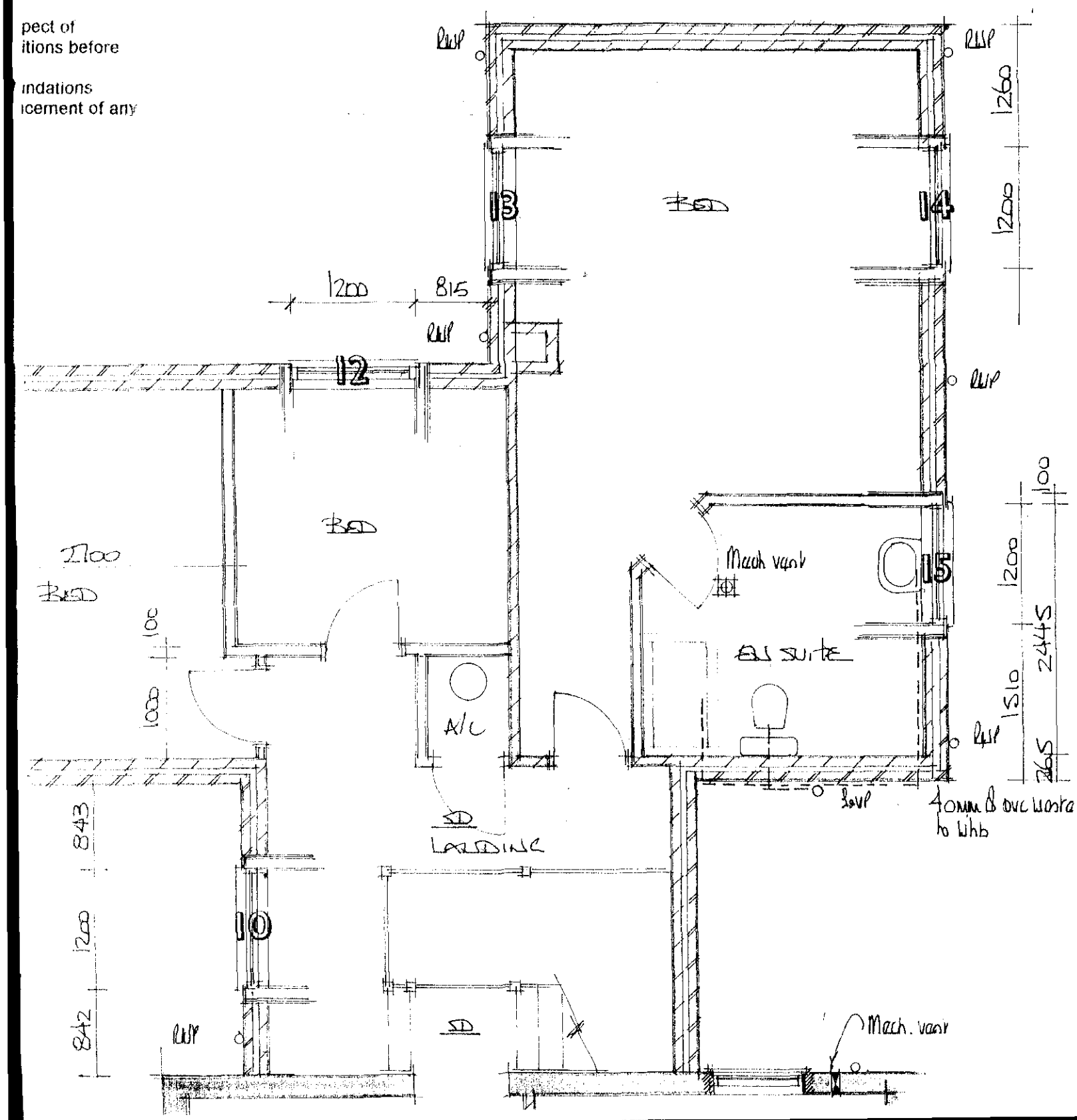

WALL CONSTRUCTION

Below Ground
To be 100mm Class A concrete blocks
Cavity to be filled to 225mm below lowest dpc le
lean mix concrete

Above Ground
To be 265mm o/a constructed as follows :-

100mm facing brick (to be FL quality below dp
with 100mm backing block to plinth cours
65 mineral wall insulation i.e. Dritherm (k = 0
100mm loadbearing insulation blocks i.e. He
(k = 0

All to be tied together using stainless steel wall ti
positioned at distance not exceeding 900mm
horizontally, 450mm vertically and staggered. To
every block course vertically at all returns and re

Where walls are to be rendered the construction
as specified as above with the outer leaf of brick
replaced with blockwork.

External render finish to be min. 12mm thickness
with proprietary waterproof additive with all neces
expanded metal plaster stops and finished with T
render applied in strict accordance with manufac
instructions. Render to terminate 150mm above
level in a bell mouth drip.
Render to conform to BS5262 : 1976

Internal finish to be 12mm render with gypsum p
skim finish to give a 'U' value of 0.414W/mK

Internal Walls
To be 100mm blockwork constructed off a dpc o
foundation

Stud Partitions
to be constructed as follows :-

75 x 50mm head and sole plate
75 x 50mm studs at 400mm cts with min. 2 rov
75 x 50mm noggins equally spaced
75mm glassfibre insulation within framework
face both sides with 12.7mm plasterboard, tap
and skim finish

stud partitions to be constructed off doubled up f
joists (bolted together at 1.0m cts) at first floor le
when running parallel to joists, and off 75 x 50m
plate, with solid blocking between joists, when ru
perpendicular to joists.

Dry lining to extg walls
Extg wall
50mm cavity
Building paper vapour barrier
75 x 50mm head and sole plate
75 x 50mm studs at 400mm cts with min. 2 ro
75 x 50mm noggins equally spaced
75mm glassfibre insulation within framework
face with 12.7mm plasterboard, tape joint
and skim finish

This drawing is copyright and may not be altered, traced, copied, photographed or used for any purpose other than that for which it is issued without consent of Mark Dennis Architectural Services.

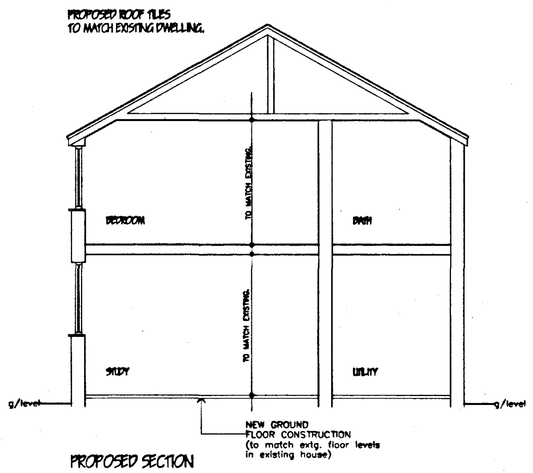

PROPOSED SECTION

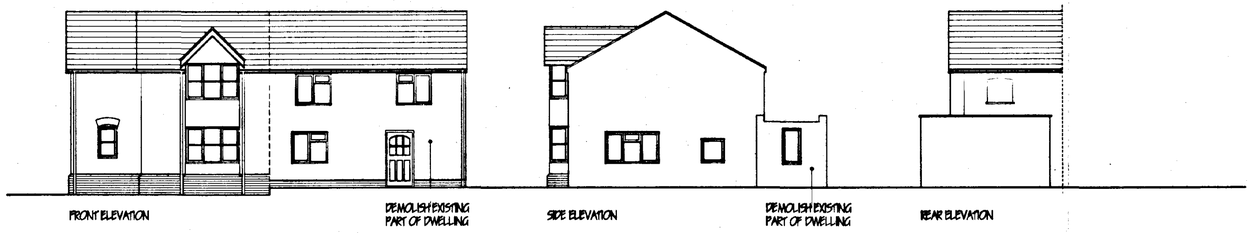

EXISTING ELEVATIONS

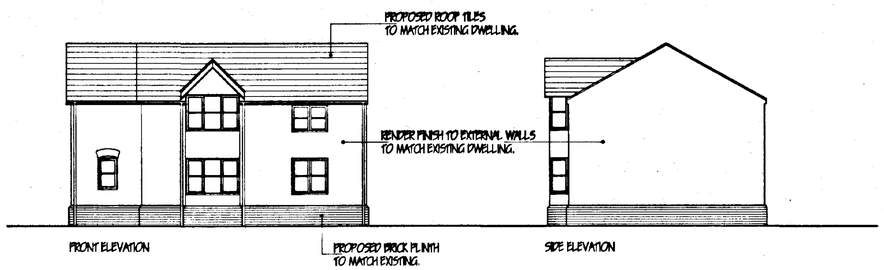

PROPOSED ELEVATIONS

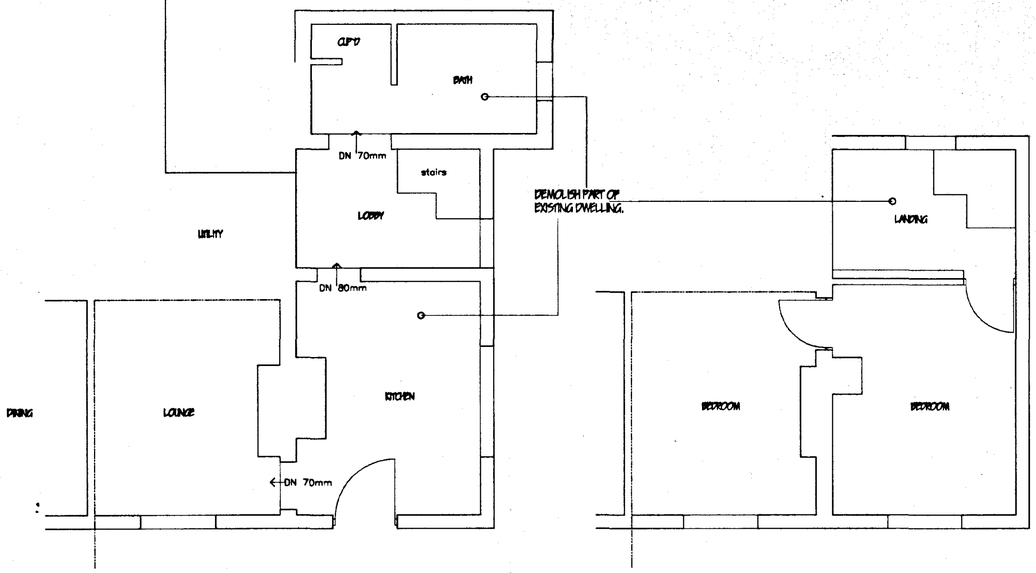

GROUND FLOOR - AS EXISTING

FIRST FLOOR - AS EXISTING

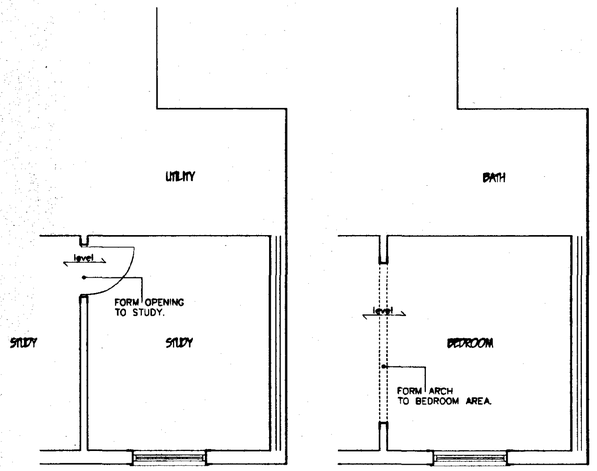

GROUND FLOOR - AS PROPOSED

FIRST FLOOR - AS PROPOSED

DETERMINED
- PLAN -

SOUTH HOLLAND DC
HOUSING & PLANNING
- 9 AUG 2001
Ref: 0960/01

MARK DENNIS
architectural services

90 STATION ROAD – SURFLEET – SPALDING
LINCOLNSHIRE – PE11 4DB
TEL: 01775 680183 FAX: 01775 680183

PROJECT TITLE
PROPOSED DWELLING (outline)
AND PARTIAL DEMOLITION AND
ALTERATIONS OF EXISTING HOUSE AT:
THE HOLLIES, NORTHGATE,
WEST PINCHBECK, SPALDING, LINCS.

FOR: MR & MRS WARREN

PLANS & ELEVATIONS

REV	DESCRIPTION	DATE	BY

SCALE 1:50, 1:100
DRAWN MD
DATE AUG 01
DRAWING No. 01.091/01

Do not scale off this drawing

All site dimensions to be checked before work commences.



SOUTH ELEVATION

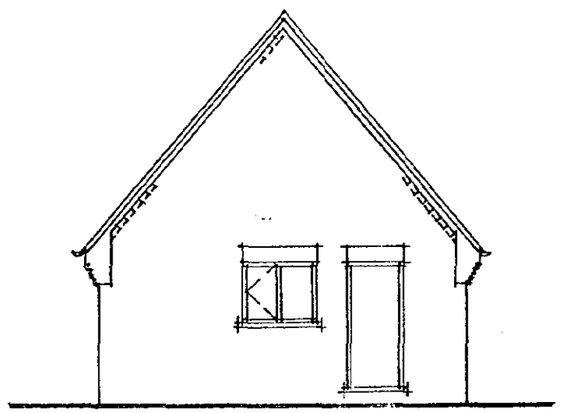

EAST ELEVATION

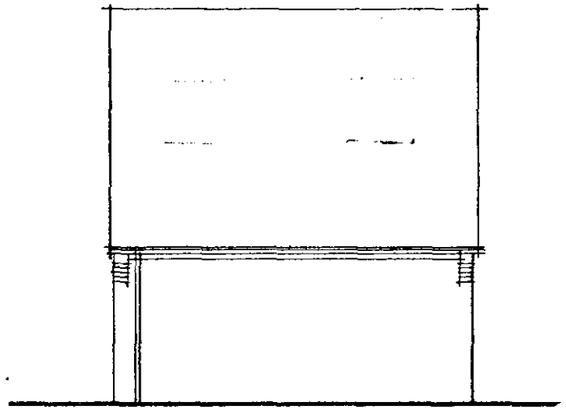

NORTH ELEVATION

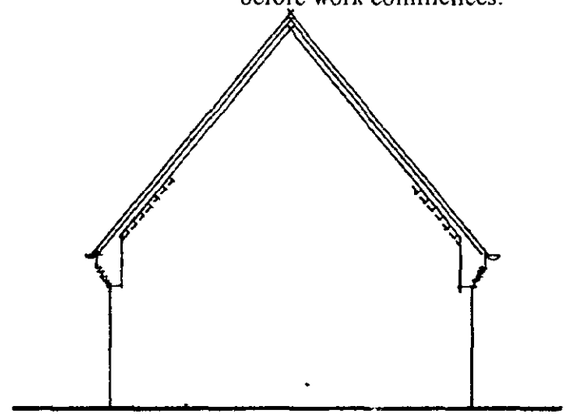

WEST ELEVATION

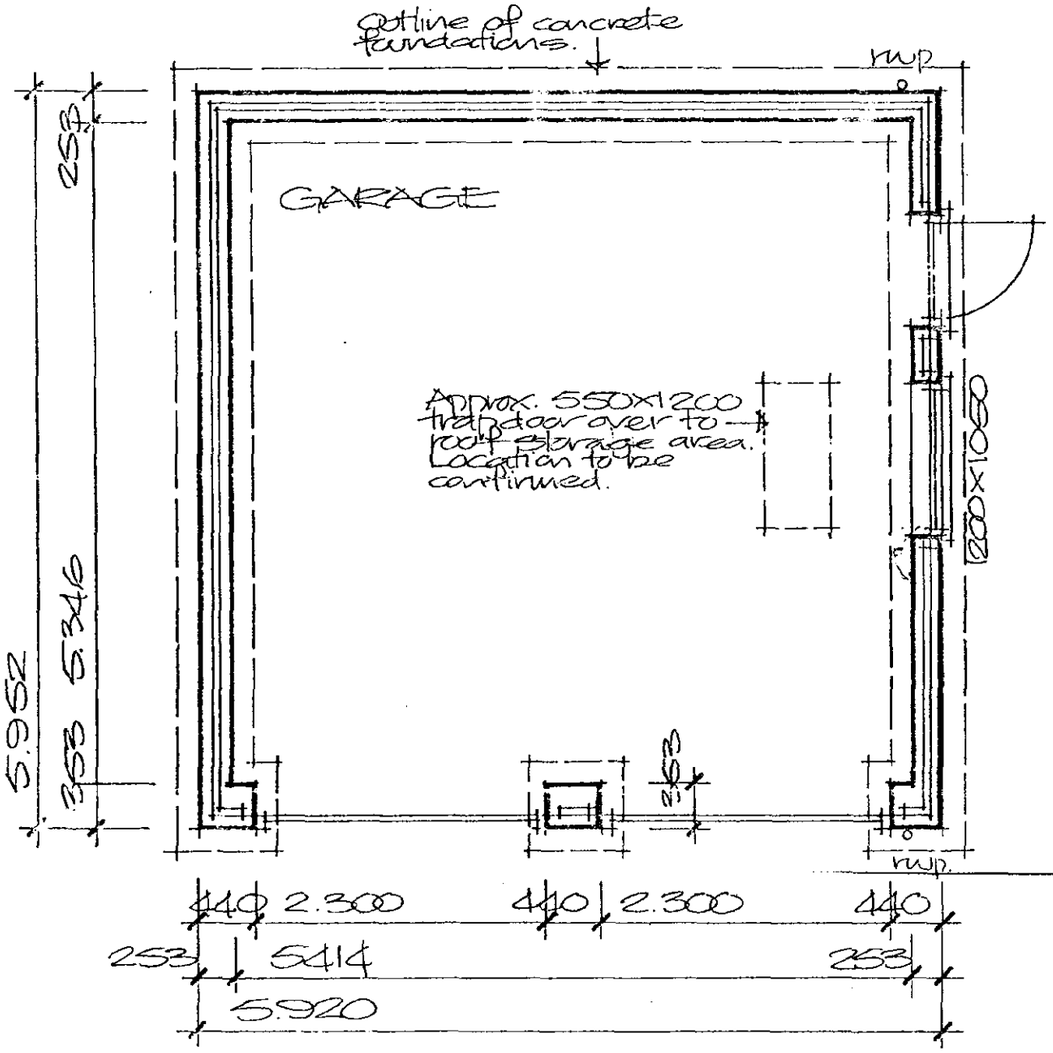

AMENDED PLAN

Ref. A1

Planning & Development
12 APR 2005
Ref: 0960/01

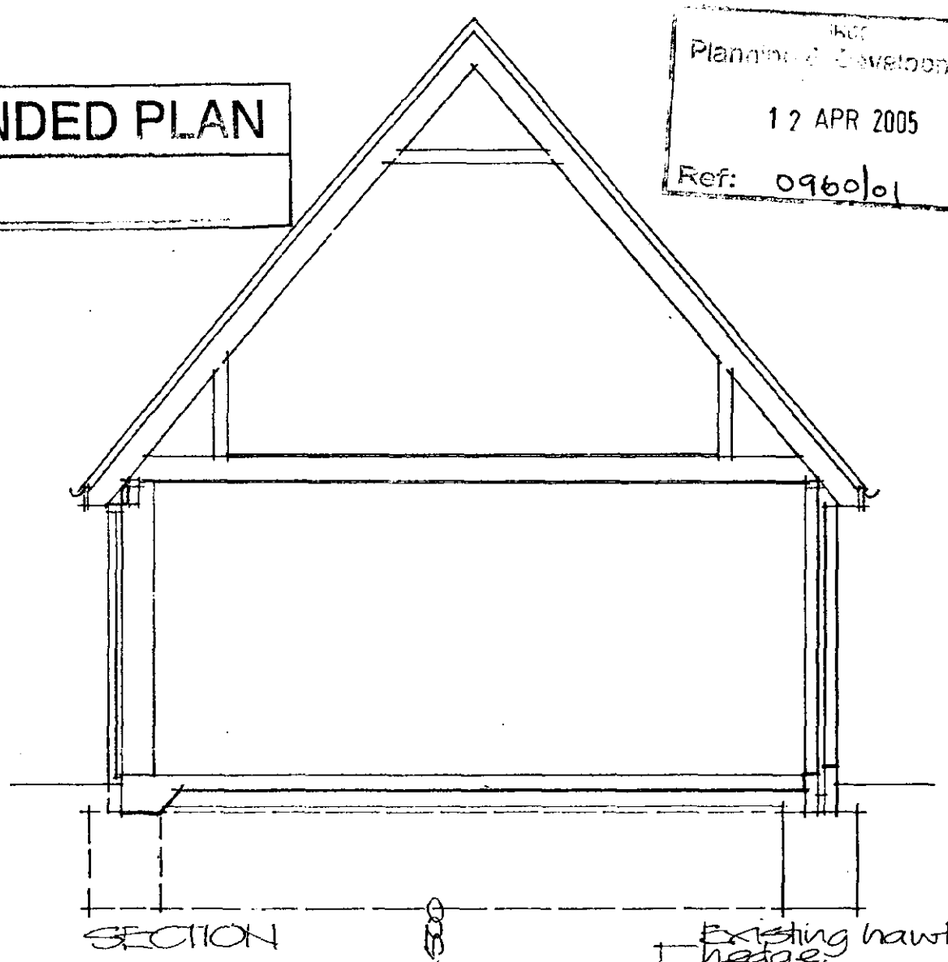

SECTION



AMENDED PLAN
Ref. A1

Planning & Development
12 APR 2005
Ref: 0960/01

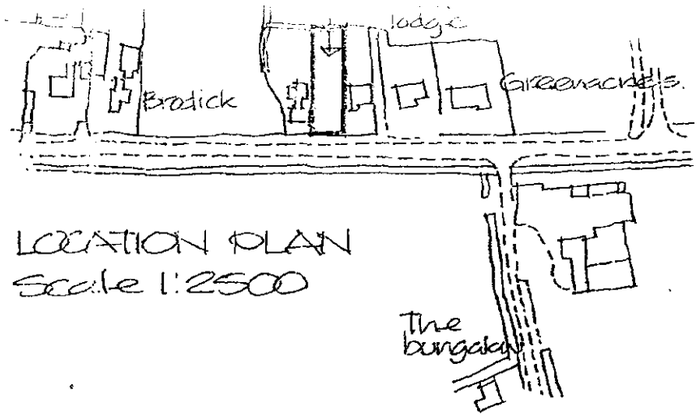

LOCATION PLAN
Scale 1:2500

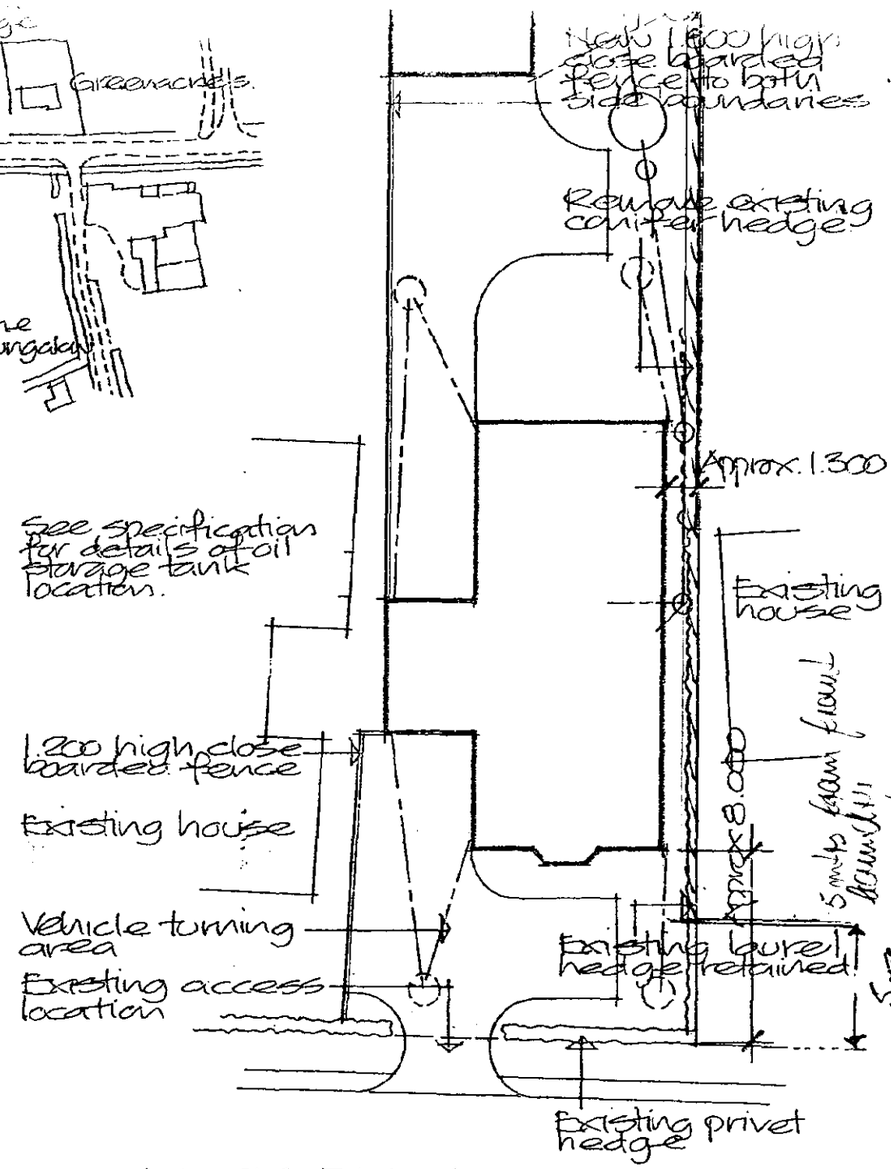

BLOCK PLAN
Scale 1:250

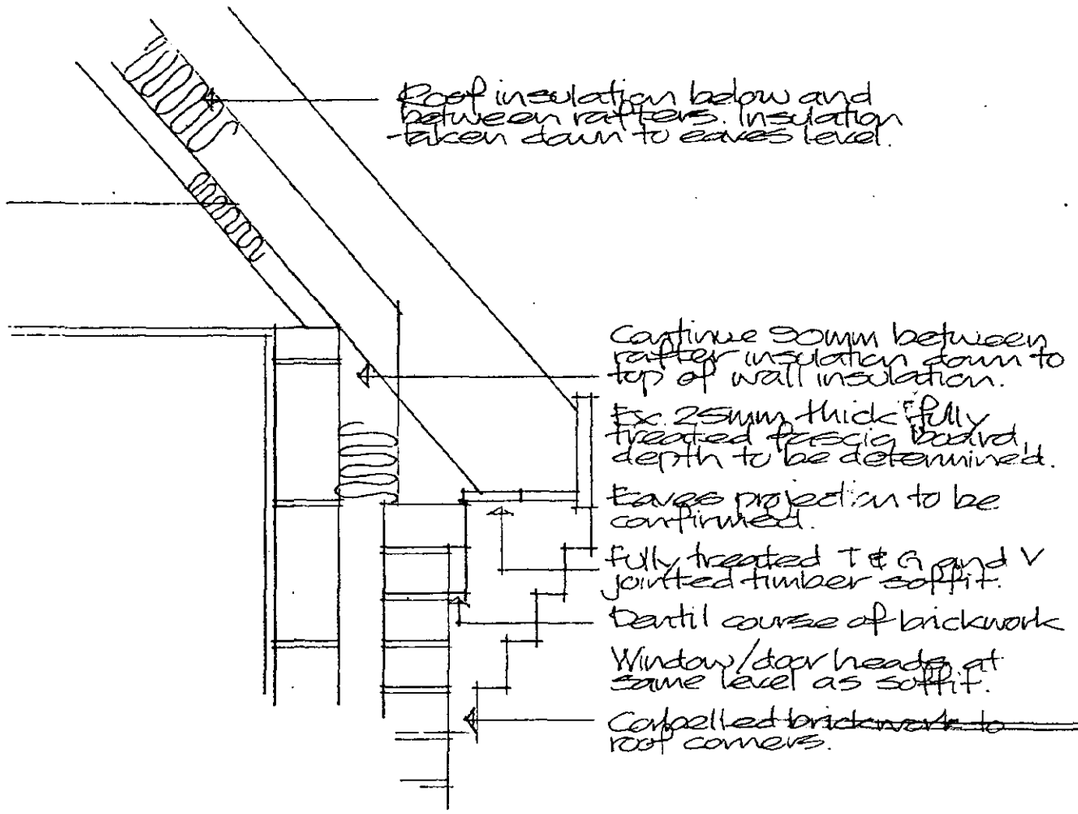

EAVES DETAIL TO MAIN DWELLING.
Scale 1:10

Project
PROPOSED CHALET BUNGALOW AND GARAGE
NORTHGATE,
WEST PINCHBECK,
SPALDING.

ALAN HORNSBY
ARCHITECTURAL SERVICES
'Little Acre'
Peak Hill, Cowbit,
Spalding, Lincs. PE12 6AW
Tel. Holbeach (01406) 380591

Client
MR & MRS C. WARREN

Scale 1:50/1:100
Date June 04
Drg. no.
04/36/02.B