Beacon Council 2003-2004 Supporting the Rural Economy

SOUTH HOLLAND DISTRICT COUNCIL
Council Offices
Priory Road
Spalding
Lincolnshire
PE11 2XE

tel: 01775 761161
fax: 01775 710772
web: www.sholland.gov.uk

FILE COPY

Application no: H14/0960/01

Original Applicant: Mr & Mrs Warren
'The Hollies'
Northgate
West Pinchbeck
Spalding Lincs PE11 3TB

Original Agent: Mark Dennis
Architectural Services
90 Station Road
Surfleet
Spalding Lincs. PE11 4DB

Description: Partial demolition & alterations to existing dwelling to provide a building plot for 1 dwelling

Location: 'The Hollies'
Northgate
West Pinchbeck

Amendment: Two velux roof lights to the north elevation of the garage roof overlooking open fields and brick wall in lieu of fence

Letter Sent 26-APR-05

Dear Sir/Madam

TOWN AND COUNTRY PLANNING ACT 1990
PROPOSED AMENDMENT - REJECTION

The amended details submitted in respect of the above proposal have been received and I consider that the changes are too significant to be treated merely as a amendment. A fresh application will therefore be required (forms enclosed). This does not imply that permission will or will not be forthcoming for any such revised application.

Yours faithfully

Head of Planning & Development

Mr & Mrs C Warren
The Hollies
Northgate
West Pinchbeck Spalding
Lincs PE11 3TB

Terry Huggins Chief Executive
Bob Atkins Director of Corporate Services Andrew Petcher Director of Rural Services

AMENDMENT RECORD SHEET - POST DECISION

Admin

Validation:

Inadequate/Inappropriate ☐

Clarification/Details required:

Appears valid ☑ RB

Registered 13/4

DC Procedural Assessment

Is the information given correct? (Yes)/No (If No, state above what details are needed)

Is it an amendment in principle? ~~Immaterial~~/(Needs new app)

roof lights ok but wall not

Confirmed: RC 26/04/05

Give a revised description if the details accepted are different to the submission:

REJECT

~~Acceptance~~ issued: 26/4/05

Mr. Richard Cowell
South Holland District Council
Council Ofices
Priory Road
Spalding
Lincs. PE11 2XE

Mr. &Mrs. C. Warren
The Hollies
Northgate
West Pinchbeck
Spalding
Lincs. PE11 3TB

12- April –2005.

Discription: Proposed chalet bungalow & garage.
(Outline permission H14/0960/01)

Location: The Hollies
Northgate
West Pinchbeck

Application no: H14/0796/04



Dear Sir

Request to planning amendment

1). 2 Velux roof lights to the north elevation of the garage roof overlooking open fields.

2). East boundry single brick wall (instead of close boarded wooden fence) with supporting brick pillars in Falstaff Antique Bricks approx. 2mtrs. high starting from South front boundry 5 mtrs. in and running the full depth of the property from South to North.
Reason for this request is that neighbours have three dogs, 1 cat, two very noisy children and several cars parked in the small front garden.

Hoping this meets with your approval.

Plans enclosed.

Yours sincerely

C Warren

PLANNING AMENDMENT

For office use only

Application No. H14/0960/01/A1

Date Registered 12 APR 2005

Case Officer RC

1. Please complete in block letters

NAME AND ADDRESS OF APPLICANT

MR. + MRS. C + H. WARREN
"THE HOLLIES" NORTHGATE
WEST PINCHBECK LINCS. PE11 3TB

Tel. No. 01775 640515

NAME AND ADDRESS OF AGENT
(if form completed by agent)

Tel. No. (Contact)

Please complete in block letters

FULL POSTAL ADDRESS OF THE APPLICATION SITE ADJ "THE HOLLIES"
NORTHGATE, WEST PINCHBECK SPALDING, LINCS. PE11 3TB

Please complete

APPLICATION No.

This amendment **cannot be considered** unless the relevant reference is stated

H14/0960/01 FILE COPY

Building Regulation reference relating to same development (if any)

2. Please tick **one** box only

Amendment is proposed where permission already granted — A: ✓ — or — Amendment is to a proposal currently being considered — B:

If yes, submit four forms and four plans

Please complete

I attach the necessary plans and request that the changes described below be accepted as an amendment. I understand that the Council may require a fresh application, together with fee if appropriate. If the amendment relates to a current application, I agree to an extension of the terminal date.

Signed ..... Date .....

3. Please complete in block letters

FULL DESCRIPTION OF DEVELOPMENT IN ORIGINAL APPLICATION

CHALET BUNGALOW + GARAGE

State details of amendments proposed

(Give a full detailed list of the changes, and also mark these clearly on the accompanying plans. Only the changes listed here will be considered.)

1. 2 VELUX ROOF LIGHTS TO THE NORTH ELEVATION OF THE GARAGE ROOF OVERLOOKING OPEN FIELDS
2. BRICK WALL IN LIEU OF FENCE

State drawing no's of the current submission

04/36/02 B

Has this amendment been requested by the Council? (If so, state Officer dealing with the application)

~~YES~~ / NO

Describe any part of the original development which is excluded by virtue of the amendment, and state any alteration to plot numbers

Has a similar amendment been submitted under Building Regulations? ~~YES~~ / NO

Application Amendments

Application: H14/0960/01

Location: The Hollies'
Northgate
West Pinchbeck

Postcode: House Number:

Amendment: 1 Date: 12-04-2005

Type: POS Post-Decision

Sub-Type:

Description: 1) 2 Velux roof lights to the north elevation of the garage roof overlooking open fields. 2) Brick wall in lieu of fence

Long Description:

Agent: A48 Des'n: Mark Dennis
Name: Mark Dennis
Address: Architectural Services
6 Tulip Fields
Whaplode Spalding
Lincs PE12 6US
Post Code: E-Mail:
Tel: 01406 371123 / 07 Fax:
Ref:

Yes OK?

Mr. Richard Cowell
South Holland District Council
Council Ofices
Priory Road
Spalding
Lincs. PE11 2XE

Mr. &Mrs. C. Warren
The Hollies
Northgate
West Pinchbeck
Spalding
Lincs. PE11 3TB

12- April –2005.

Discription: Proposed chalet bungalow & garage.
(Outline permission H14/0960/01)

Location: The Hollies
Northgate
West Pinchbeck

Application no: H14/0796/04

SOUTH HOLLAND CUSTOMER SERVICES
RECEIVED
13 APR 2005
BY
CS

Dear Sir

Request to planning amendment

1). 2 Velux roof lights to the north elevation of the garage roof overlooking open fields. SIZE OF EACH VELUX [illegible] prefered 1st or [illegible] 2nd

2). East boundry single brick wall (instead of close boarded wooden fence) with supporting brick pillars in Falstaff Antique Bricks approx. 2mtrs. high starting from South front boundry 5 mtrs. in and running the full depth of the property from South to North.
Reason for this request is that neighbours have three dogs, 1 cat, two very noisy children and several cars parked in the small front garden.

Hoping this meets with your approval.

Plans enclosed.

Yours sincerely

C. Warren

AWNING BLINDS

The external VELUX Awning blind provides effective protection against the heat of the sun, while allowing a pleasant diffused light into the room (fabric 5060 and 6060).

The blind is easily installed while standing inside and discreetly rolls under the top casing when not in use. The fabric is made of weather resistant material. MAL is supplied complete with cord control.





Grey



Black Net



Stripes

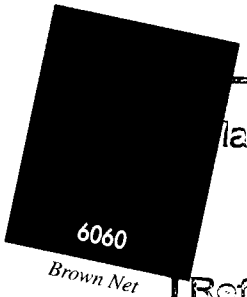

Brown Net

SHDC
Planning & Development
12 APR 2005
Ref: 0960/01

Prices incl. VAT, 01.03.2003.

AWNING BLINDS	*Window Size Ref:*	C02/4	F06	M04/6/8	P10	S06	U04/8
	Previous size codes in brackets	(102/4) (6/9)	(206) (5)	(304/6/8) (1/2)	(410) (3)	(606) (4)	(804/8) (7/8)
MAL	*Cord operated*	63.00	70.00	79.00	87.00	96.00	107.00

PURCHASING YOUR VELUX BLINDS

Step 1. **CHECK YOUR WINDOW CODE**

Every VELUX Roof Window carries a unique data plate that details the type and size of the window (see diagram).
Check your window's type and size. No measurements are needed.

Step 2. **CHECK YOUR BLIND CODE**

After you have chosen your blind type you need to establish its code. (Please refer to the easy reference table on the opposite page.)
The colour code is detailed on or beneath the swatch.

Step 3. **PURCHASE YOUR VELUX BLIND**

Take the details of your window codes and blind codes to your local VELUX stockist. Details of your nearest blinds retailer or any further information you require can be obtained by calling VELUX direct.

VELUX also manufacture Insect Screens and Roller Shutters. For further information please contact VELUX Blinds Customer Services.







WINDOW CODES						BLIND CODES						
WINDOW TYPE			WINDOW SIZE			BLIND TYPE			BLIND COLOUR			
G	G	L	S	0	6	D	K	L	0	8	5	5
OR G	G	L	6	0	6	D	K	L	0	8	5	5
OR G	G	L	–	–	4	D	K	L	0	8	5	5

The four figure number on or beneath the fabric swatch is the code for the blind colour/design.

THE RIGHT BLIND CODE FOR YOUR VELUX WINDOW

DATA PLATE
This specifies both the window model and size. In these examples the model is GGL, however, the size code varies depending on the age of your window – e.g. S06, 606 or 4.

ORDERING BLINDS FOR WHITE POLYURETHANE GGU OR GPU ROOF WINDOWS

VELUX GGU and GPU, white polyurethane finish roof windows require different fixings for blinds. To find out the correct ordering code for your chosen blinds please contact VELUX Blinds Customer Services.

All blinds arrive complete with an aluminium fascia (which hides the blind when not in use) and all the fitments that you will require for easy installation – which will only take minutes.

▼ *Order Code*	*Window Type* ▶	GGL	GHL	GPL	GDL
ROLLER BLINDS					
RNL	Order RNL Roller blinds for these windows	●	●	●	●
SIESTA BLACKOUT BLINDS					
DKL	Order DKL Siesta blinds for these windows	●	●	●	●
DGL	Order DGL Remote Control Siesta blinds for these windows	●	●	●	●
PLEATED BLINDS					
FHL	Order FHL Pleated blinds for these windows	●	●	●	●
FPL	Order FPL supplementary Pleated blinds for these windows	●	●	●	●
VENETIAN BLINDS					
PAL	Order PAL Venetian blinds for these windows	●	●	●	●
▲ *Order Code*	*Window Type* ▶	GGL	GHL	GPL	GDL

Mr. Richard Cowell

TRADE PRICE LIST 1st JANUARY 2005

Mrs. C. + M. Warren
O.P. H14/0960/01

2nd. 1st choice X



Page 3

CENTRE-PIVOT	▼ Delivery	C02	C04	F06	M04	M06	M08	P10	S06	U04	◄SIZE CODE
		55 x 78	55 x 98	66 x 118	78 x 98	78 x 118	78 x 140	94 x 160	114 x 118	134 x 98	
GGL 3000 Pine, Standard Glazing	2 Days	**120.43**	**134.02**	**161.23**	**153.03**	**173.14**	**187.80**	**229.03**	**208.86**	**215.33**	
GGL 3073 Pine, PROTEC-STAR Glazing	2 Days	**157.56**	**173.86**	**207.95**	**198.30**	**220.78**	**243.67**	**297.73**	**272.08**	**281.49**	
GGU 0059 White Polyurethane, THERMO-STAR Glazing	2 Days	**161.96**	**170.24**	**201.03**	**194.68**	**211.41**	**236.34**		**262.60**		
GGU 0034 White Polyurethane, Obscure Glazing	2 Days	**169.33**	**172.05**	**200.12**	**194.68**	**212.80**	**235.43**		**259.89**		
GGU 0073 White Polyurethane, PROTEC-STAR Glazing	2 Days	**200.83**	**212.80**	**253.55**	**246.30**	**269.19**	**303.35**		**337.76**		

Page 5

TOP-HUNG	▼ Delivery	C04	F06	M04	M06	M08	P10	S06	U04	◄SIZE CODE
GPL 3059 Pine, THERMO-STAR Glazing	2 Days/				268.84	**292.22**	405.06	367.14		
GPL 3073 Pine, PROTEC-STAR Glazing	2 Days/				311.49	**338.58**	472.44	452.81		
GPL M08 and P10 are Emergency Escape/Access. GPL M06 and S06 are Emergency Escape only.										
GPU 0059 White Polyurethane, THERMO-STAR Glazing	2 Days		**270.75**		**286.14**	**307.88**		**329.61**		
GPU 0034 White Polyurethane, Obscure Glazing	7 Days		**265.32**		**274.37**	**301.53**		**322.36**		
GPU 0073 White Polyurethane, PROTEC-STAR Glazing	7 Days		**335.94**		**348.63**	**380.32**		**431.03**		
GPU M08 is Emergency Escape/Access. GPU F06, M06 and S06 are Emergency Escape only.										
GHL 3059 Pine, THERMO-STAR Glazing	2 Days	**187.45**	**214.61**	**206.45**	**227.29**	**244.49**		**261.70**		
GHL 3073 Pine, PROTEC-STAR Glazing	2 Days	**224.57**	**259.89**	**249.92**	**271.89**	**305.16**		**329.61**		

*Special Springs must be specified at time of ordering top-hung windows for roof pitches 55° to 75°.

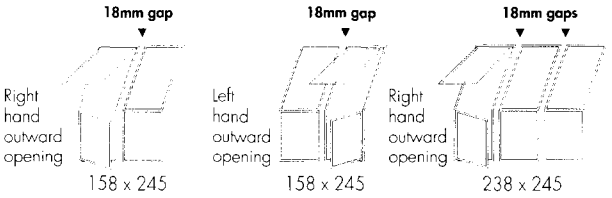

Page 7

ROOF TERRACE SYSTEM	▼ Delivery	M08	M08	M08	◄SIZE CODE
GEL SE0L221 Terrace Package + Flashing for SLATE up to 8mm thick	7 Days	**3,179.54**			
GEL SE0W223 Terrace Package + Flashing for TILES up to 120mm in profile	7 Days	**3,179.54**			
GEL SE0L222 Terrace Package + Flashing for SLATE up to 8mm thick	7 Days		**3,179.54**		
GEL SE0W224 Terrace Package + Flashing for TILES up to 120mm in profile	7 Days		**3,179.54**		
GEL SE0L321 Terrace Package + Flashing for SLATE up to 8mm thick	7 Days			**4,920.69**	
GEL SE0W323 Terrace Package + Flashing for TILES up to 120mm in profile	7 Days			**4,920.69**	

Packages include: Left or right opening base element, top-hung GEL pine window, PROTEC-STAR glazing, flashings, EBY adjustable trimmer and rail support.

N.B. The Roof Terrace System requires additional work to create an external balcony area (i.e. external railings and weatherings).

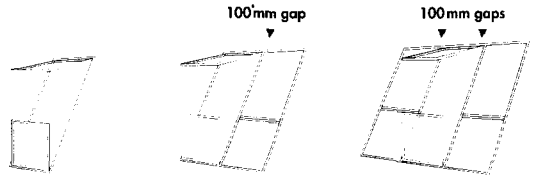

Page 7

CABRIO BALCONY SYSTEM	▼ Delivery	P19	P19	P19	◄SIZE CODE
GDL SD0L1 Cabrio + Flashing for SLATE up to 8mm thick	2 Days	**1681.15**			
GDL SD0W1 Cabrio + Flashing for TILE up to 120mm in profile	2 Days	**1704.93**			
GDL SK0L221 Cabrio + 1xGPL & 1xGIL. Flashing for SLATE up to 8mm thick	7 Days		**2504.85**		
GDL SK0W222 Cabrio + 1xGPL & 1xGIL. Flashing for TILE up to 120mm in profile	7 Days		**2554.25**		
GDL SK0L321 Cabrio + 2xGPL & 2xGIL. Flashing for SLATE up to 8mm thick	7 Days			**3305.33**	
GDL SK0W321 Cabrio + 2xGPL & 2xGIL. Flashing for TILE up to 120mm in profile	7 Days			**3379.43**	

Packages include: Single Cabrio pine roof window with one or two side units (GPL top and GIL base), PROTEC-STAR glazing and suitable flashings.

ALL PRICES EXCLUDE VAT. 01.01.2005 All measurements are external frame size (nominal w x h) cm. ▼ DELIVERY TIME is in working days from receipt of order at VELUX. Available on request.