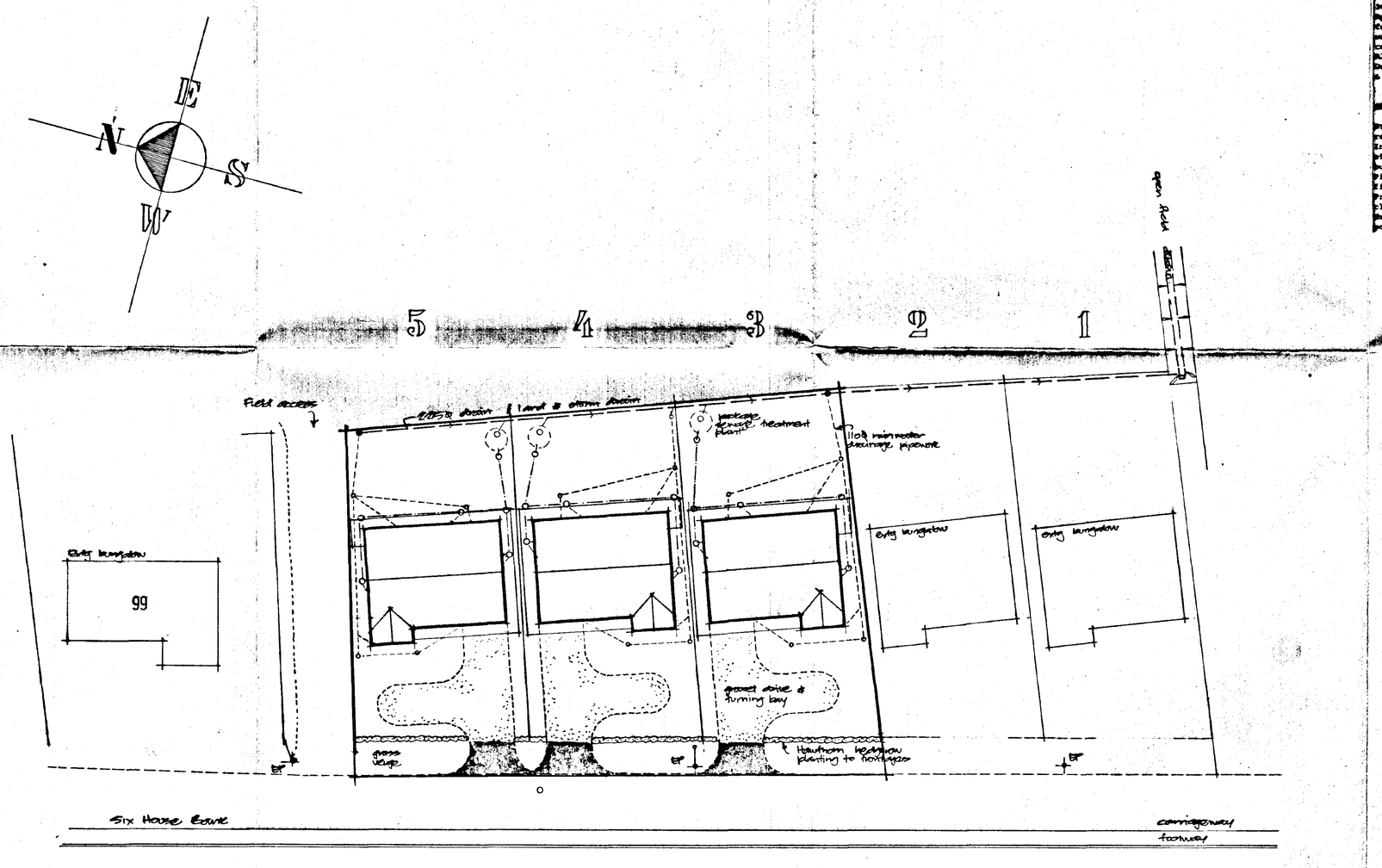

B L O C K P L A N 1 : 250

[illegible]

Driveway and turning area to be constructed in minimum 150mm thickness thoroughly compacted hardcore bed with 50mm thickness layer of 20mm nominal single sized washed beach shingle contained with 150mm x 50mm precast concrete edgings bedded and haunched with C20 concrete or equal

Vehicular access to be 3.0 metres wide with 3.0 metre bitmac entrance strip abutting existing highway. First 6 metres at maximum gradient of 1:20.

Crossover construction to be in accordance with Lincolnshire County Council Highways Department Specification and comprising:
25mm thickness 6mm nominal dense BITMAC wearing course
50mm thickness 20mm nominal BITMAC basecourse
300mm finished thickness non-frost susceptible crushed rock DoT Type 1
TERRAM 1000 geotextile membrane below

LANDSCAPING

Landscaping to be limited to frontage hedgerow planting to match existing previously developed plots (plots 1 & 2) and comprise:

Thoroughly prepare the planting area and enrich with fibrous compost material.
Plant in 2no staggered rows CRATAEGUS MONOGYNA (Common Hawthorn) height 45cm - 60cm and spaced 300mm apart in rows 300mm apart.
Apply proprietary slow release granular fertiliser to the planting area and protect with 1 metre wide black PVC mulch mat to control weeds.
All planting to be in accordance with SHDC Guidance Notes and British Standards 4428:1989 & amendment 1: 1991

[illegible] - LAND DRAIN

Storm drainage / land drainage pipe laid to rear of plots as recommended by Black Sluice Internal Drainage Board to take the treated effluent discharge and storm water from the bungalows.
Pipe to fall towards and discharge to existing field drain as previously indicated.
Provide inspection chambers to storm drain for cleansing and inspection as indicated on drawing at head of drain and at intermediate position.

SOUTH HOLLAND DC
HOUSING & PLANNING
29 SEP 1999
Ref: 0980/99

DETERMINED PLAN

DRAWING TO BE READ IN CONJUNCTION WITH THE SEPARATE BUILDING REGULATIONS SPECIFICATION NOTES DOCUMENT

ALL DIMENSIONS TO BE CHECKED ON SITE BY BUILDER AND UNDER NO CIRCUMSTANCES SHALL GIVEN DIMENSIONS BE USED FOR TENDER OR ORDERING PURPOSES WITHOUT VERIFICATION FROM SITE MEASUREMENT

THIS DRAWING IS THE COPYRIGHT OF L. A. BUILDING DESIGN AND MAY NOT BE COPIED OR REPRODUCED IN ANY FORM WITHOUT EXPRESS CONSENT

L. A. BUILDING DESIGN
Architectural and Surveying Practice
65 Hannam Boulevard
Spalding
Lincolnshire
PE11 1LB
Tel/Fax (01775) 711437

Peter S. Lithgow MCIOB MBIAT
Member of the Chartered Institute of Building and
Member of the British Institute of Architectural Technologists

Project
PROPOSED NEW BUNGALOW WITH GARAGE
BUILDING PLOT
SIX HOUSE BANK
WEST PINCHBECK
SPALDING
LINCOLNSHIRE

Client
MR M YOULD

Drawing
BLOCK PLAN
LANDSCAPING AND SITE DEVELOPMENT WORKS

Scale
1:250

Date
JUN 99

Dwg no
9/10

Rev no revisions

E L E V A T I O N S



FRONT

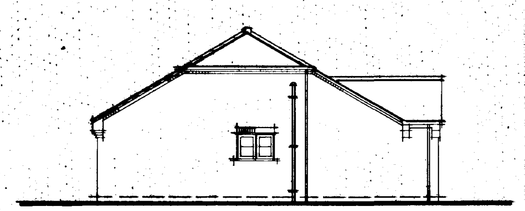

SIDE

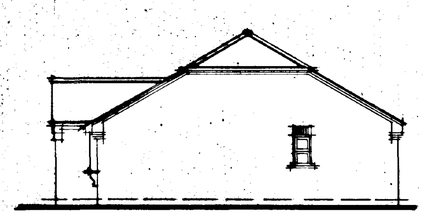

SIDE

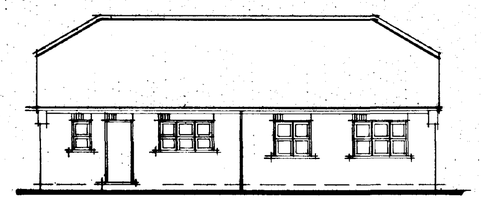

REAR

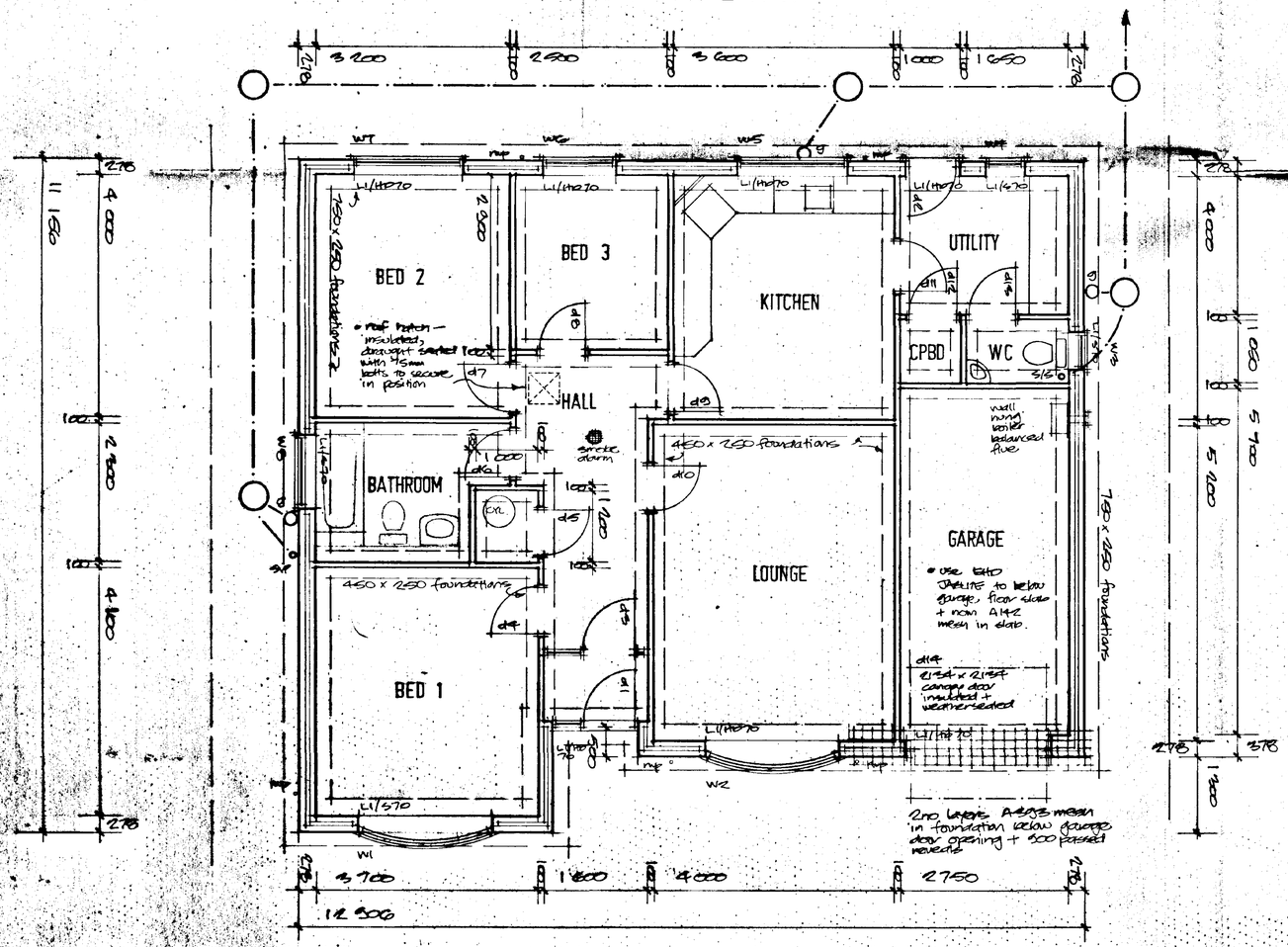

FLOOR LAYOUT PLAN

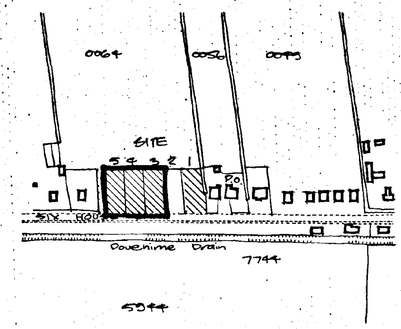

PLOT 4
OPPOSITE HAND

TYPICAL

BLOCK PLAN 1 200

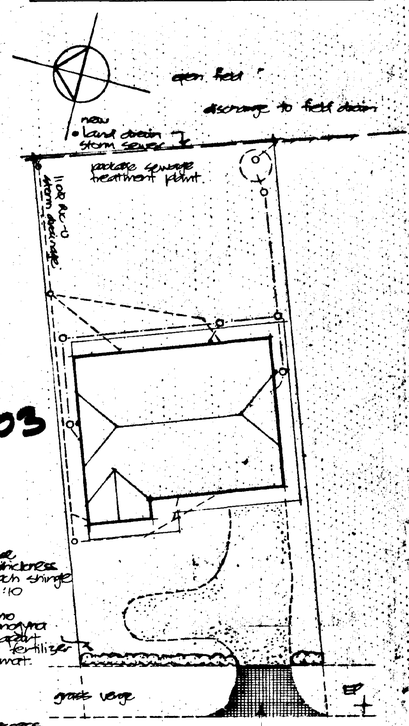

SEE DRG Nº 98/10/03

ROOF TILES: Redland Stonewold or Sandtoft Calderdale Slate - Grey
BRICK: Butterley Bungiley Red Rustic
WINDOWS: White PVC-U double glazed
GUTTERING + DOWN PIPES: White half round PVC-U.

Driveway + forecourt area to be macadam bed with 50mm thickness 20mm single size washed beach shingle with maximum gradient of 1:10

Frontage hedge planting in 6no staggered rows Cotoneaster monogyna @ 45 - 60cm spaced 300mm apart rows 300 apart. Slow release fertilizer + black PVC 1m wide mulch mat.

6.4 metre wide vehicular access with 3.0m kerbline strip abutting busy highway. First 6 metres at max gradient 1:20
Cross over construction to be in accordance with LCC Highways specification comprising:
340mm finished thickness when - frost susceptible overlain rock DOT Type 1 TERRAM 1000 Geotextile below.
500mm Layer 100mm nom BITMAC basecourse.
125mm thickness 6mm nom size dense BITMAC wearing course

B Building Regs. certificate notes + amended dr. letter PSA/SEC/CBE dated 28/7/99 Aug 99 Mar 00

A Turning bay + verge cross over construction still awaited to accord with LCC Highways requirements

NOTES TO BE READ IN CONJUNCTION WITH THE SUPPLEMENTARY BUILDING REGULATIONS SPECIFICATION NOTES DOCUMENT

ALL DIMENSIONS TO BE CHECKED ON SITE BY BUILDER AND NOTED NO CIRCUMSTANCES SHALL GIVEN DIMENSIONS BE USED FOR TENDER OR ORDERING PURPOSES WITHOUT VERIFICATION FROM SITE MEASUREMENT

THIS DRAWING IS THE COPYRIGHT OF L A BUILDING DESIGN AND MAY NOT BE COPIED OR REPRODUCED IN ANY FORM WITHOUT EXPRESS CONSENT

L. A. BUILDING DESIGN
Architectural and Surveying Practice
86 Hannam Boulevard
Spalding
Lincolnshire
PE11 1LE
Telephone (01775) 711457
Peter S. Lillycrop MCIOB MRIAT
Member of the Chartered Institute of Building and Member of the British Institute of Architectural Technologists

PROPOSED NEW BUNGALOW WITH GARAGE
BUILDING PLOT
6x HOUSE BANK
WEST PINCHBECK
SPALDING
LINCOLNSHIRE

for Mr YOULD

GENERAL ARRANGEMENT - PLAN, SECTION AND ELEVATIONS FOR LOCAL AUTHORITY SUBMISSION

Scale 1:100, 1:200
Date Jan 98
Job No 970
Drawing No A 5

SOUTH HOLLAND DC
HOUSING & PLANNING
25 OCT 1999
Ref: 0980/99

AMENDED PLAN
Ref.

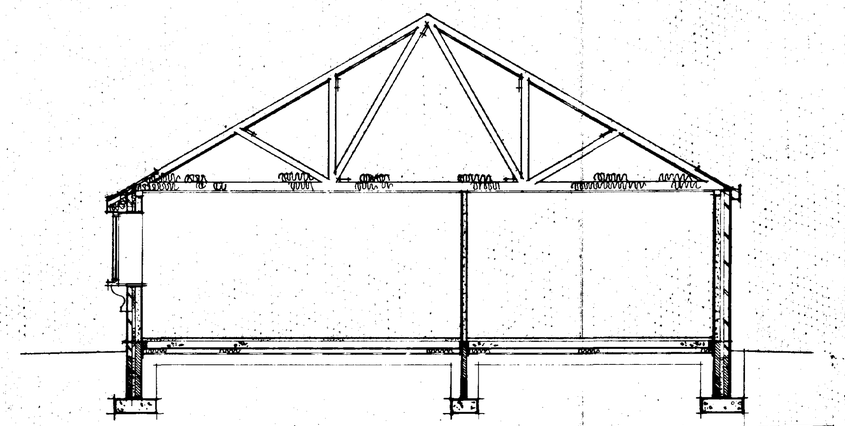

SECTION

E L E V A T I O N S

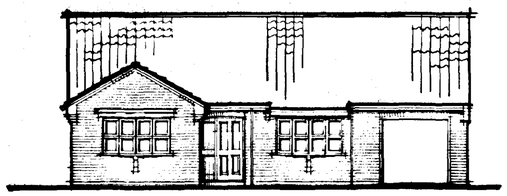

FRONT

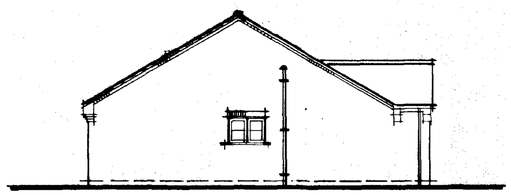

SIDE

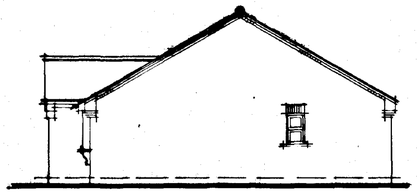

SIDE

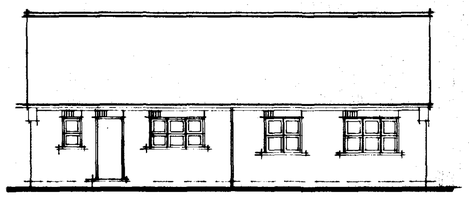

REAR

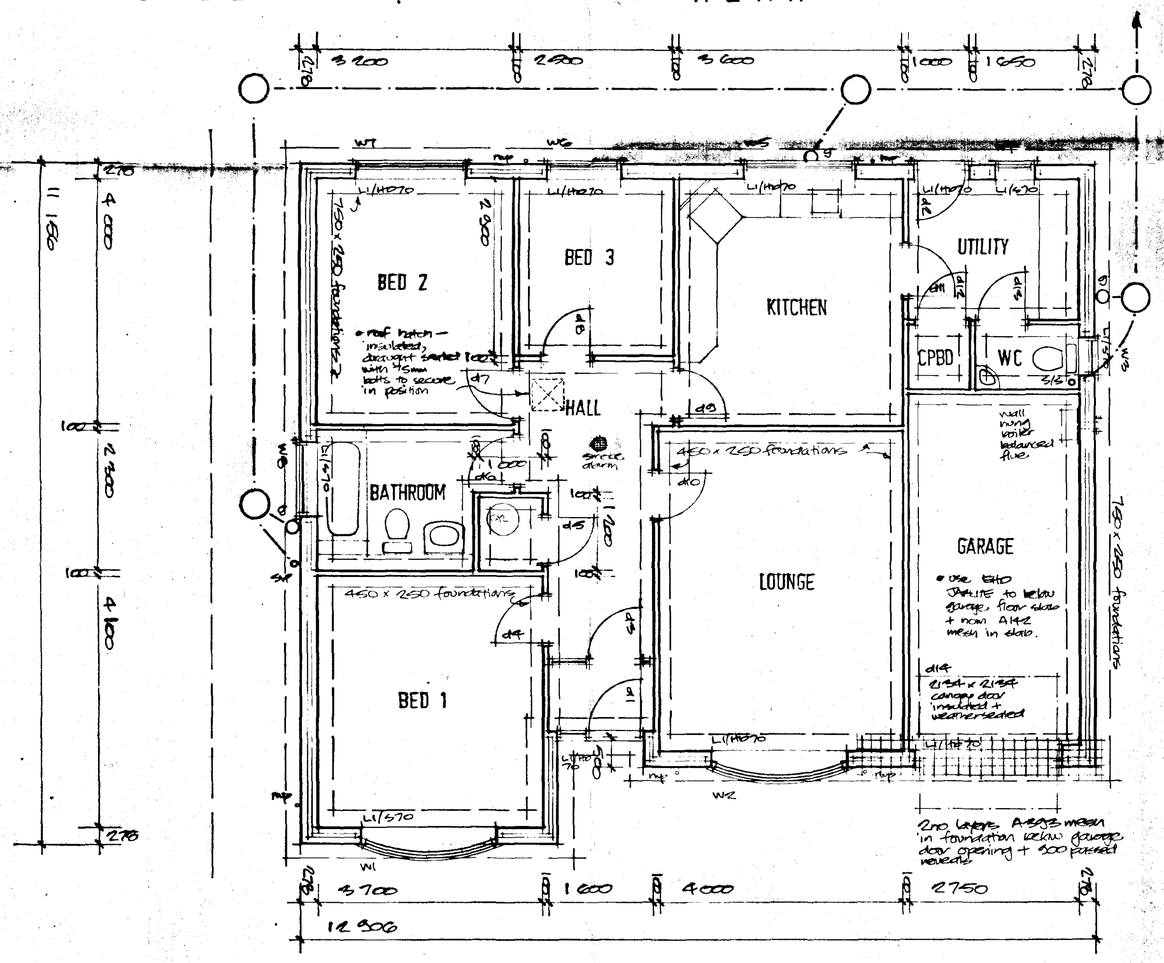

FLOOR LAYOUT PLAN

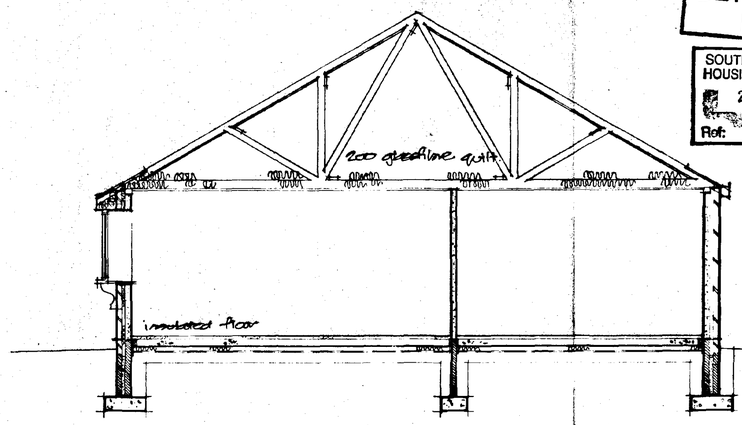

SECTION

HANDING OF DWELLING AS SHOWN ON BLOCK PLAN

PLOT 5 AS DRAWING

PLOTS 3 & 4 OPPOSITE TO DRAWING

DETERMINED PLAN

SOUTH HOLLAND DC HOUSING & PLANNING
29 SEP 1999
Ref: 0980/99

DRAWING TO BE READ IN CONJUNCTION WITH THE SEPARATE BUILDING REGULATIONS SPECIFICATION NOTES DOCUMENT

ALL DIMENSIONS TO BE CHECKED ON SITE BY BUILDER AND UNDER NO CIRCUMSTANCES SHALL GIVEN DIMENSIONS BE USED FOR TENDER OR ORDERING PURPOSES WITHOUT VERIFICATION FROM SITE MEASUREMENT

THIS DRAWING IS THE COPYRIGHT OF L. A. BUILDING DESIGN AND MAY NOT BE COPIED OR REPRODUCED IN ANY FORM WITHOUT EXPRESS CONSENT

L. A. BUILDING DESIGN
Architectural and Surveying Practice
55 Hannam Boulevard
Spalding
Lincolnshire
PE11 1LB
Tel/Fax (01775) 711437

Peter S. Lithgow MCIOB MBIAT
Member of the Chartered Institute of Building and Member of the British Institute of Architectural Technologists

Project
PROPOSED NEW BUNGALOW WITH GARAGE
BUILDING PLOT
SIX HOUSE BANK
WEST PINCHBECK
SPALDING
LINCOLNSHIRE

Client
MR M YOULD

Drawing
GENERAL ARRANGEMENT - PLAN, SECTION AND ELEVATIONS FOR LOCAL AUTHORITY SUBMISSION

Scale
1:50, 1:100, 1:200

Date
JAN 98

Dr no
98/10

Rev no revisions