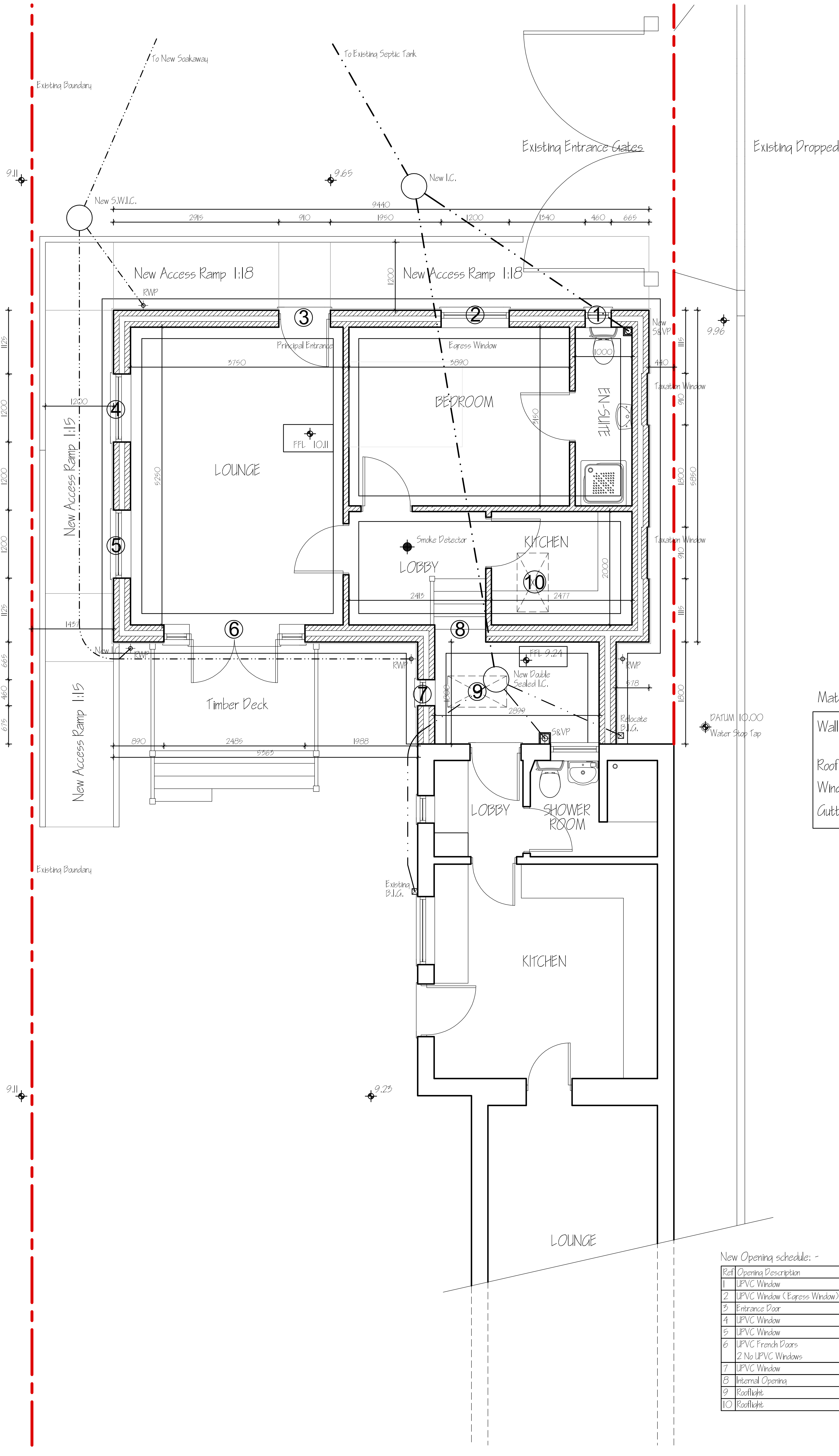
Existing Boundary
To New Soakaway
To Existing Septic Tank
Existing Entrance Gates
Existing Dropped Kerb
New S.W.I.C.
New I.C.
9.11
9.65
9.96
9.23
New Access Ramp 1:18
New Access Ramp 1:15
RWP
Principal Entrance
Egress Window
LOUNGE
BEDROOM
EN-SUITE
FFL 10.11
Smoke Detector
LOBBY
KITCHEN
Taxation Window
New S&VP
Timber Deck
New Double Sealed I.C.
FFL 9.24
S&VP
Relocate B.I.G.
DATUM 10.00
Water Stop Tap
SHOWER ROOM
Existing B.I.G.
1
2
3
4
5
6
7
8
9
10
9440
5850
6850
5250
3750
3890
3150
2415
2477
2000
2899
1800
1200
1125
1115
910
460
665
675
2915
1950
1340
1437
890
2485
5363
1988

GROUND FLOOR PLAN

Materials Schedule

Walls:	Below DPC - Fairfaced Brickwork Above DPC - Sand & Cement Render
Roof:	Pantiles
Windows:	White UPVC To Match Existing
Gutters & Downpipes:	White UPVC To Match Existing

SANDTOFT COUNTRY SINGLE PANTILE - NATURAL RED

New Opening schedule: -

Ref	Opening Description	Opening Size	Lintel Type	Lintel Length
1	UPVC Window	460w x 1050h	Keystone S/ K-90	900mm
2	UPVC Window (Egress Window)	1200w x 1200h	Keystone HD/ K-90	1500mm
3	Entrance Door	910w x 2100h	Keystone HD/ K-90	1350mm
4	UPVC Window	1200w x 2100h	Keystone HD/ K-90	1000mm
5	UPVC Window	1200w x 2100h	Keystone HD/ K-90	1350mm
6	UPVC French Doors 2 No UPVC Windows	1585w x 2100h 450w x 2100h	Keystone HD/ K-90	2850mm
7	UPVC Window	460w x 900h	Keystone S/ K-90	900mm
8	Internal Opening	900w x 2345h	Keystone HD/ K-90	1200mm
9	Rooflight	550w x 1198h	Part Of Roof Structure	N/ A
10	Rooflight	550w x 1198h	Part Of Roof Structure	N/ A

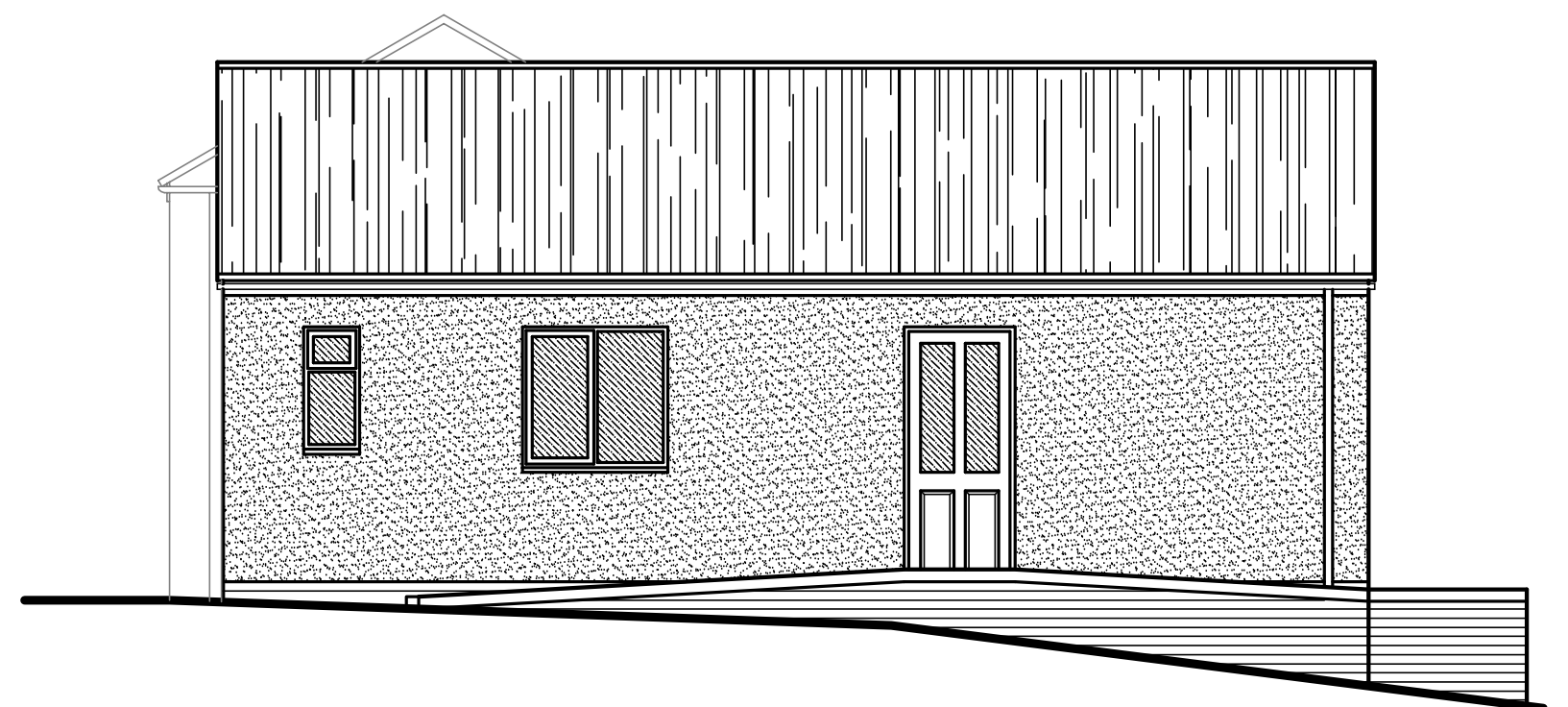

SIDE ELEVATION

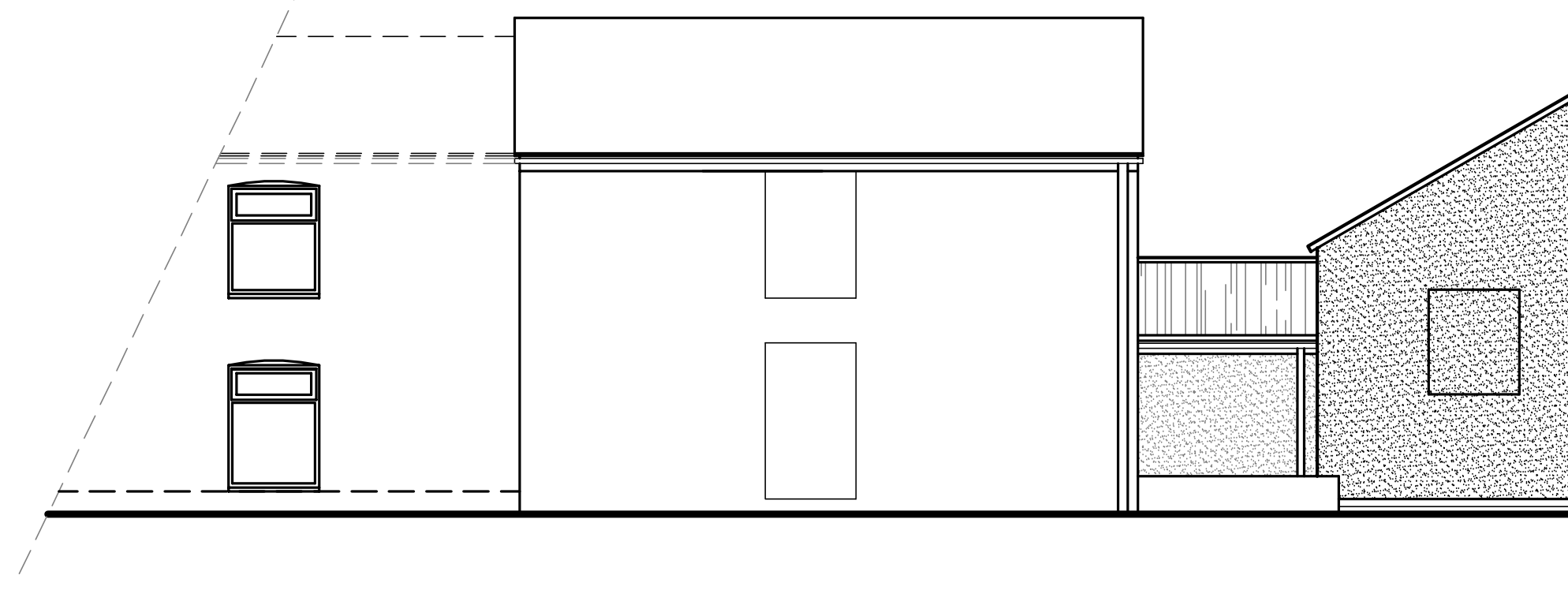

ROAD ELEVATION

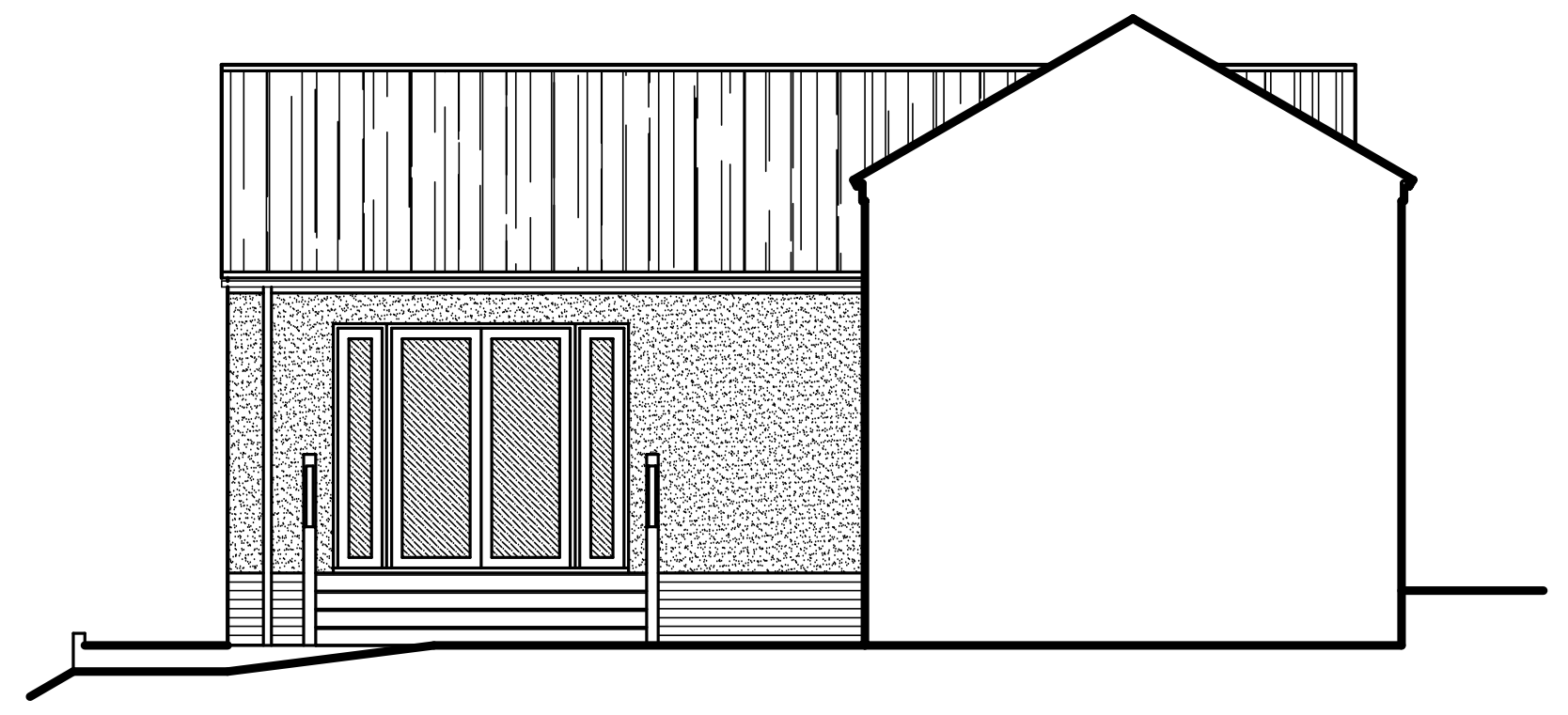

SIDE ELEVATION

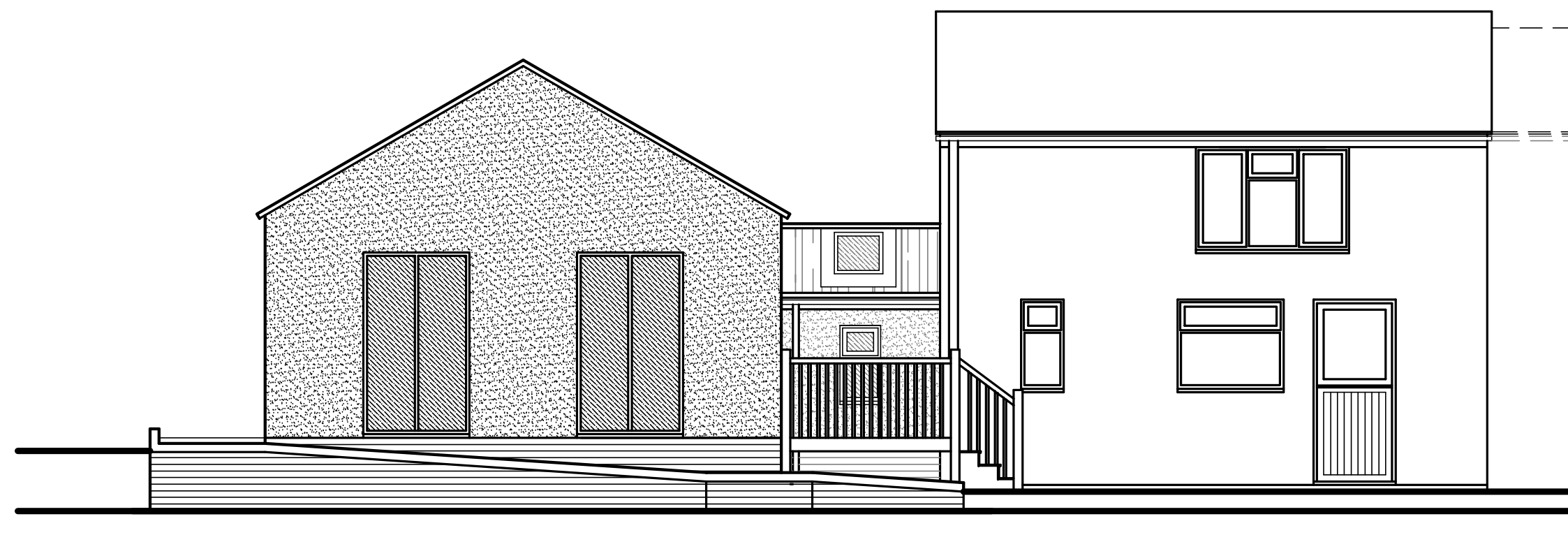

YARD ELEVATION

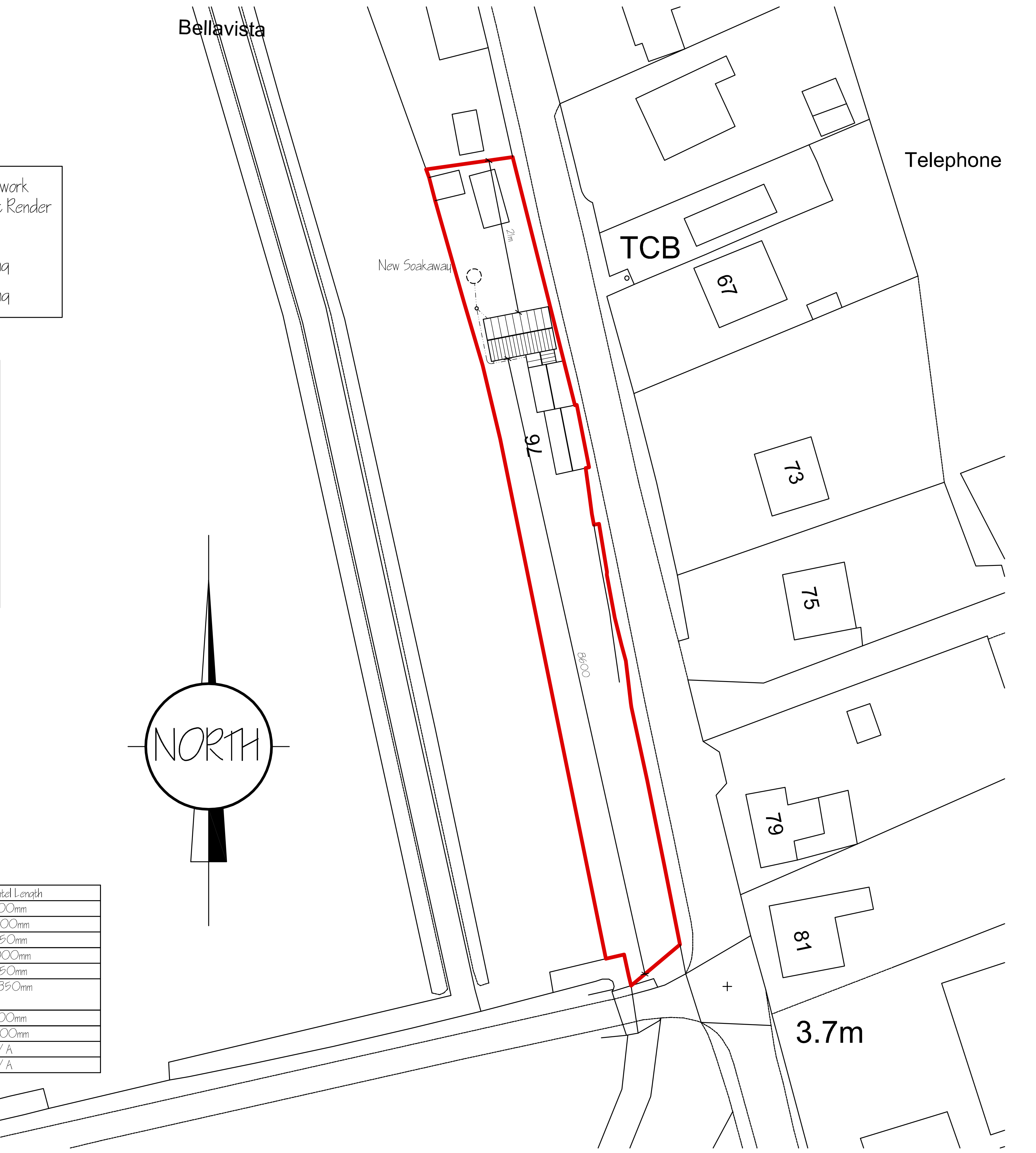
Bellavista
Telephone
TCB
New Soakaway
76
67
73
75
79
81
8600
3.7m
NORTH

Ordnance Survey (c) Crown Copyright 2014. All rights reserved. Licence number 100022432

SITE PLAN 1:500

ref:	revision	date
G	ROOF TILE ADDED - CONDITION COMPLIANCE	OCT 2016
F	BUILDING REGULATIONS APPLICATION	SEPT 2016
E	TAXATION WINDOWS ADDED - PLANNING	JULY 2016
D	EXISTING WINDOWS ADDED - PLANNING	JULY 2016
C	RENDER ADDED - CLIENT	JUNE 2016
B	CLIENT AMENDMENTS	MAY 2016
A	CLIENT AMENDMENTS	APR 2016

G. R. MERCHANT LTD.
I.ENG AMICE FIWO

ARCHITECTURAL, STRUCTURAL AND LAND DRAINAGE CONSULTANTS

4 Wrights Mews
12A Park Road, Holbeach,
Spalding, Lincs. PE12 7EE
Tel: 01406 490800
Fax: 01406 425744
E-Mail: gr.merchant@btconnect.com

Project
ALTERATIONS & EXTENSION
76 SIX HOUSE BANK
WEST PINCHBECK
SPALDING, LINCS. PE11 3QT

Client
MR & MRS J SUDDABY

Drawing
FLOOR PLANS - PROPOSED
ELEVATIONS -PROPOSED
SITE PLAN - PROPOSED

Job Ref. 2712-14	Drawing No. 11G
Date APR 2016	Drawn SLB

Scales
1:50, 1:100 (Unless Otherwise Stated)

DO NOT SCALE FROM THIS DRAWING

This drawing is copyright and may not be altered, traced, photographed or used for any other purpose other than that for which it is issued. The General Contractor is to check all dimensions on site and report any discrepancies to the Architect. All details shown on this drawing including foundations are based upon typical site conditions related to the area. No responsibility can be accepted for abnormal conditions which may be discovered during construction unless reported to the Architect so that design amendments may be considered. Site soil surveys are recommended in respect of foundations to establish specific site conditions before foundation work is undertaken. This drawing is limited in the amount of information contained and does not purport to contain a full specification of the works. It is solely for the purpose of obtaining Planning / Building Regulation approval. This drawing must not be used as a contract document alone. The works will not be supervised or inspected on site by G R Merchant or any representative thereof. It is the client or their appointed agents responsibility to control workmanship, substitution of materials, adherance to specification, variations to contract etc.All materials to be new unless otherwise stated and all components and materials etc. to be used fitted and installed etc. in strict accordance with manufacturers instruction and relevant code of practice. Materials shall conform to appropriate British standard specification or BBA certificate or European code equivalent. The Employer / Client shall ensure that the selected contractor is conversant with and adopts all measures necessary to achieve compliance with Health and Safety legislation for Building sites and Work places. The Employer / Client is advised that should the works need to comply with the Construction Design and Management Regulations an independant Planning Supervisor will be required. The works shall comprise of all that is shown on the drawing and details. Work that may not specifically be shown but may be reasonably inferred as necessary to carry out the works shall be deemed to be included. It is the plot / land owners responsibility to be aware of the Party Wall etc. Act 1996: when building in close proximity to adjoining neighbors boundaries.