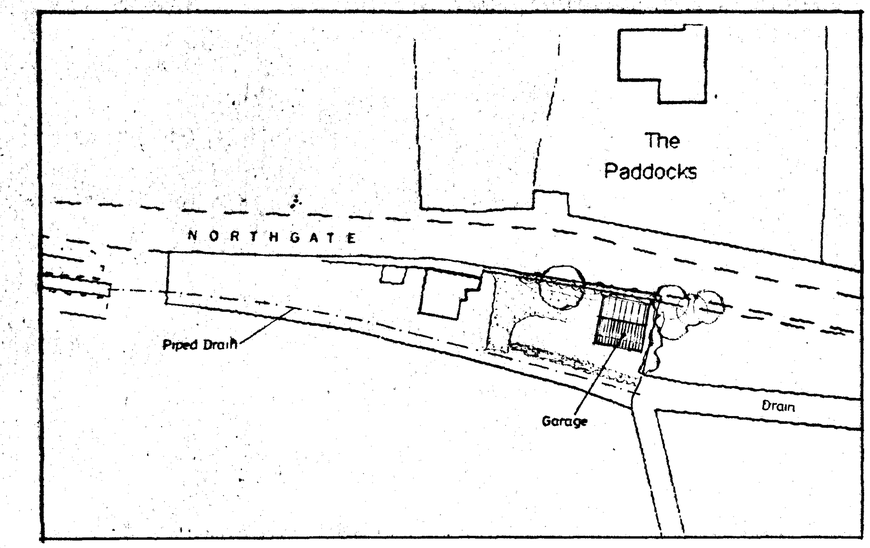

SITE PLAN
1/500

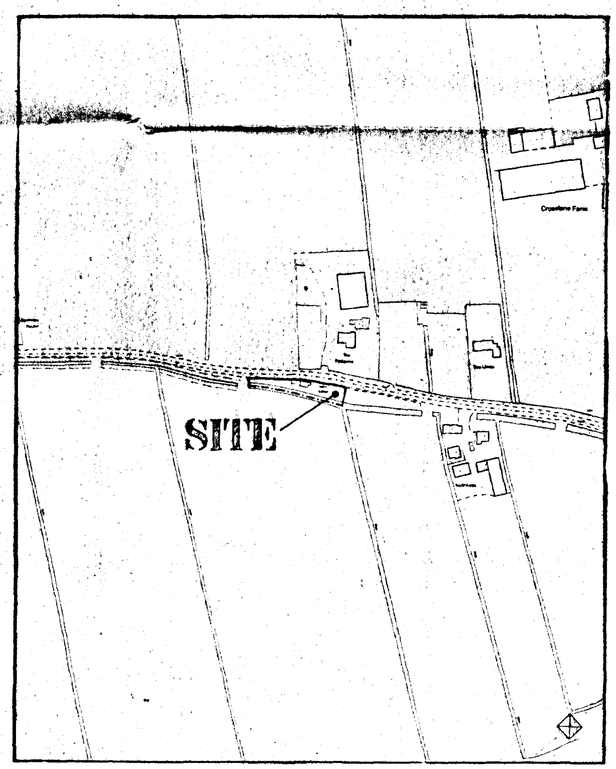

LOCATION PLAN
1/2500

NORTH

AMENDED PLAN
Ref. 1A1

SOUTH HOLLAND DC
HOUSING & PLANNING
14 NOV 2001
Ref: 1248/01

G. R. MERCHANT
I.ENG AMICE FIWO
ARCHITECTURAL, STRUCTURAL AND LAND DRAINAGE CONSULTANTS
Unit 4, Wrights Mews
18A Park Road, Holbeach,
Spalding, Lincs. PE12 7EE
Tel: 01406 426800
Fax: 01406 425744
E-Mail G. R. Merchant @ Merchant. Ftc. Do. UK

Project
GARAGE & STORE
YELLOW COTTAGE
NORTHGATE
WEST PINCHBECK

Client
D SISMEY

Drawing
SITE & LOCATION PLANS

Job Ref	Drawing No
291/01	01
Date	Drawn
JULY 2001	GRM

Scales
AS INDICATED

DO NOT SCALE FROM THIS DRAWING
This drawing is copyright and may not be altered, traced, photographed or used for any other purpose other than that for which it is issued. The General Contractor is to check all dimensions on site and report any discrepancies to the Architect. All building work and the drawings including specifications are issued upon typical site conditions related to the area. No responsibility can be accepted for site conditions which are not as detailed in this consideration unless reported to the Architect so that design amendments may be considered. Site and ground investigations are the responsibility of the Contractor or appointed sub-contractor. Before tenders are invited it is understood that this drawing is limited in the amount of information contained and does not comply with Section 1 full specification of the work is not for the purpose of obtaining Planning / Building Regulations approval. This drawing must not be used for setting out purposes. This work will not be supervised or inspected on site by G.R.Merchant or any representative thereof it is the client or their appointed agents responsibility to appoint persons to supervise the work, submit tests of materials, workmanship specifications, variations to contract etc.
All materials to be new unless otherwise stated and all components and materials etc. to be used fitted and installed etc. to strict accordance with manufacturers instructions and relevant code of practice, British standard specifications, European standard specifications or British certificates or European code equivalent. The Employer / Client shall ensure that the selected contractor is experienced with and aware of all requirements necessary to satisfy current health and safety legislation for Building sites and Work places. The Employer / Client is advised that should the project need to be notified with the Construction Design and Management Regulations an Independent Planning Supervisor will be required. The works shall comprise of all that is shown on the drawing and details. Work that may not specifically be mentioned but is clearly inferred as necessary to carry out the works shall be deemed to be included

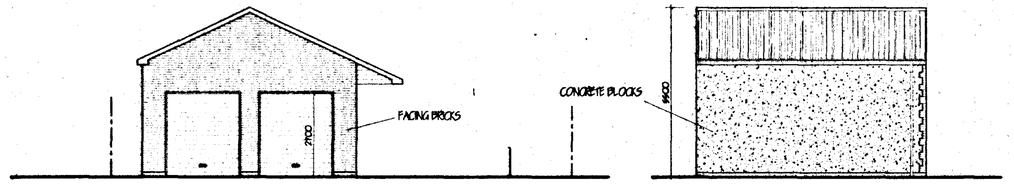

FRONT ELEVATION

SIDE ELEVATION

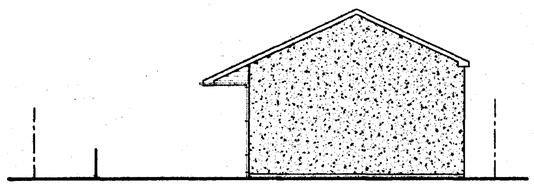

REAR ELEVATION

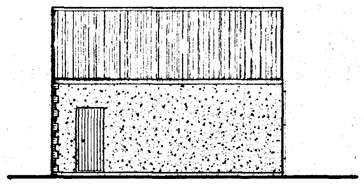

SIDE ELEVATION

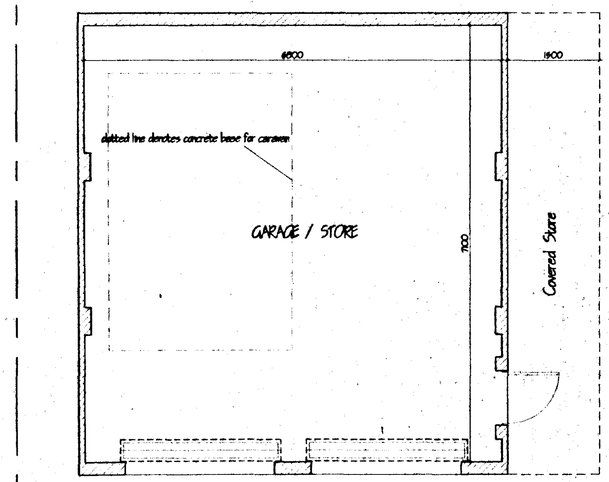

FLOOR PLAN

CENTRE LINE OF PIPED DYKE

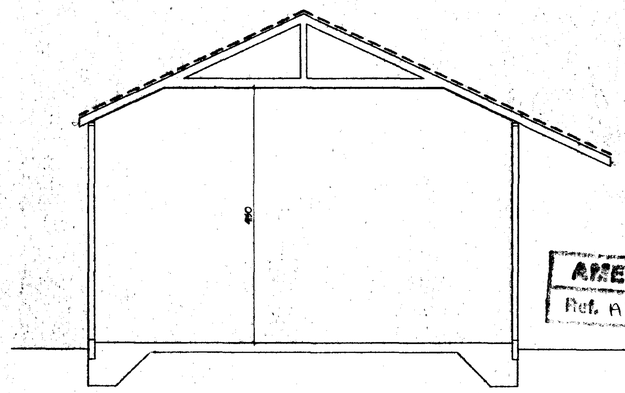

SECTION

AMENDED PLAN
Ref. A1

SOUTH HOLLAND DC
HOUSING & PLANNING
14 NOV 2001
Ref: 1248/01

ref	revision	date
A	9 ELEVATIONS SHOWN RENDERED	NOV 2001

G. R. MERCHANT BSM
I.ENG AMICE FTWO

ARCHITECTURAL, STRUCTURAL AND LAND DRAINAGE CONSULTANTS

Unit 6, Wrights Mews
124 Park Road, Holbeach,
Spalding, Lincs. PE12 7EX
Tel: 01406 426800
Fax: 01406 426744
E-Mail G. R. Merchant @ Merchant. FS. Co. UK

Project
GARAGE & STORE
YELLOW COTTAGE
NORTHGATE
WEST PINCHBECK

Client
D SISMEY

Drawing
PLANS & ELEVATIONS

Job Ref	Drawing No
291/01	02 A
Date	Drawn
AUGUST 2001	GRM

Scales
1/50 1/100

DO NOT SCALE FROM THIS DRAWING

This drawing is copyright and may not be shown, loaned, photographed or used for any other purpose other than that for which it is issued. The General Contractor is to check all dimensions on site and report any discrepancies to the Architect. All details shown on this drawing including foundations are based upon typical site conditions related to the area. Any variations may be accepted for departmental conditions which may be discovered during construction unless reported to the Architect at that design commencements may be considered. Sites and services are recommended for consent of foundations by architect/scientific site conditions before foundation work is undertaken. This drawing is limited in the amount of information contained and does not purport to contain a full specification of the works. It is solely for the purpose of obtaining/Planning / Building Regulation approval. This drawing should not be relied on / contract documents plans. The contractor will not be supervision of inspection on site by G R Merchant or any representative thereof. It is the client or their appointed agents responsibility to control construction, execution of materials, workmanship to specification, workmanship to comment on.

All materials to be new unless otherwise stated and all components and materials are to be used fitted and installed etc. in strict accordance with manufacturers instruction and relevant codes of practice. Substitutions shall confirm to appropriate British standard specification or British certificate or European code equivalent. The Employer / Client shall ensure that the selected contractor is competent, effective and adequate resources to achieve compliance with Health and Safety legislation for Building sites and Work places. The Employer / Client is advised that should the services need to remain live the Construction Design and Management Regulations may be applicable. Planning Supervisor will be notified. The works shall comprise of all that is shown on the drawing and details. Work that may be reasonably be inferred shall also be included whether or not particularly mentioned or not, but the works shall be deemed to be included.