Existing Front Elevation

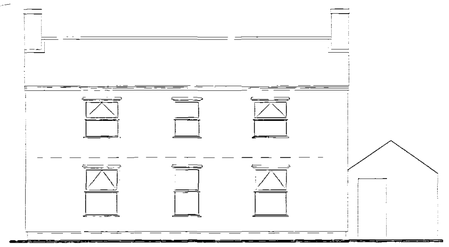

Existing Side Elevation

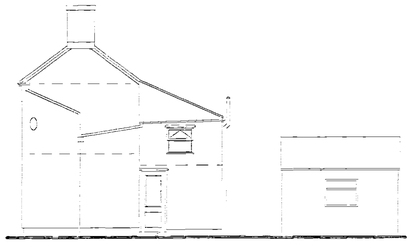

Existing Rear Elevation

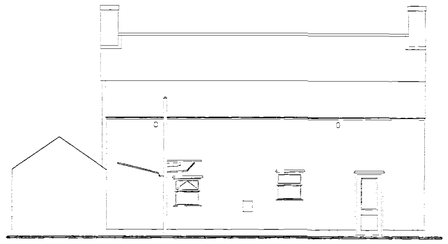

Existing Side Elevation

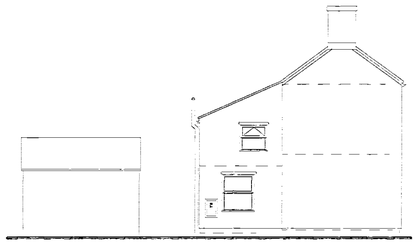

Scale : 1/100

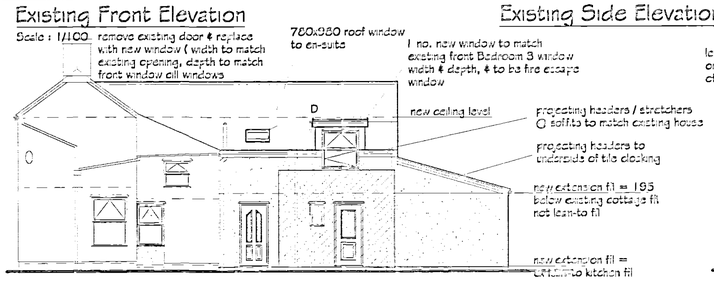

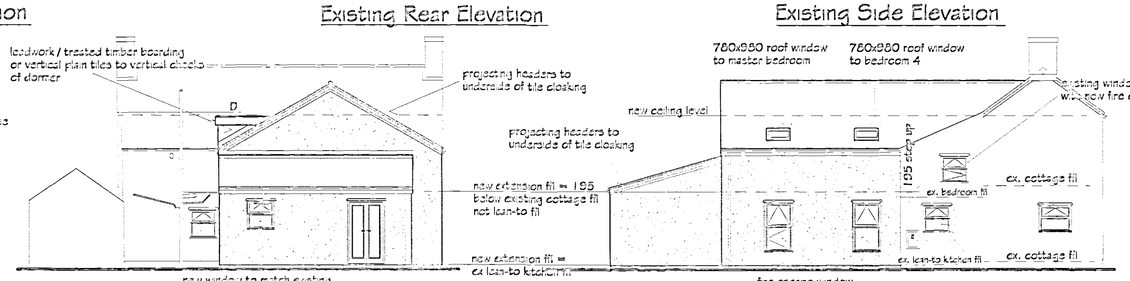

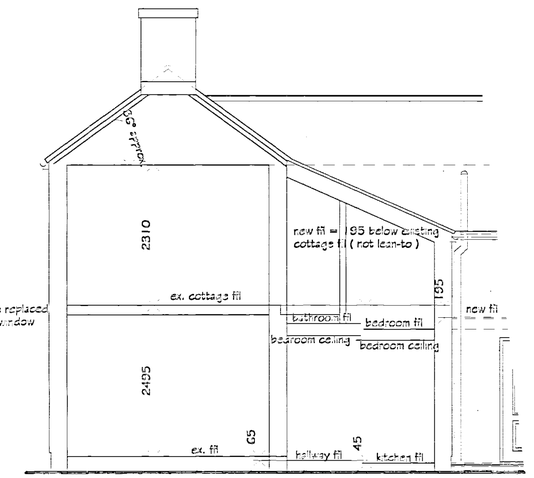

Section thro. existing

Proposed Side Elevation

all new window / door heads 2100 above fll

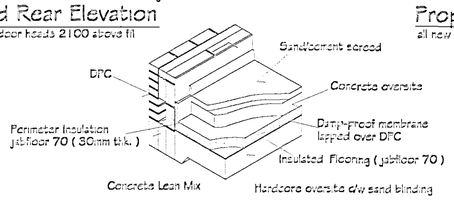

Floor Insulation below ground floor support slab

Proposed Rear Elevation

all new window / door heads 2100 above fll

Proposed Side Elevation

all new window / door heads 2100 above fll

2 no. new windows to match existing front lounge window width & depth

remove existing window & replace with new (to match existing bedroom window above to allow new kitchen base units to be fitted under, make good infill b.w. to match existing thk. render & skim

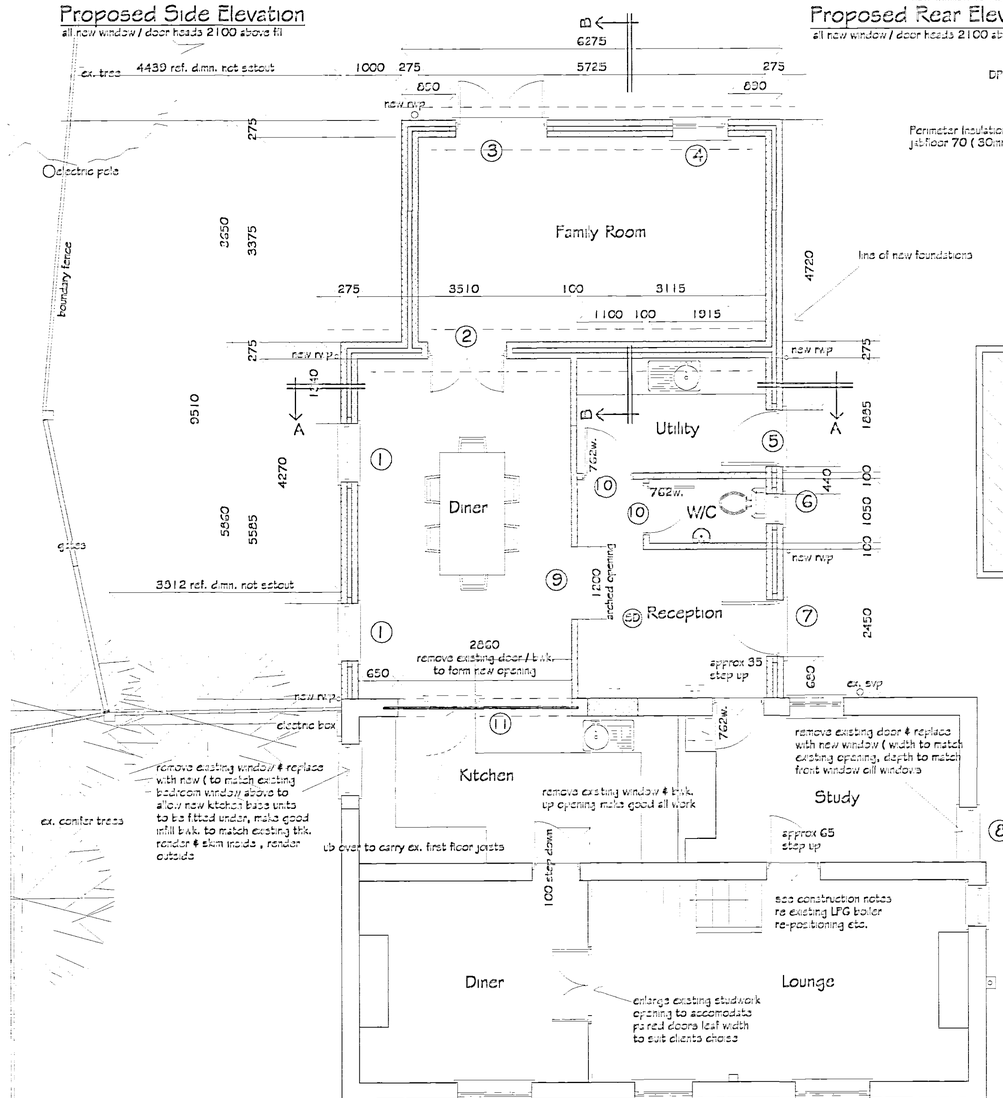

Proposed Ground Floor Plan

Scale : 1/50

proposed extension external floor area = 66m²
proposed extension internal floor area = 51m²
proposed internal perimeter of floor (not including ex. dwelling perimeter walls local to extension as per Jabite Technical) = 26m
perimeter / int. area = 26 / 51 = 0.4 therefore use Jabfloor 70 (100mm thk.) with perimeter 30mm edge strips
Site area approx. = 1.00ha.



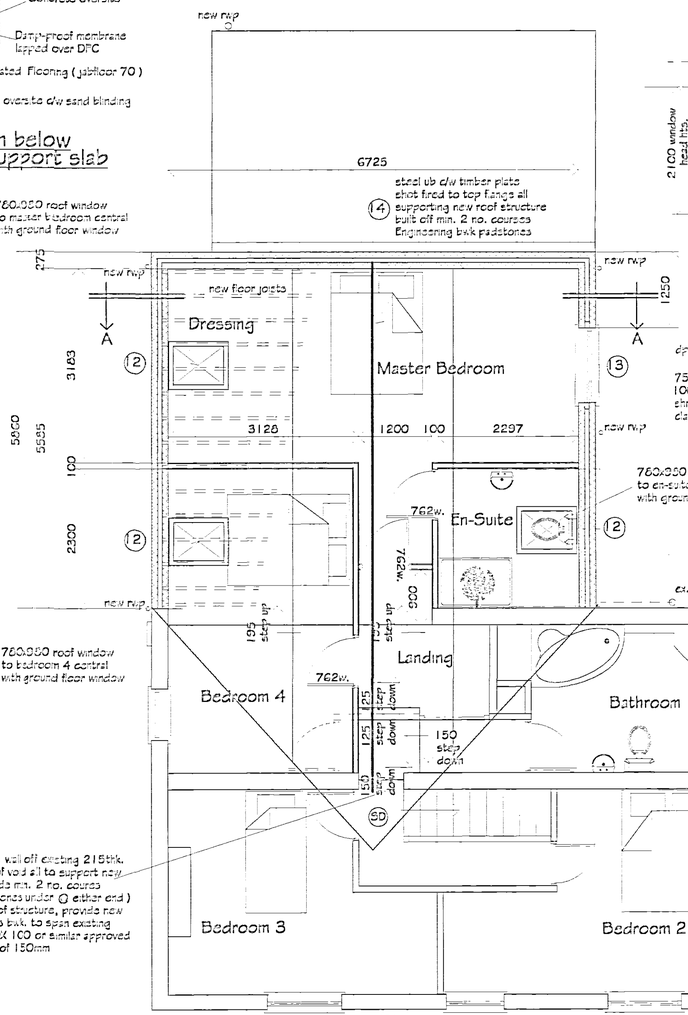

Proposed First Floor Plan

proposed extension external floor area = 43m²
proposed extension internal floor area = 38m²

(15) build new 215thk. bwk. wall off existing 215thk. bwk. wall to fill new roof void all to support new steelwork beam (provide min. 2 no. courses Engineering bwk. padstones under ⓒ either end) which supports new roof structure, provide new lintel / lintels within this bwk. to span existing opening i.e I.G. HD BOX 100 or similar approved with min. end bearings of 150mm

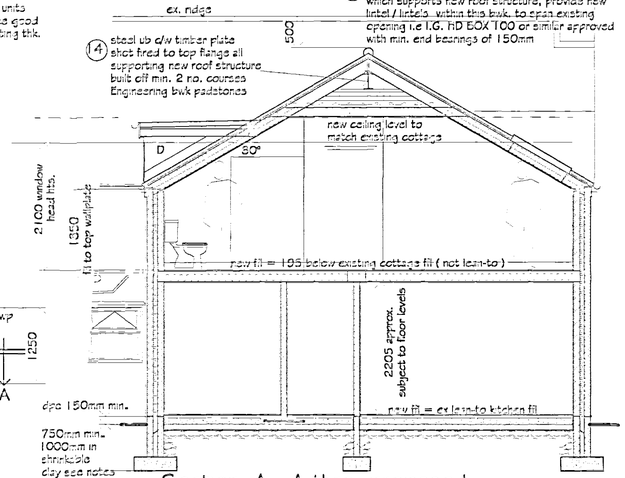

Section A - A thro. proposed

(15) build new 215thk. bwk. wall off existing 215thk. bwk. wall to fill new roof void all to support new steelwork beam (provide min. 2 no. courses Engineering bwk. padstones under ⓒ either end) which supports new roof structure, provide new lintel / lintels within this bwk. to span existing opening i.e I.G. HD BOX 100 or similar approved with min. end bearings of 150mm

D	Revised to suit Planning comments i.e. catslide roof now flat	mjw	5/4/06
C	Revised to suit Building Regs submission	mjw	21/3/06
B	Revised to suit SHDC Pre - Planning Application comments 16.2.06	mjw	7/2/06
A	Revised to suit clients comments	mjw	13/12/05
	REVISIONS	BY	DATE

SHDC PLANNING & DEVELOPMENT - 5 APR 2006 Ref. 0264/06

DRAWN	MJW	DATE	16/11/05
SCALE	1/50 1/100	CHECKED	

CLIENT Mr. N. Debney & Ms A. Harris
Cottage Stables
Town Drove
Quadring
Spalding
Lincs PE11 4PU

DETERMINED PLAN

PROJECT
Proposed two storey rear extension to existing dwelling

AMENDED PLAN

DETAILS
Ref. A1
Proposed / Existing Floor Plans

Malcolm Watson
architectural - detailing services
Residential - Commercial - Industrial - Agricultural
Planning & Building Regulations Submissions
13 Wimberley Way, Pinchbeck, Spalding, Lincs. PE11 3RY.
Tel / Fax : 01775 767650
email : mjw.13@btinternet.com

BUILDING CONTROL Approved

DRWG No. 138/1/2005 D

This drawing to be read in conjunction with 138/2/2005