

Existing Front Elevation

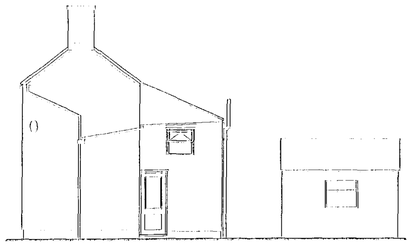

Existing Side Elevation

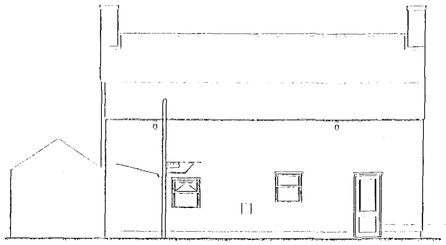

Existing Rear Elevation

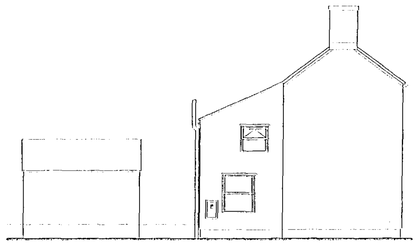

Existing Side Elevation

Scale : 1/100

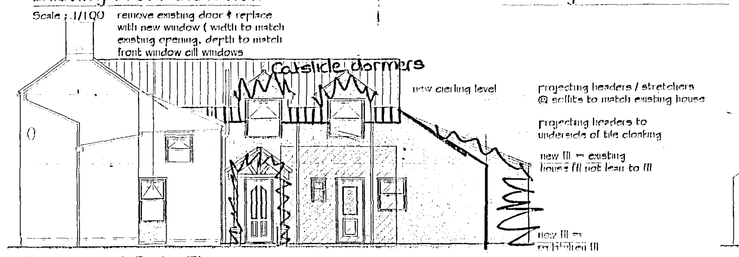

Proposed Side Elevation

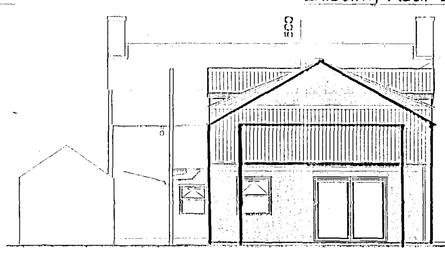

Proposed Rear Elevation

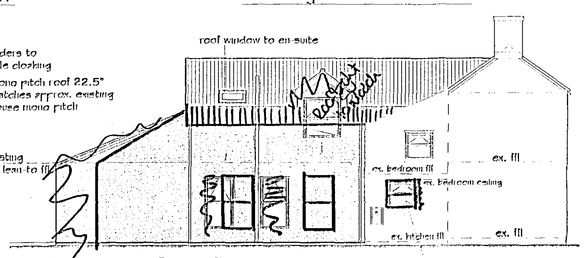

Proposed Side Elevation

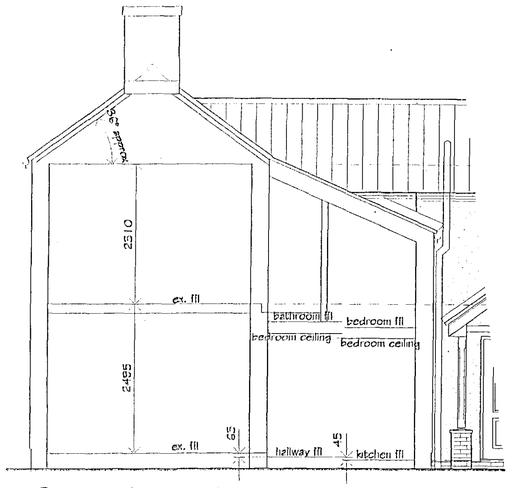

Section thro. existing

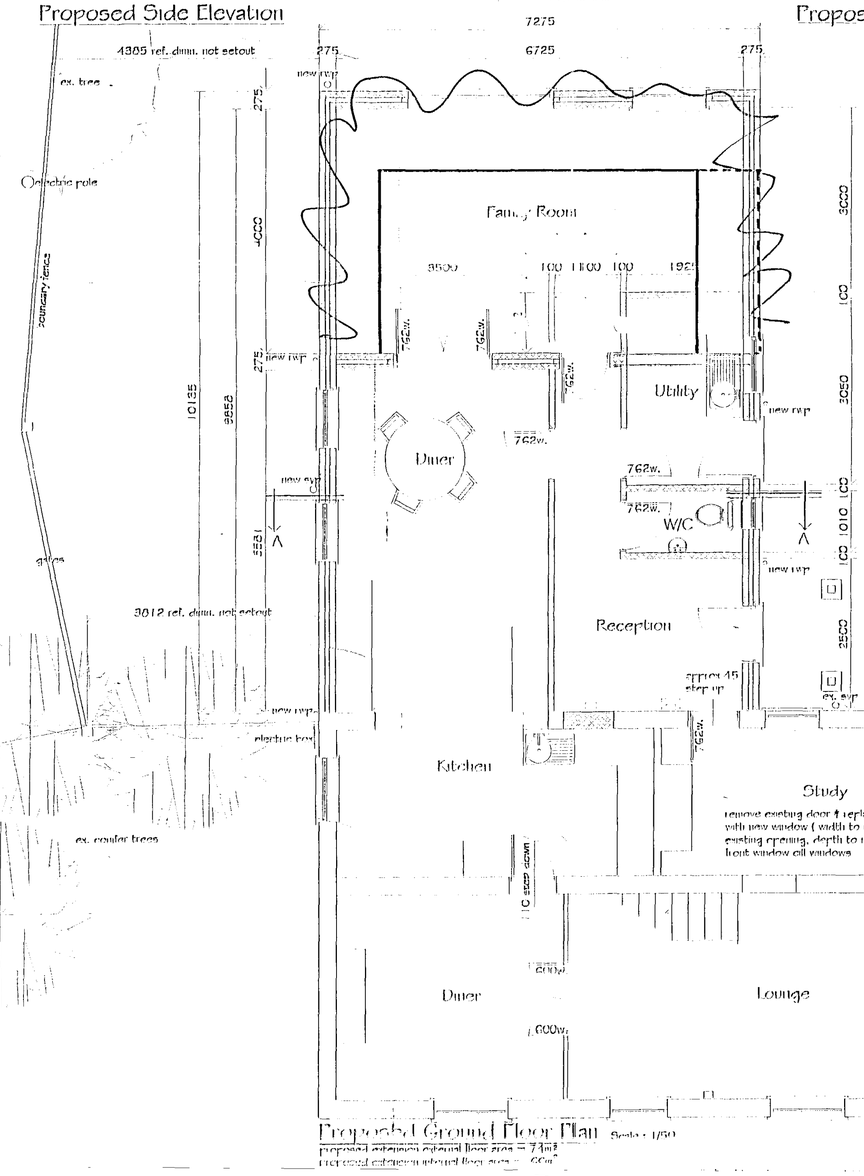

Proposed Ground Floor Plan Scale : 1/50

proposed extension internal floor area = 74m²
proposed extension internal floor area = 66m²

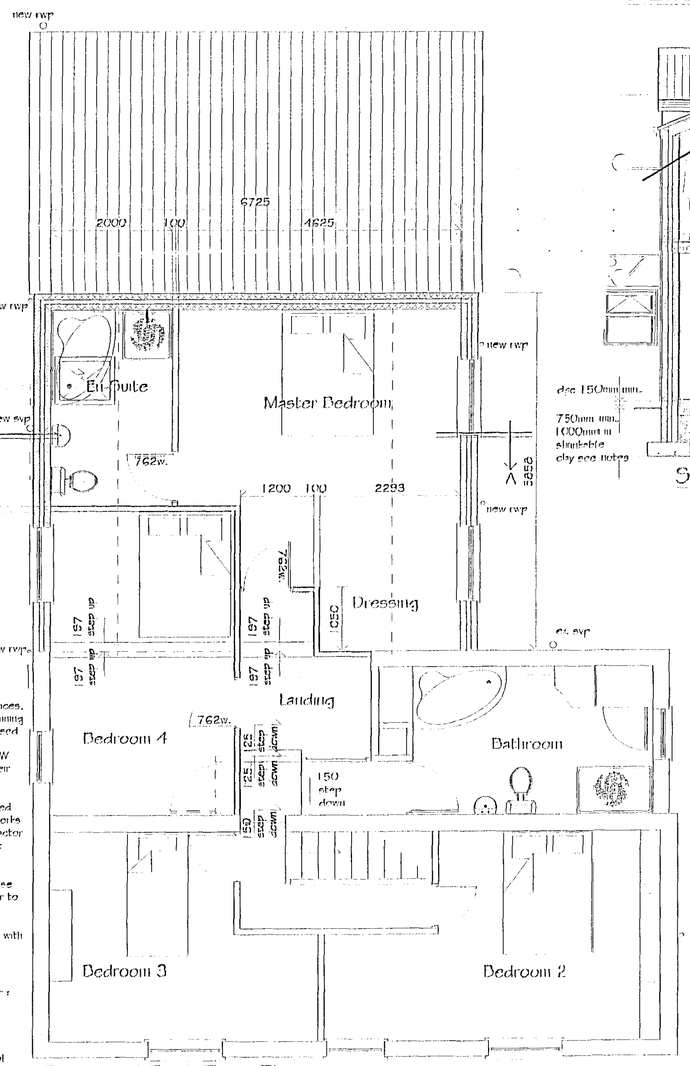

Proposed First Floor Plan

proposed extension internal floor area = 43m²

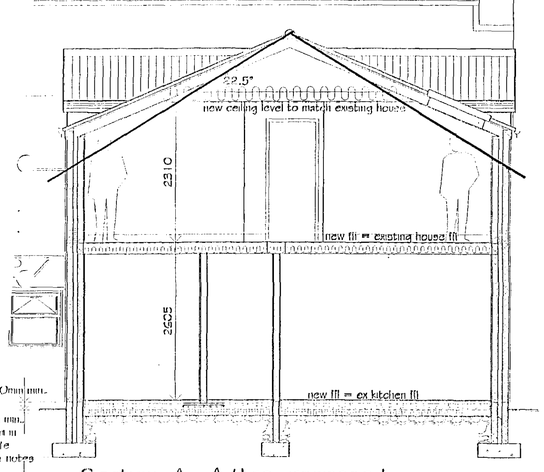

Section A - A thro. proposed

GENERAL NOTES
Copies of drawing 1361/2005 must not be taken,traced or altered for any purpose other than that for which it is issued without written permission of MW Architectural - Detailing Services. The drawing is produced only for the purpose of obtaining Planning Permission & does not contain a full specification for the proposed works & must not be used as a contract document alone. The proposed work will not be supervised / inspected on site by MW Architectural / Detailing Services & it therefore the client or their appointed Builder / Contractor responsibility to control workmanship / materials / specification & any variations to the contract. All measurements on this drawing are not to be scaled for construction / ordering purposes, dimn's & set out of the works as shown on the drawing to be checked by the Builder / Contractor prior to the commencement of work & any discrepancies report immediately. The actual position of existing gas / electric underground service pipes / cables, surface water pipes / soakaways are not known / shown the actual positions of all these apparatus must be established by the Builder / Contractor prior to commencement of or during any work

HEALTH & SAFETY
The client is to ensure that the appointed contractor is familiar with & complies with Health & Safety for Building Sites & Work Places.

PITCHED ROOF :
Concrete interlocking roof tiles to match existing type & colour : Lindum / Std. Pattern (min. pitch 22.5°)

NEW WINDOWS / DOORS:
Pvcu white frames c/w double glazed 'K' glass sealed units

EXTERNAL RENDERED BLOCKWORK :
Rendered blockwork to BS 5262 Code of Practice for External Renderings to all new elevations painted : cream to match existing

B	Revised to suit SHDC Planning comments	mjw	7/2/06
A	Revised to suit clients comments	mjw	13/12/05

REVISIONS		BY	DATE
DRAWN	MJW	DATE	16/11/05
SCALE	1/50 1/100	CHECKED	

CLIENT Mr. N. Dobney & Ms A. Harris
Cottage Stables
Town Drove
Quadring
Spalding
Lincs PE11 4EW

PROJECT
Proposed two storey side extension to existing dwelling

DETAILS
Proposed Existing Floor Plans

PRELIMINARY not approved by shdc planning / building control

mjw 7/2/06

Malcolm Watson
architectural - detailing services
Residential - Commercial - Industrial - Agricultural
Planning & Building Regulations Submissions
13 Wimbersley Way, Fleckbeck, Spalding, Lincs. PE11 3RY.
Tel / Fax : 01775 767650
email : mjw.13@btinternet.com

BUILDING CONTROL
Passed