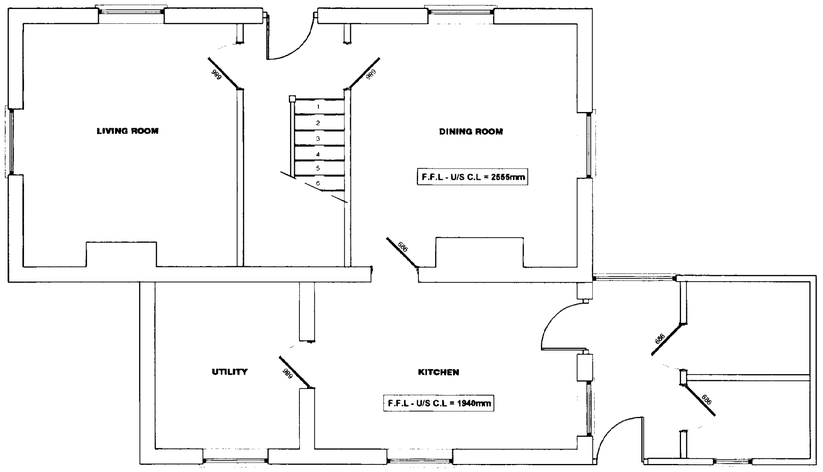

EXISTING GROUND FLOOR PLAN
Scale 1:50

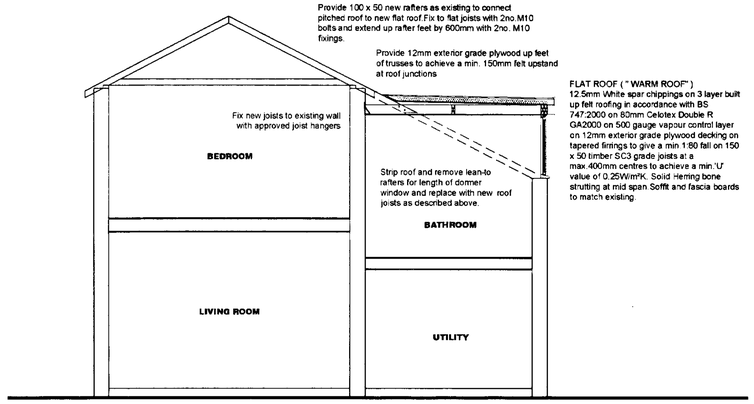

PROPOSED SECTION
Scale 1:50

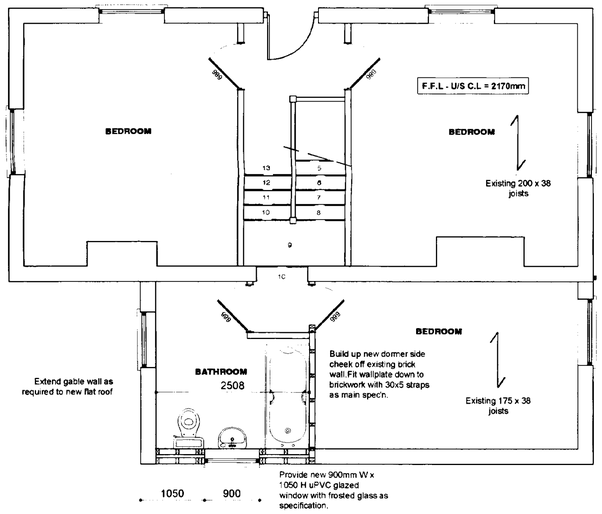

EXISTING / PROPOSED FIRST FLOOR PLAN
Scale 1:50

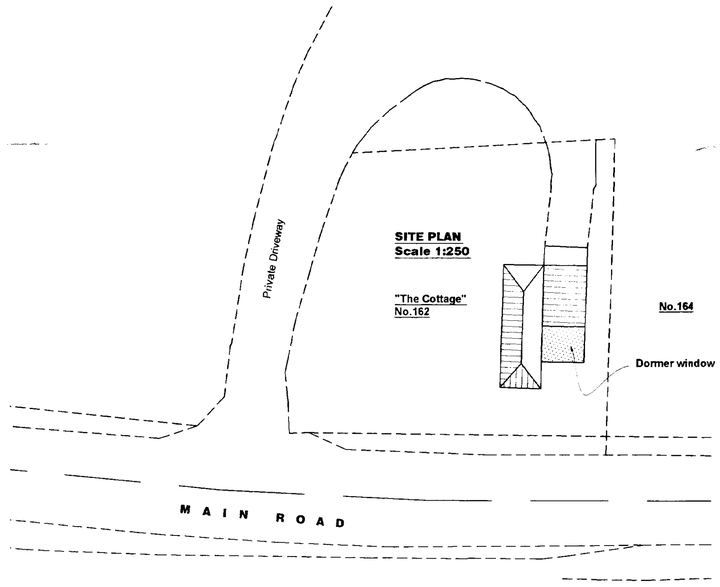



PROPOSED FRONT (ROAD) ELEVATION
Scale 1:50

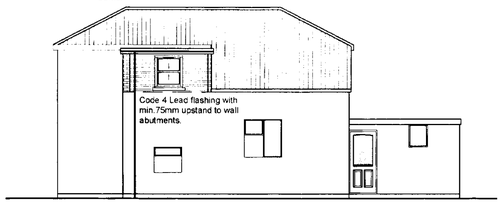

PROPOSED SIDE ELEVATION
Scale 1:50

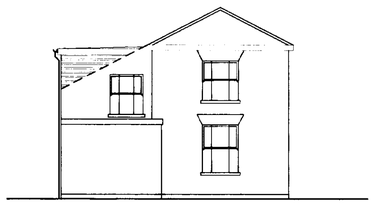

PROPOSED REAR ELEVATION
Scale 1:100

FOUNDATIONS
Existing Foundations to be exposed and to the satisfaction of the L.A Building Inspector.

WINDOWS
All windows to be White uPVC double glazed to match existing with 8000mm² trickle ventilators all in accordance with clients requirements.Opening vents to give $\frac{1}{20}$th of floor area rapid ventilation to all rooms.All glazing to meet the requirements of section N of the Building Regulations and BS6206 class B.All double glazed units to be installed in accordance with BS 6262 and to have a 16mm Air gap with a Low 'E' glass inner pane to achieve a min 'U' value of 2.0 w/m²K.Note all windows to have a perimeter weatherseal both internally and externally.Provide frosted glass to all bathroom and En-suite windows.

TIMBER WALLPLATES
All timber wallplates supporting roof joists to be 100mm x 50mm bedded on top of wall.Timber to be SC3 grade.Provide anchor straps as described in notes elsewhere.

LATERAL RESTRAINT STRAPS
Tie roof structure to blockwork wall with 30X5 galvanised mild steel straps at max 1.8m ctrs where rafters and ceiling joists run parallel to blockwork walls.Also fit at max 1.8m ctrs to anchor wallplate to blockwork wall with min 3no. fixings per strap.

RAINWATER DRAINAGE
White uPVC guttering and downpipes to clients approval.Falls for guttering to be 1:600 and brackets fixed at max. 2m ctrs.Downpipes to be connected into underground drains via reducing adapter.Underground drains to be 110mm Ø Osma uPVC or similar approved with flexible joints laid on 100mm peagravel and min 150mm surrounds laid to 1:100 falls to new soakaway.Soakaway specification detailed elsewhere.

CEILINGS
All ceilings to be 12.7mm plasterboard to BS1230.
Ceilings to be have Coving and an Artex finish to clients requirements.Plasterboard sheets to be fixed with joints staggered and must be layed perpendicular to all joist runs.Fix boards at a min.150mm centres.

SMOKE ALARMS
To be self contained,interconnected and wired to a separately fused circuit with a battery back up.Smoke alarms to be fitted to wside of plasterboard ceiling to the ground floor max 7m from the kitchen / lounge and to be max. 3m from any bedroom door. All alarms to be strictly in accordance with BS 5446 and to be wired that when one alarm is triggered all alarms are activated.

NOGGINGS
Fix 38x38mm timber noggings to all potential loose plasterboard ceiling edges and light fittings.Position of light fittings to be advised by client on site.

INTERNAL JOINERY ,SKIRTING & ARCHITRAVES
All internal finished timbor to be free from all defects and to clients approval prior to ordering any materials.

ELECTRICAL INSTALLATION
To be in strict accordance with the latest I.E.E Regulations and Engineer to advise if any appliance or position of appliance does not conform to regulations. Contractor to seek advice from Client with regard to lighting requirements.

SHDC
Planning & Development
- 4 JUN 2003
Ref 7/1/03

DETERMINED
PLAN

REV DESCRIPT.ON:

GENERAL CONDITIONS
Contractors are resonsible for checking all dimensions on site whom work commences and before ordering any materials.Any discrepancies should be brought to the attention of the Client for remedial action before commencing further.

All details shown are based on typical site conditions for that area, any abnormal conditions should be brought to the attention of the Client and Local Authority.

The notes shown are mainly to cover the requirements of Building Regulations and should not be treated as full specification.

No allowance has been made for any Structural Calculations,a "SAP" calculation, Soil Investigation or Flood Risk Assessment.If deemed necessary then these will be a chargeable extra.All steel beam sizes shown on drawing are all subject to confirmation from Structural Engineer.

All materials not specified to be of a standard suitable for the work proposed and be fit for purpose. All work to be in

remway design
Plans drawn for: Local Authority - Planning permission & Building Control.
3, Rembrandt Way
Spalding
Lincs
PE11 3HX
Tel: 07815 112068
Fax: 01775 769 921
e-mail: jason@remwaydesign.co.uk

Project:
Proposed Dormer Roof
Conversion to existing Bathroom

Client:
Mr K Casswell
"The Cottage"
162, Main Road
Quadring
PE11 4PT