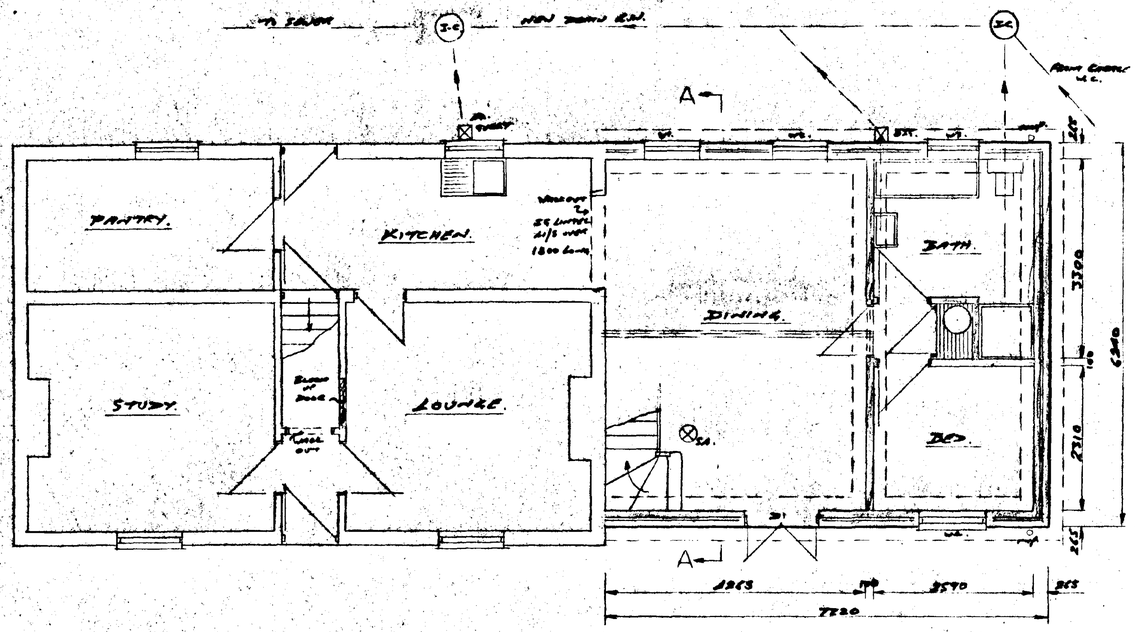

F.C.I.Beam:- To be clad to give min. half hour fire resistance and to seat on two courses blue brick padstones.[see Stuctural Egineers calcs.]

Lintel Schedule:-

D1	D2	IG	Lintel	L/S x	2700 Long.
D3	"	"	"	x	1200 "
W1	"	"	"	X	1500 "
W2	"	"	"	x	1000 "

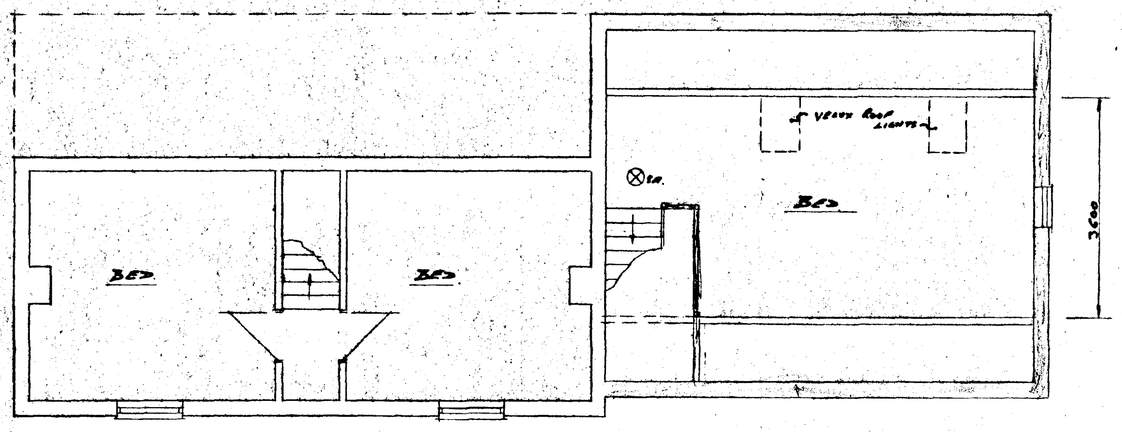

S.A.-Self contained smoke alarm on own circuit at distribution board. Interlocked.

GLAZING :- To comply with approved document N & BS 6206. i.e. Safety glass to all window areas below 800 from floor level, and to all door and side panel areas below 1500 from floor level.

STUD WALLS:- 50 x 100 studwork, clad both sides with 10 plasterboard & skim, infill with 100 fibreglass.

Double floor joists bolted together under stud walls running parallel with floor joists, & also under area of bath.

ROOF:- Pitch 45 deg.
Clad with Red Clay Pantiles to match existing roof, on 25 x 38 tanalised battens and felt. 25 x 225 Ridge. 38 x 125 Rafters at 400crs.50 x 100 Wallplates. 50 x 200 trussed purlins acting as stud walls.50 x 175 purlin over stairs.

Vent roof by 25 continuous gap built in at eaves, fit vermin guards,& by 5 continuous gap or equiv. built in at or near ridge.

Insulate slope of roof with 50 Celotex double-R between roof rafters,20 Celotex double-R under-lining,13 Plasterboard and skim. Treat side walls in the same way.Ensure 50 airflow gap over insulation.

Fit 150 Fibreglass insulation between floor joists at edges of first floor.

LATERAL SUPPORTS :- 5 X 50 X 1800 Long galv. at 1800crs.where roof rafters , ceiling joists & floor joists run parallel to external walls. Fix to min. three members with noggins between. Also fix vertically to wall and plate at min 1200crs.

Ceilings to be 12.5 plasterboard & skim. Plasterboard edges to be supported by noggins.

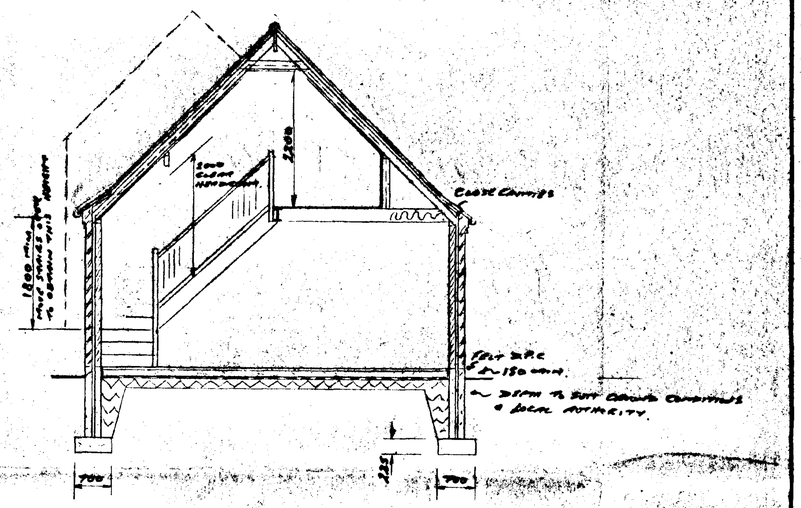

SECTION AA

FOOTINGS :-100 Class A concrete blocks. Lean mix fill cavity to 150 below D.P.C.

FLOOR:- Lay 35 Jablite on 25 sand blinded 150 compact hardcore. Jablite to be turned up at edges to prevent cold bridge. Cover over with 1200g. Poly. Membrane, also turned up at edges and lapped with wall D.P.C. Form oversite as per specification.

WALL TIES :- To every block course alongside all openings.

INSULATED D.P.C. :- To all external openings to 1.2W/mK. Use THERMABATE preformed cavity closers or similar.

INSULATED LINTELS. :- Ensure cavity insulation is brought down to, and on to lintel. Also that lintel has insulation through middle of it.Provide all external lintels with a flexible D.P.C. to BS5628 which should extend to the edge of the front toe and at least 100mm beyond ends of lintel.

DRAUGHT STRIPPING. :- All Window opening lights and door frames to have draught stripping fitted. Loft hatch also to have sealing around.

INTERNAL WALLS:- to be taken up off floor slab with thickness increased to 225 x 450wide with reinforcement mesh in the bottom. i.e. 50 cover.

DRAINS:-Drains passing through foundations to be protected by concrete lintels over, leaving 50 space all round pipe, mask opening both sides with rigid sheet material. Main run to have 150 pea gravel surround. Fit balloon type guard to open end of V.P.

Existing drain run to be replaced at increased depth from front of plot-to obtain falls on longer run of drain from garage.

VENTILATION :-All habitable rooms to have a 8000mm secure and controllable trickle ventilator fitted.Kitchen to have 4000mm secure & controllable trickle ventilator fitted plus cookerhood extract fan removing 30 litres per sec.Bathroom to have 4000mm secure & controllable trickle ventilator plus mech. vent extracting 15 litres per sec. also opening window.All mech. vent may have intermittent operation.

METRES 0 1 2 3 4 5 6 7 8 9 10 11 12 13 14 15 16 17 18
FEET 0 3 6 9 12 15 18 21 24 27 30 33 36 39 42 45 48 51 54 57
METRIC CONVERSION SCALE

SPECIFICATION

BUILDING STRUCTURE

SURFACE SOIL excavated and spread over site.
CONCRETE FOUNDATIONS: 700 x 225 DEEP IN CLAYEY WALLS. 1:2:4 MIN. STR GRADE 500 x 225 " " 100 "
HARDCORE 150mm thick under all ground floors.
BASE CONTRETE 100mm thick under all ground floors.
POLYTHENE D.P.C. to all ground floor rooms. 1200G.
CONCRETE FLOORS trowelled smooth to all garages and out-buildings.
CONCRETE SCREED to all rooms.
BRICKWORK. 100 BRICK RED TO MATCH EXISTING, 50 CAVITY WITH 50 INSULATION BOARD. 100 HOLLOW TYPE LT BLOCKS.
GALVANIZED WALL TIES 5 per square metre to cavity walls.
BITUMEN OR P.V.C. DAMPCOURSE to all walls and lintels openings and reveals.
MORTAR wallcrete and sand.
RENDER AND PLASTER SKIM to all rooms except garage.
DRAINS 100mm dia. POLY. DRAIN. 1:40 INCLINE.
SURFACE WATER DRAINS: 100 ø PVC.
INSPECTION CHAMBERS or RODDING POINTS to Local Authorities requirements.
~~SEPTIC TANK~~ STANDARD PLAN DRAIN.
FIRST FLOOR JOISTS: 38 x 170 @ 400 CRS. WITH STRUTTING @ 1800 CRS.
FIRST FLOOR 18mm flooring grade chipboard treated.
ROOF TIMBERS: } SEE NOTES.
ROOF COVERING: }
ROOF INSULATION 150mm fibre glass laid between ceiling joists.
CEILINGS 12.5 mm plasterboard and skim
RAINWATER: TO SOAKAWAY 1.0m³ RUBBLE FILLED & POSITIONED MIN 5.0m. FROM ANY DWELLING.
GUTTER 100mm Dia H.R.
RAINWATER, SOIL & VENT PIPES 83, 75 AND 100mm plastic.
PLUMBING service and waste pipes plastic. Internal pipework, copper. Cylinder copper. Feed or storage tanks plastic.
WINDOWS AS SHOWN. TIMBER FRAMED DOUBLE GLAZED WITH 6mm THERMAL GAP.
DOORS. Exterior pattern
Interior pattern.

Front door 838mm wide rainshiter 762mm wide.
GARAGE DOOR as shown on drawing.
EXTERIOR SILLS:
INTERIOR SILLS: TILES to bathroom, kitchen and toilet
Wood window boards to all other rooms.
ARCHITRAVES & SKIRTING
LOCKS mortice type to exterior doors.
LATCHES mortice type to interior doors.
LEVER HANDLES to all doors.
LETTER PLATE to front door.
VENTILATION: Window opening lights & trickle vents.
LINTELS: SEE SCHEDULE.
MILD STEEL ANCHOR STRAPS:
SEE NOTES.

FITTINGS AND FINISHES

SANITARY FITTINGS:
SHOWER:
BATH:
LAVATORY BASIN:
W.C.'s:
SINK:



CENTRAL HEATING: Wall mounted gas fired boiler with guarded balanced flue.

Provide room thermostat or fit thermostatic control valves.

Hot water storage vessel to be vented to atmosphere, to be insulated with 50mm PU-foam, density30kg/m, & fitted with heatcontrol thermostats & time switches.All hot water pipes from cylinder to be lagged for min 1m. with 15mm thick material having thermal conductivity of 0.045W/mK.All other pipes in unheated spaces to be lagged with same material with thickness equal to o/dia. of pipe to max. of 40mm.

Fit 75 deep seal traps to all appliances.
Fit 40 dia. waste to Sink.
Fit 32 dia. waste to basin with under 1.7m. run.
" 40 " " " 1.7m.to 3.0m.run.
Fit rodding eyes to all pipework at any change of direction in drain run.

STAIRS:-Standard Boulton & Paul STI/38W
13 risers at 200,12 going at 223.
Max. 2000 clear headroom over full length stairs pitch line.All guard rails to be 900 high with vertical gaps only. All gaps between rails , stair treads etc. to be 100 max.
75 x 170 trimmers to stair well.

SCOTTISH BOROUGH COUNCIL
HOUSING & PLANNING
17 OCT 1995
Ref. HS/1007/95

CONTRACTORS MUST VERIFY ALL DIMENSIONS ON SITE BEFORE COMMENCING WORK

12/10/95

SCALE 1-100
DATE
REVISED
DRAWING No.

PLANS & SECTIONS FOR :— MR. N. D. STANDAGE.
AT :— 14, TOWN DROVE, QUADRING.

J.P. PURKISS
CHERRYTREES, FRAMPTON LANE
HUBBERTS BRIDGE
PHONE: 01205 290307

M.D.D. 4010/94



W. ELEV.

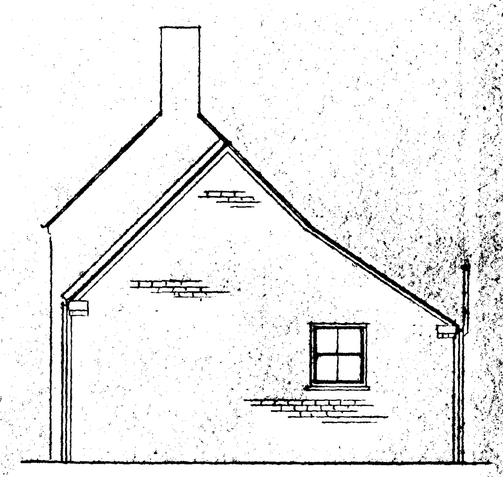

N. ELEV.

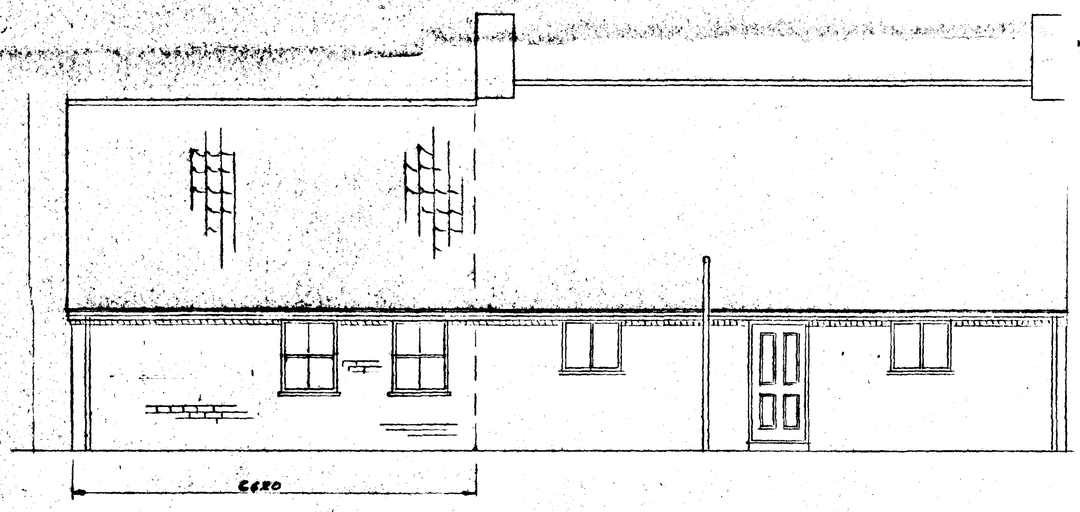

E. ELEV.

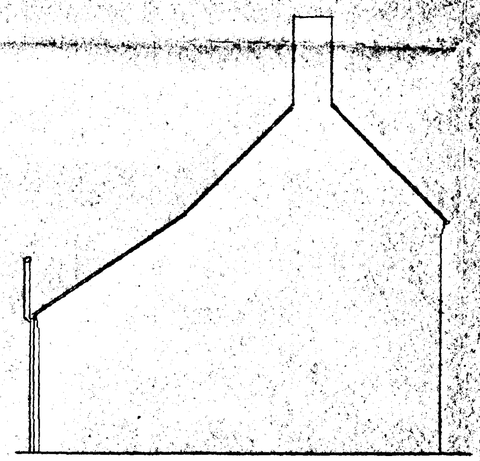

S. ELEV.

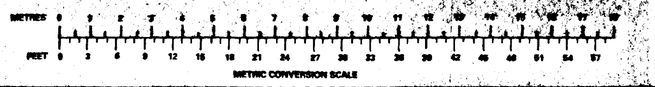

METRIC CONVERSION SCALE

SPECIFICATION

BUILDING STRUCTURE

SURFACE SOIL excavated and spread over site.
CONCRETE FOUNDATIONS:

HARDCORE 150mm thick under all ground floors.
BASE CONTRETE 100mm thick under all ground floors.
POLYTHENE D.P.C. to all ground floor rooms.
CONCRETE FLOORS trowelled smooth to all garages and ext. buildings.
CONCRETE SCREED to all rooms.
BRICKWORK.

GALVANIZED WALL TIES 5 per square metre in cavity walls.
BITUMEN OR P.V.C. DAMPCOURSE to all walls and lintels openings and reveals.
MORTAR wellcrete and sand.
RENDER AND PLASTER SKIM to all rooms except garage.
DRAINS 100mm dia.
SURFACE WATER DRAINS:
INSPECTION CHAMBERS or RODDING POINTS to Local Authorities requirements.
SEPTIC TANK
FIRST FLOOR JOISTS:
FIRST FLOOR 18mm flooring grade chipboard treated.
ROOF TIMBERS:

ROOF COVERING:

ROOF INSULATION 150mm fibre glass laid between ceiling joists.
CEILINGS mm plasterboard and skim
RAINWATER:

GUTTER 100mm dia H.R.
RAINWATER, SOIL & VENT PIPES 63, 75 AND 100mm plastic.
PLUMBING service and waste pipes plastic. Internal pipework, copper. Cylinder copper. Feed or storage tanks plastic.
WINDOWS
DOORS. Exterior pattern
interior pattern.

Front door 838mm wide rainwear 782mm wide.
GARAGE DOOR as shown on drawing.
EXTERIOR SILLS:
INTERIOR SILLS: to bathroom, kitchen and cellar
Wood window boards to all other rooms.
ARCHITRAVES & SKIRTING .
LOCKS mortice type to exterior doors.
LATCHES mortice type to interior doors.
LEVER HANDLES to all doors.
LETTER PLATE to front door.
VENTILATION:
LINTELS:
MILD STEEL ANCHOR STRAPS:

FITTINGS AND FINISHES

SANITARY FITTINGS:
SHOWER:
BATH:
LAVATORY BASIN:
W.C.'s:
SINK:

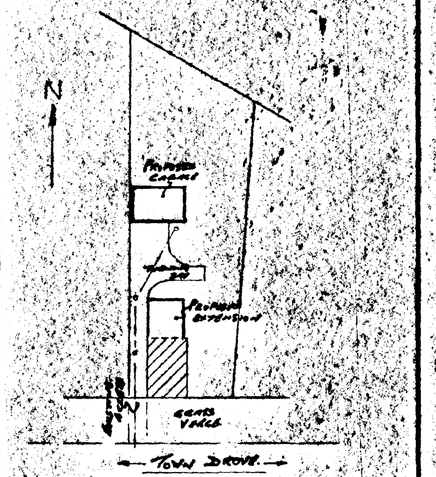

BLOCK PLAN 1:500

CONTRACTORS MUST VERIFY ALL DIMENSIONS ON SITE BEFORE COMMENCING WORK

SCALE 1:100 1:50
DATE JAN. '96.
REVISED
DRAWING No.

PROPOSED EXTENSION FOR :— MR. N. D. STANDAGE,
AT :— 14, TOWN DROVE, QUADRING

J.P. PURKISS
CHERRYTREES, FRAMPTON LANE
HUBBERTS BRIDGE



W.ELEV.

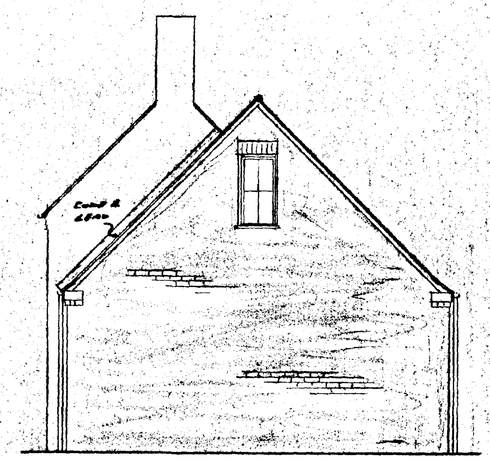

N.ELEV.

FIRE ESCAPE:- Bedrooms to have opening window light 850min. high x 500min. wide, and bottom of opening to be 800min. & 1100max. from floor level.



Expansion joint required in this elevation.

E.ELEV.

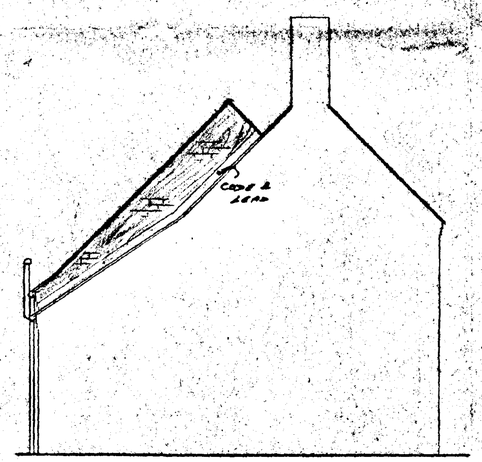

S.ELEV.

METRES 0 1 2 3 4 5 6 7 8 9 10 11 12 13 14 15 16 17 18
FEET 0 3 6 9 12 15 18 21 24 27 30 33 36 39 42 45 48 51 54 57
METRIC CONVERSION SCALE

SPECIFICATION

BUILDING STRUCTURE

SURFACE SOIL excavated and spread over site.
CONCRETE FOUNDATIONS:

HARDCORE 150mm thick under all ground floors.
BASE CONTRETE 100mm thick under all ground floors.
POLYTHENE D.P.C. to all ground floor rooms.
CONCRETE FLOORS trowelled smooth to all garages and out-buildings.
CONCRETE SCREED to all rooms.
BRICKWORK.

GALVANIZED WALL TIES 5 per square metre to cavity walls.
BITUMEN OR P.V.C. DAMPCOURSE to all walls and lintels openings and reveals.
MORTAR wallcrete and sand.
RENDER AND PLASTER SKIM to all rooms except garage.
DRAINS 100mm dia.
SURFACE WATER DRAINS:
INSPECTION CHAMBERS or RODDING POINTS to Local Authorities requirements.
SEPTIC TANK
FIRST FLOOR JOISTS:
FIRST FLOOR 18mm flooring grade chipboard treated.
ROOF TIMBERS:

ROOF COVERING:

ROOF INSULATION 150mm fibre glass laid between ceiling joists.
CEILINGS mm plasterboard and skim
RAINWATER:

GUTTER 100mm Dia H.R.
RAINWATER, SOIL & VENT PIPES 63, 75 AND 100mm plastic.
PLUMBING service and waste pipes plastic. Internal pipework, copper. Cylinder copper. Feed or storage tanks plastic.
WINDOWS
DOORS. Exterior pattern
Interior pattern.

Front door 838mm wide remainder 762mm wide.
GARAGE DOOR as shown on drawing.
EXTERIOR SILLS:
INTERIOR SILLS: to bathroom, kitchen and toilet
Wood window boards to all other rooms.
ARCHITRAVES & SKIRTING
LOCKS mortice type to exterior doors.
LATCHES mortice type to interior doors.
LEVER HANDLES to all doors.
LETTER PLATE to front door.
VENTILATION:
LINTELS:
MILD STEEL ANCHOR STRAPS:

FITTINGS AND FINISHES

SANITARY FITTINGS:
SHOWER:
BATH:
LAVATORY BASIN:
W.C.'s:
SINK:

POLICY HOUSING DC
HOUSING & PLANNING
17 OCT 1995
Ref: A15/1007/95

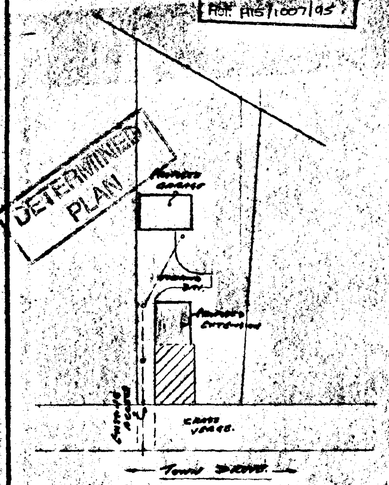

BLOCK PLAN 1:500

CONTRACTORS MUST VERIFY ALL DIMENSIONS ON SITE BEFORE COMMENCING WORK

12/10/95

SCALE ~~1:100~~ 1-50
DATE SEPT/95.
REVISED
DRAWING No.

PROPOSED EXTENSION FOR :— MR. N. D. STANDAGE.
AT :— 14, TOWN DROVE, QUADRING.

J.P. PURKISS
CHERRYTREES, FRAMPTON LANE
HUBBERTS BRIDGE