SHDC
PLANNING & DEVELOPMENT
15 DEC 2005
Ref. 17/12/05

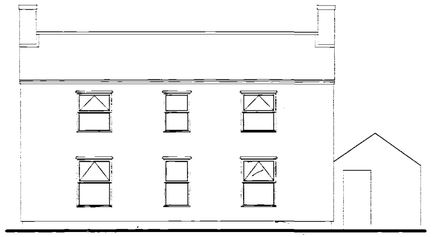

Existing Front Elevation

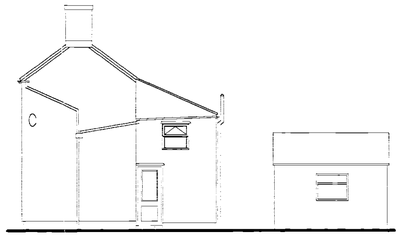

Existing Side Elevation

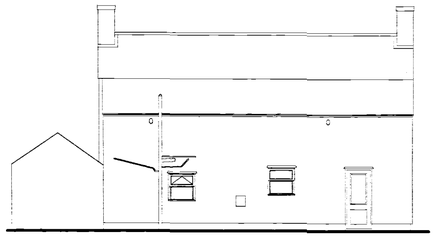

Existing Rear Elevation

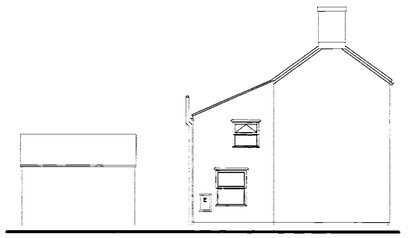

Existing Side Elevation

Scale : 1/100



Proposed Side Elevation



Proposed Rear Elevation



Proposed Side Elevation

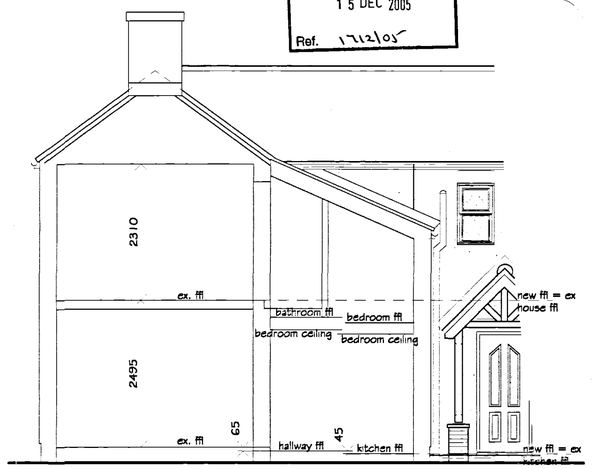

Section thro. existing

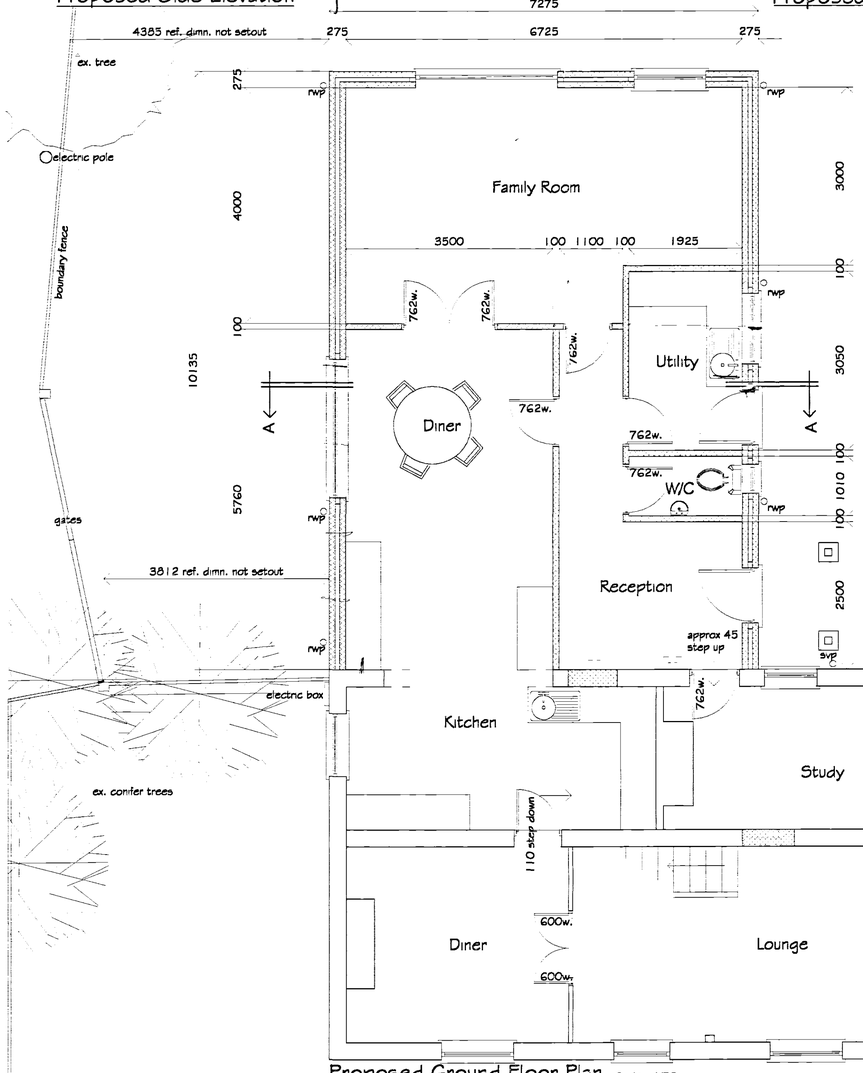

Proposed Ground Floor Plan Scale : 1/50

proposed extension external floor area = 74m²
proposed extension internal floor area = 66m²
proposed internal perimeter of floor (not including ex. dwelling penmeter walls local to extension as per Jablite Technical) = 26m
penmeter / int. area = 26 / 66 = 0.4 therefore use Jabfloor 70 (100mm thk.) with perimeter 30mm edge strips
Site area approx. = . ha.

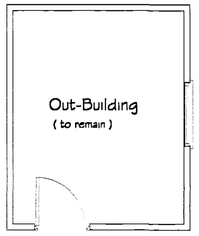

GENERAL NOTES
Copies of drawing 138/1/2005 must not be taken,traced or altered for any purpose other than that for which it is issued without written permission of MW Architectural - Detailing Services. The drawing is produced only for the purpose of obtaining Planning Permission & does not contain a full specification for the proposed works & must not be used as a contract document alone.The proposed work will not be supervised / inspected on site by MW Architectural / Detailing Services & it therefore the client or their appointed Builder / Contractor responsibility to control workmanship / materials / specification & any variations to the contract. All measurements on this drawing are not to be scaled for construction / ordering purposes, dimn's & set out of the works as shown on the drawing to be checked by the Builder / Contractor prior to the commencement of work & any discrepancies report immediately.The actual position of existing gas / electric underground service pipes / cables, surface water pipes / soakaways are not known / shown the actual positions of all these apparatus must be established by the Builder / Contractor prior to commencement of or during any work

HEALTH & SAFETY
The client is to ensure that the appointed contractor is familiar with & complies with Health & Safety for Building Sites & Work Places.

PITCHED ROOF :
Concrete interlocking roof tiles to match existing type & colour : Lindum / Std. Pattern

NEW WINDOWS / DOORS:
Pvcu white frames c/w double glazed 'K' glass sealed units

EXTERNAL RENDERED BLOCKWORK :
Rendered blockwork to BS 5262 Code of Practice for External Renderings to all new elevations painted : cream to match existing dwelling c/w render stop bead @ dpc with either facing bwk. below to ground level or blockwork with applied external water repellent membrane.

RWP'S / GUTTERS :
PVCu black gutters / rwp's to match existing dwelling

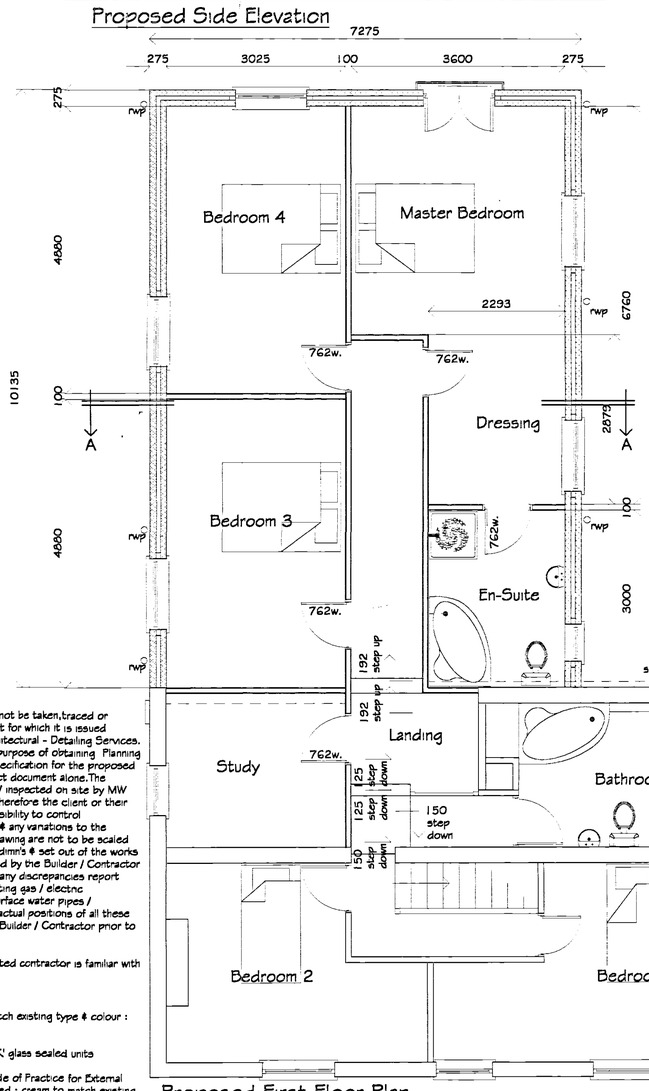

Proposed First Floor Plan

proposed extension external floor area = 74m²
proposed extension internal floor area = 66m²

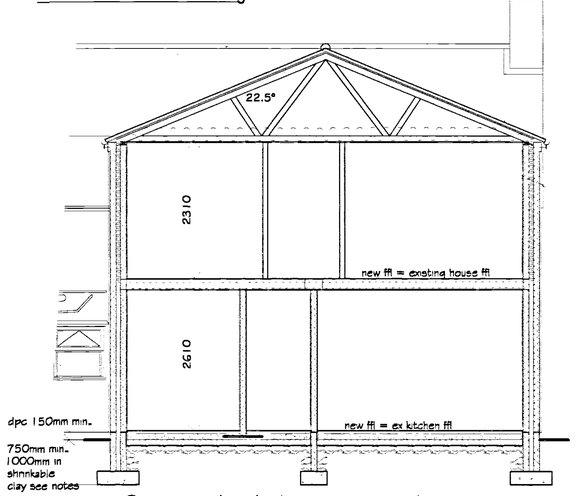

Section A - A thro. proposed

This drawing to be read in conjunction with 138/2/2005

A Revised to suit clients comments mjw 13/12/05

REVISIONS	BY	DATE

DRAWN	MJW	DATE	16/11/05
SCALE	1/50 1/100	CHECKED	

CLIENT Mr. N. Dobney & Ms A. Harris
Cottage Stables
Town Drove
Quadring
Spalding
Lincs PE11 4PU

PROJECT
Proposed two storey rear extension to existing dwelling

DETAILS
Proposed / Existing Floor Plans

DETERMINED PLAN

Malcolm Watson
architectural - detailing services
Residential - Commercial - Industrial - Agricultural
Planning & Building Regulations Submissions
13 Wimberley Way, Pinchbeck, Spalding, Lincs. PE11 3RY.
Tel / Fax : 01775 767650
email : mjw.13@btinternet.com
BUILDING CONTROL Approved

DRWG No. 138/1/2005 A