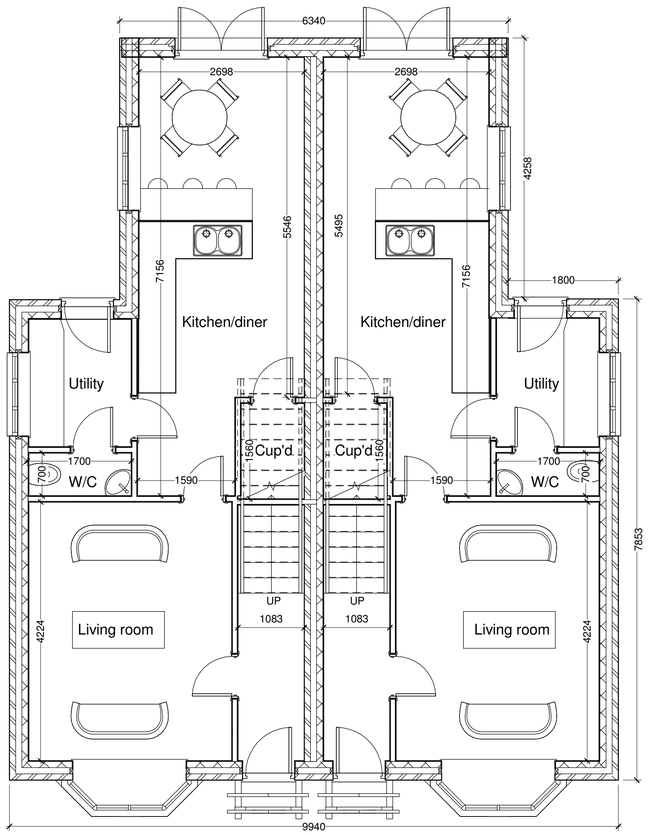
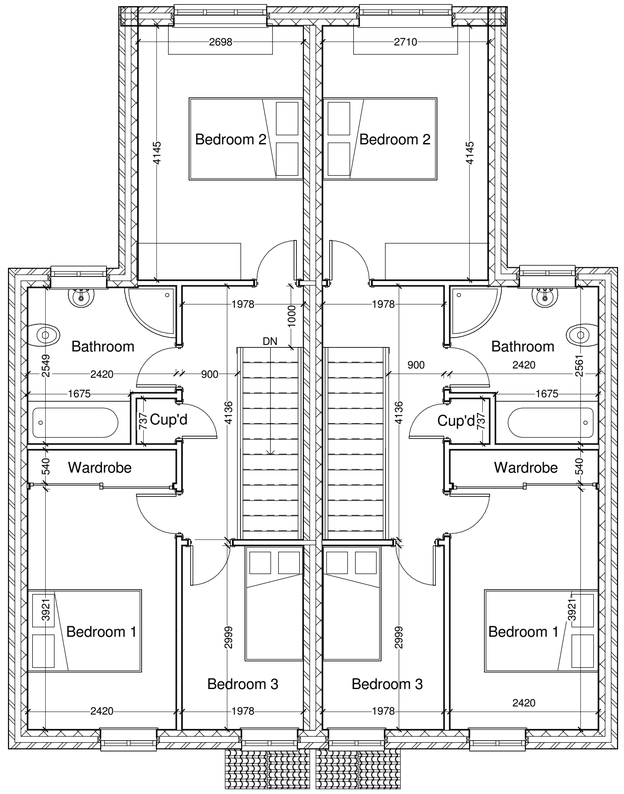



PROPOSED GROUND FLOOR PLAN
1 : 50



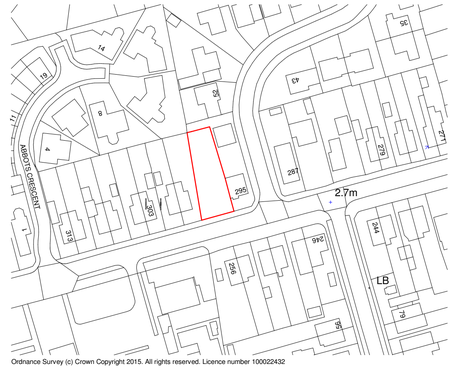
PROPOSED FIRST FLOOR PLAN
1 : 50



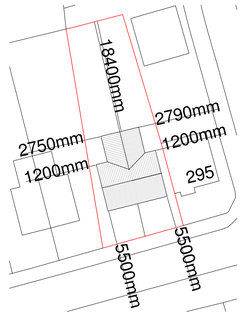
PROPOSED FRONT 3D VIEW



PROPOSED REAR 3D VIEW

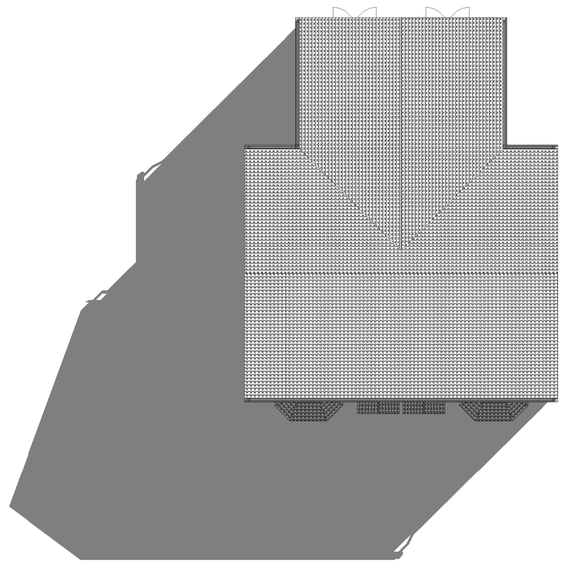


SITE PLAN
1 : 1250



BLOCK PLAN
1 : 500





PROPOSED ROOF PLAN
1 : 100



PROPOSED FRONT (S) ELEVATION
1 : 100



PROPOSED SIDE (W) ELEVATION
1 : 100



PROPOSED REAR (N) ELEVATION
1 : 100



PROPOSED SIDE (E) ELEVATION
1 : 100

Rev	Description	Date

W2 ARCHITECTURAL LIMITED
2b Knights Yard, Gaol Street, Oakham
Rutland LE15 6AQ
01572 759 267
w2architectural@gmail.com

PROJECT

PROPOSED THREE BED SEMI-DETACHED

CLIENT

HILLWOOD HOMES
3 Bourne Road
Langtoft
Peterborough
PE6 9LR

DRAWING

PROPOSED GROUND FLOOR PLAN
PROPOSED FIRST FLOOR PLAN
PROPOSED ROOF PLAN
PROPOSED ELEVATION
3D VIEWS
SITE AND BLOCK PLAN

DRAWING NUMBER:	DATE:
W2/016/16/02	10/01/17
DRAWN BY:	SCALE (@ A1):
MC	As indicated

COPIES OF THESE DRWGS MUST NOT BE TAKEN, TRACED OR ALTERED FOR ANY PURPOSE OTHER THAN THAT FOR WHICH THEY ARE ISSUED WITHOUT WRITTEN PERMISSION OF W2 ARCHITECTURAL LIMITED. THESE SERVICES ARE PRODUCED ONLY FOR THE PURPOSE OF OBTAINING PLANNING OR BUILDING REGULATIONS APPROVAL AND DO NOT CONTAIN A FULL SPECIFICATION FOR THE PROPOSED WORK AND MUST NOT BE USED AS A CONTRACT DOCUMENT ALONE.
THE PROPOSED WORK WILL NOT BE SUPERVISED/INSPECTED BY W2 ARCHITECTURAL LIMITED (unless agreed otherwise in writing by the client). THEREFORE IT IS THE CLIENT OR THEIR APPOINTED BUILDERS/CONTRACTORS RESPONSIBILITY TO CONTROL WORKMANSHIP/MATERIALS AND SPECIFICATION AND ANY VARIATIONS TO THE CONTRACT. IT IS NEITHER PRACTICAL OR REASONABLE TO SHOW ALL THE RELEVANT MATTERS ON THE DRAWINGS. THE FACT THAT MATTERS ARE NOT MENTIONED DOES NOT ALEVIATE THE BUILDER/CONTRACTOR FROM RESPONSIBILITIES FOR WORKMANSHIP AND MATERIALS. ALL WORKS SHALL BE CARRIED OUT AND BE FITTED AND INSTALLED IN ACCORDANCE WITH CURRENT BYELAWS AND DOMPL, ALL WITH THE MANUALS AND ATTENDANT DOCUMENTS OF THE BUILDING REGULATIONS AND CURRENT NHBC TECHNICAL REQUIREMENTS CODES OF PRACTICE. BRITISH STANDARDS OR EUROPEAN CODE etc. ALL MEASUREMENTS ON THIS DRAWING ARE NOT TO BE SCALED FOR CONSTRUCTION/ORDERING PURPOSES. ALL DIMENSIONS FOR SETTING OUT OF THE WORKS AS SHOWN ON THE DRAWING TO BE CHECKED BY THE BUILDER/CONTRACTOR PRIOR TO THE COMMENCEMENT OF WORK AND ANY DISCREPANCIES OR OMITTED IMMEDIATELY. WHERE APPLICABLE DIMENSIONS SHOWN ARE EITHER THE MINIMUM OR MAXIMUM PERMISSIBLE AND ALLOWANCE MUST BE MADE FOR TOLERANCES. NO SOIL SURVEY IS UNDERTAKEN PRIOR TO COMMENCEMENT OF WORKS. THE ACTUAL POSITIONING OF APPARATUS MUST BE ESTABLISHED BY THE BUILDER/CONTRACTOR PRIOR TO COMMENCEMENT OF WORK AND REPOSITIONED TO SUIT THE INDIVIDUAL SERVICE SUPPLIERS INSTALLATION RECOMMENDATIONS.
HEALTH & SAFETY
the client is to ensure that the appointed contractor is familiar
with and complies with Health & Safety for Building Sites and Work Places.