

FRONT

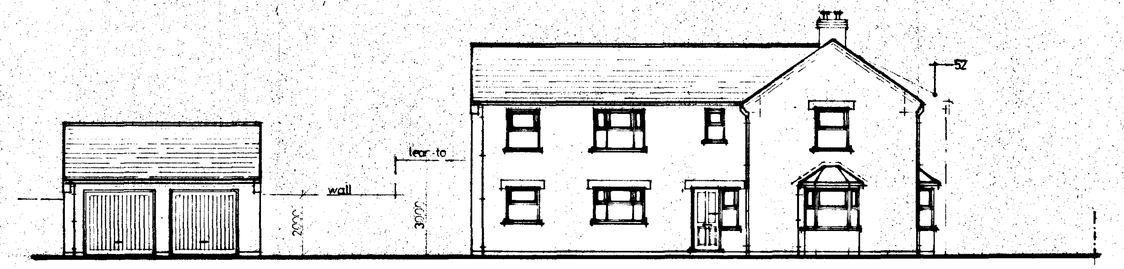

SIDE

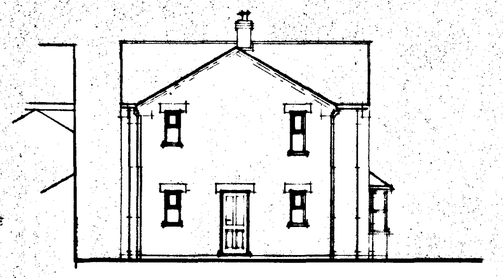

REAR

EXTERNAL MATERIALS

ROOF:	ETERNIT RIVENDALE SLATES
WALLS:	MARSHALLS - LINCOLN RED (YORKSHIRE BRICK PRODUCT)
WINDOWS:	NON-BAR SLIDING SASH FROM THE BOULTON & PAUL S/W RANGE - PAINTED WHITE.
DRESSINGS:	STONE LINTELS

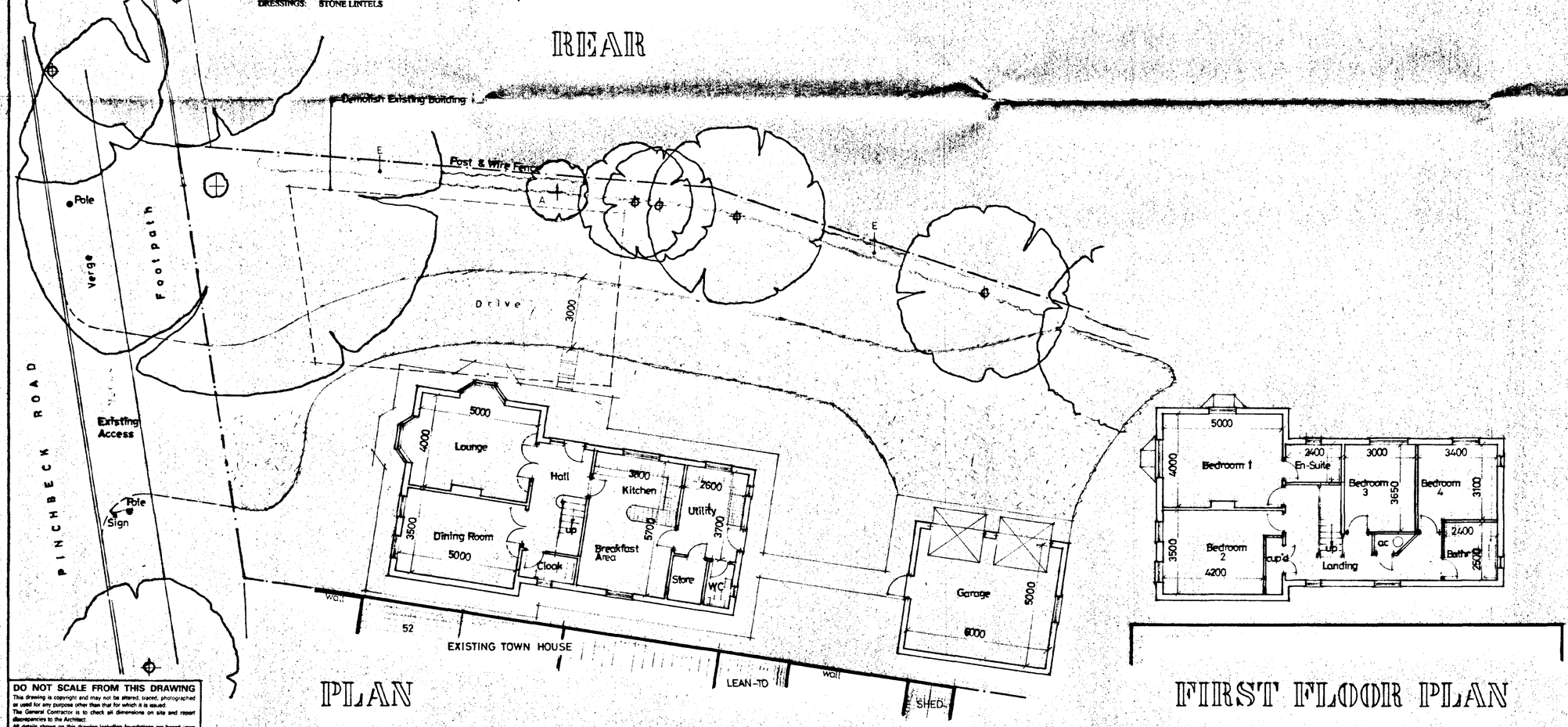

PLAN

FIRST FLOOR PLAN

DO NOT SCALE FROM THIS DRAWING

This drawing is copyright and may not be altered, traced, photographed or used for any purpose other than that for which it is issued.
The General Contractor is to check all dimensions on site and report discrepancies to the Architect.
All details shown on this drawing including foundations are based upon typical site conditions related to the area. No responsibility can be accepted for abnormal conditions which may be discovered during construction unless reported to the Architect so that design amendments may be considered. Site soil surveys are recommended in respect of foundations to establish specific site conditions before foundation work is undertaken.

SUMMIT 2299 4967

SOUTH HOLLAND DC
TECHNICAL SERVICES - PLANNING
19 JAN 1998
Ref: 0050/98

DETERMINED PLAN

1.11.97. AMEND DRIVE TURNING AREA - HIGHWAYS

G. R. MERCHANT
I.ENG AMICE, FIWO,
ARCHITECTURAL, STRUCTURAL & LAND DRAINAGE CONSULTANT
TEL: HOLBEACH (01406) 490800

PROJECT:
TOWN HOUSE & GARAGE
PINCHBECK ROAD
SPALDING

CLIENT:
JENEMI ASSOCIATES

SCALES:	DATE:
1/100	SEPT 1997
G.R.MERCHANT	DRAWING No.: JA.8/2 A

REVISIONS: A

8046-1194T

TREE PLANTING SCHEME

A BEECH - FAGUS SYLVATICA - FEATHERED

B RED HAWTHORN - CRATAEGUS PAULS SCARLET - FEATHERED

C WHITEBEAM - SORBUS ARIA LUTESCENS - FEATHERED

D SILVER BIRCH - BETULA PENDULA - FEATHERED

E BEECH HEDGE - FAGUS SYLVATICA

All planting to be in accordance with BS:4428:1989 and Amendment No. 1 (1991)

All trees to be planted with minimum 0.6m plastic mulch mat and to be staked, tied and tubed.

1/3 to 1/2 bag of peat free tree and shrub planting compost to be incorporated into backfill for each tree hole.

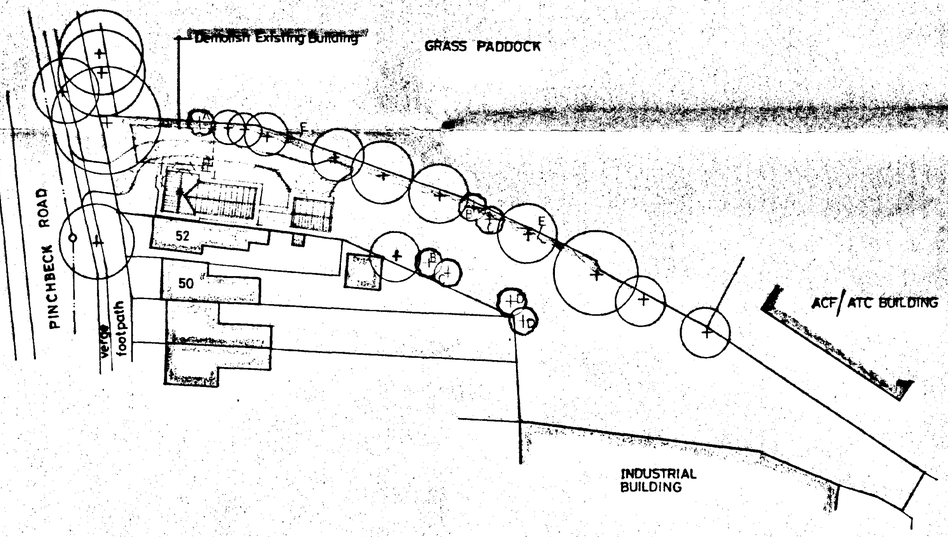

SITE PLAN

1 : 500

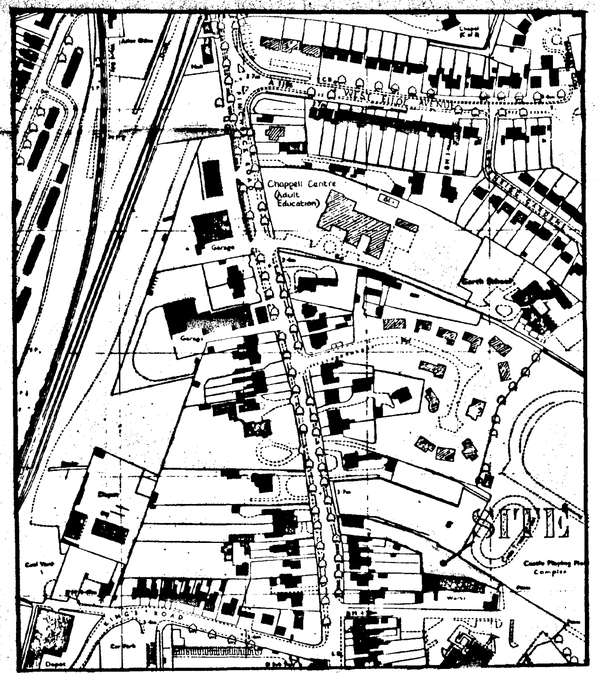

LOCATION PLAN

1 : 2500

SOUTH HOLLAND DC HOUSING & PLANNING
19 JAN 1998
Ref: 0050/98

DETERMINED PLAN

A. 11.12.97 Amend drive turning area - Highways

G. R. MERCHANT
I.ENG AMICE, FIWO,
ARCHITECTURAL, STRUCTURAL & LAND DRAINAGE CONSULTANT
TEL: HOLBEACH (01406) 490800

PROJECT:

TOWN HOUSE & GARAGE
PINCHBECK ROAD
SPALDING

CLIENT:

JENEMI ASSOCIATES

SCALES:	DATE:
AS INDICATED	*SEPT 1997*
G.R.MERCHANT.	DRAWING No.: *JA.8/1A*

REVISIONS:
A.

DO NOT SCALE FROM THIS DRAWING
This drawing is copyright and may not be altered, traced, photographed or used for any purpose other than that for which it is issued.
The General Contractor is to check all dimensions on site and report discrepancies to the Architect.
All details shown on this drawing including foundations are based upon typical site conditions related to the area. No responsibility can be accepted for abnormal condeions which may be discovered during construction unless reported to the Architect so that design amendments may be considered. Site soil surveys are recommended in respect of foundations to establish specific site conditions before foundation work is undertaken.

SUBMIT 2299 4961

0046-1194T