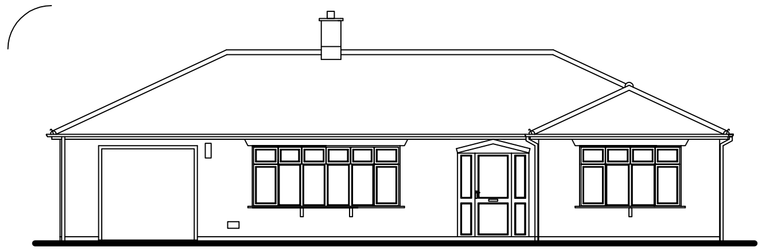

Existing Front Elevation

0 2 4 6m
Scale Bar 1/ 100

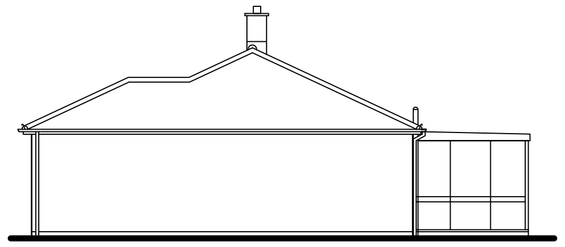

Existing Side Elevation

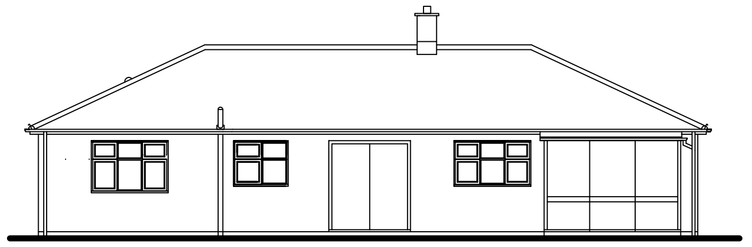

Existing Rear Elevation

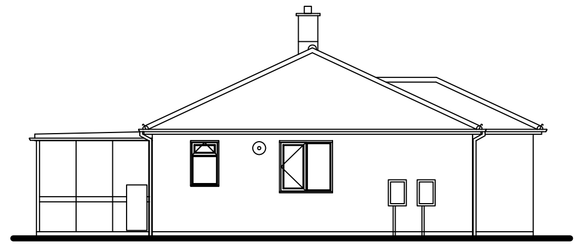

Existing Side Elevation

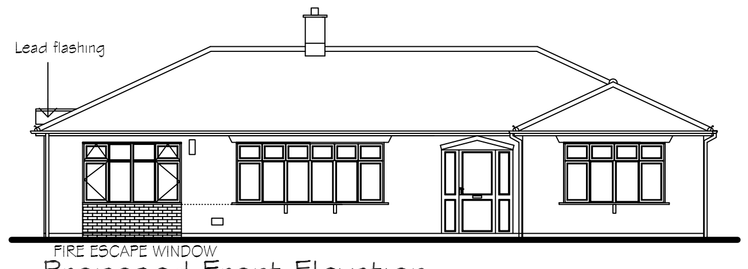

Proposed Front Elevation

0 2 4 6m
Scale Bar 1/ 100

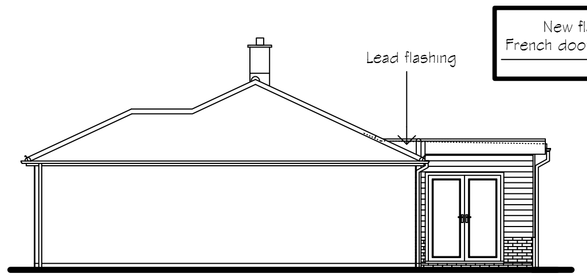

Proposed Side Elevation

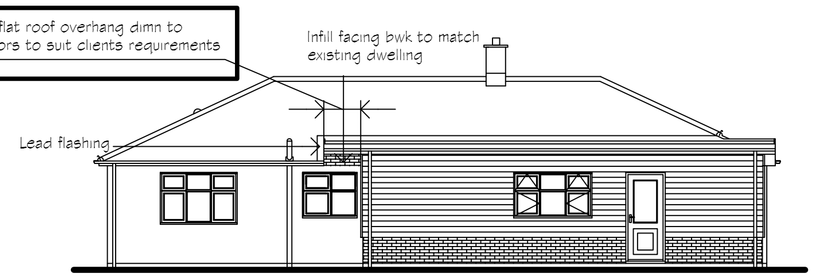

Proposed Rear Elevation

Door style / colour to be confirmed with client prior to ordering

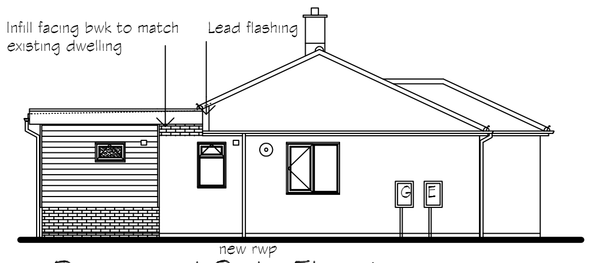

Proposed Side Elevation

GENERAL NOTES :
Copies of drawings 688/1/2024 & 688/LP/BP/2025 must not be taken,traced or altered for any purpose other than that for which they are issued without written permission of MW Architectural - Detailing Services.
The drawings are produced only for the purpose of obtaining Planning Permission & do not contain a full specification for the proposed works & must not be used as a contract document alone.
The proposed work will not be supervised / inspected on site by MW Architectural - Detailing Services & it is therefore the client or their appointed Builder / Contractors responsibility to control workmanship / materials / specification & any variations to the contract (variations may require amended drawings / new application having to be submitted to S.H.D.C. Planning Dept. for approval, Builder / Contractor to confirm prior to any variations with S.H.D.C. Planning Dept.)
All measurements on this drawing are not to be scaled for construction / ordering purposes, dimn's & set out of the works as shown on the drawing to be checked by the Builder / Contractor prior to the commencement of work & any discrepancies report immediately.
The actual position of existing utility underground service pipes / cables / surface water pipes / soakaways etc. are not all known / shown the actual positions of all these apparatus must be established by the Builder / Contractor prior to commencement of or during any work

HEALTH & SAFETY
The client is to ensure that the appointed contractor is familiar with & complies with Health & Safety for Building Sites & Work Places.

FLAT ROOF :
GRP or similar approved roofing membrane colour : grey
FACING BRICKWORK : 600mm ABOVE DPC
Facing brickwork type / colour / bond to match existing dwelling brickwork as near as possible
HORIZONTAL BOARDING :
Cedral or similar approved composite woodgrain wall cladding colour : black fitted to manf instructions
FASCIA / SOFFITS :
PVCu fascia / soffits to match existing dwelling colour
RWPS / GUTTERS :
PVCu rwps / gutters to match existing dwelling profile & colour : black
WINDOWS :
PVCu windows c/w double glazed 'K' glass sealed units & safety glass where read colour : to match new replacement dwelling windows
FRENCH / PERSONNEL DOORS :
PVCu French / personnel doors / frame glazing to be double glazed ' K ' glass sealed units / safety glass colour : to match new replacement dwelling windows or clients choice

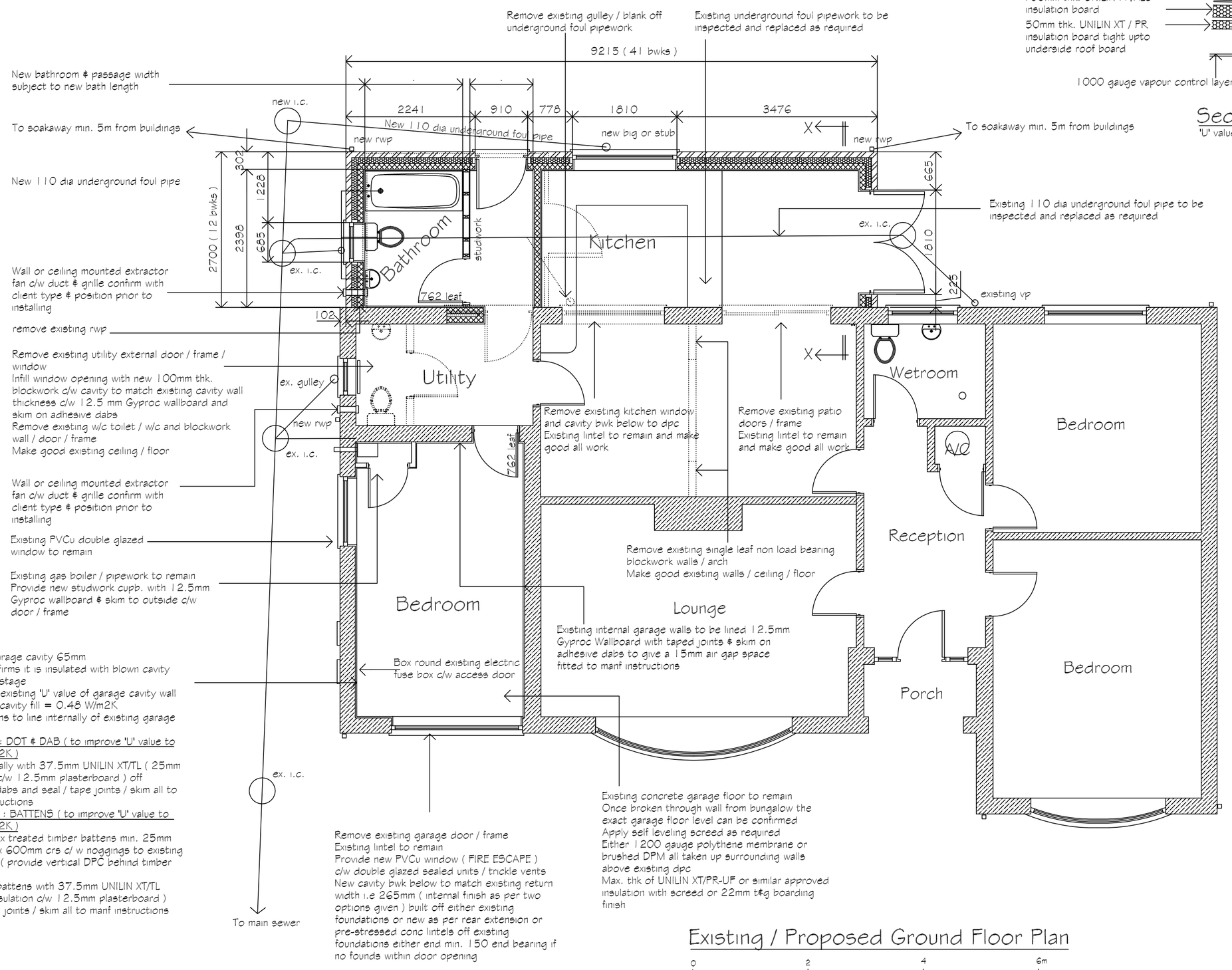

Existing / Proposed Ground Floor Plan

0 2 4 6m
Scale Bar 1/ 50

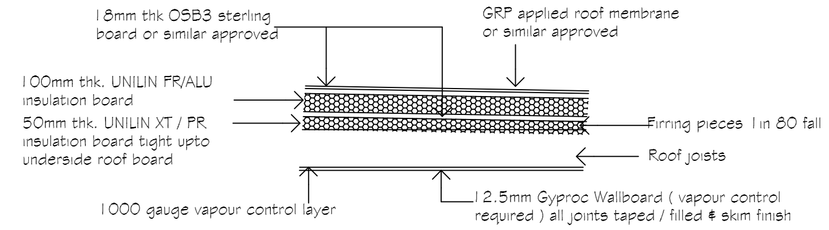

Section Thro. Flat Roof

'U' value = 0.14 W/m2K n.t.s.

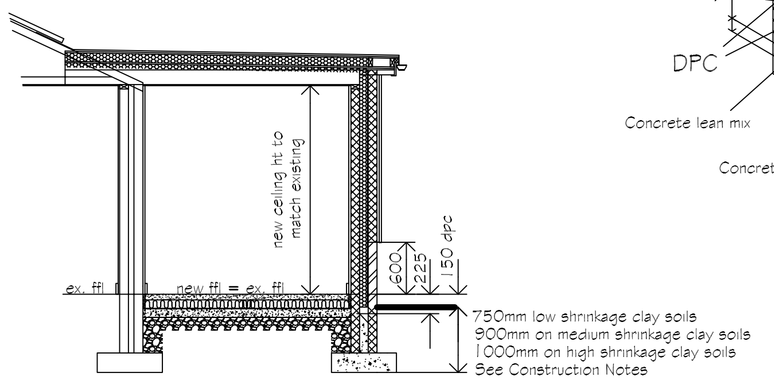

Section X - X

Scale Bar 1/ 50

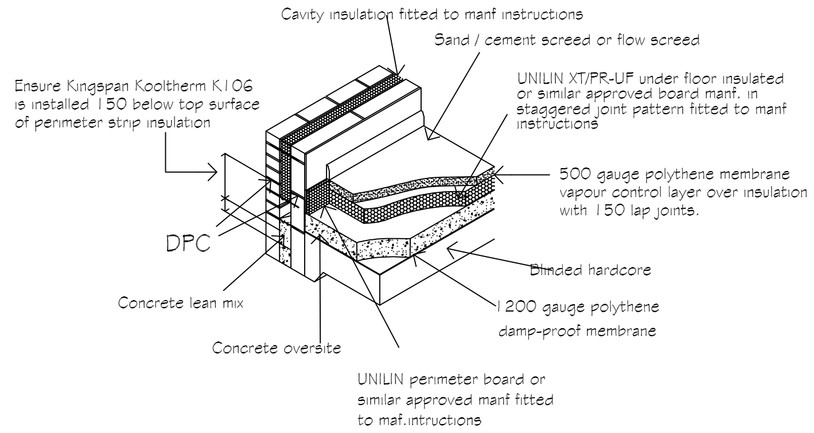

Floor Insulation above ground floor support slab

nts
The above floor construction also applies if water underfloor heating system is to be used i.e. pipework secured to insulation within floor screed
Should an electrical underfloor heating system be used the above floor construction must be confirmed with the insulation manf

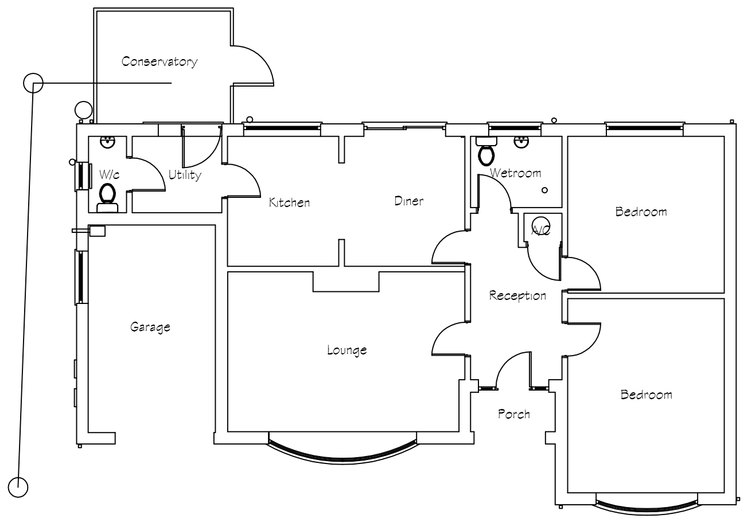

Existing Ground Floor Plan

0 2 4 6m
Scale Bar 1/ 100

REVISIONS		BY	DATE
DRAWN	MJW	DATE	23/10/24
SCALE	1/50 1/100	CHECKED	

CLIENT
Mr. & Mrs. T Barnett
12 Birch Grove
Spalding
Lincs
PE11 2HL

PROJECT
Proposed single storey rear extensions inc. internal alterations and detached garage to existing dwelling

DETAILS
Existing / Proposed Floor Plans & Elevations

Malcolm Watson
Architectural - Detailing Services
Residential - Commercial - Industrial - Agricultural
Planning & Building Regulations submissions
13 Winberley Way, Pinchbeck, Spalding, Lincs. PE11 3RY.
Tel / Fax : 01775 767650
email : mjw.13@btinternet.com

partner LABC

DRWG No. 688/1/2025