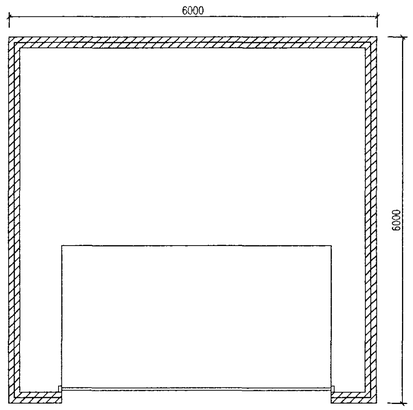
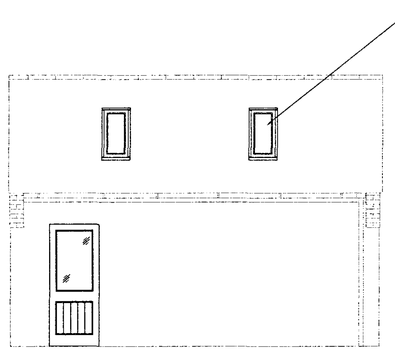
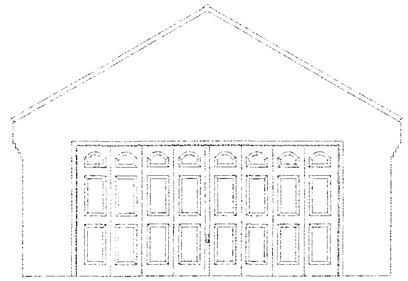



Double Garage



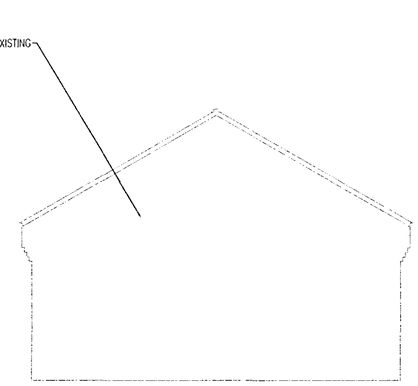
Side (EAST) Elevation



Front Elevation



Side (WEST) Elevation

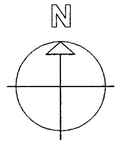


Rear Elevation

SITE PLAN 1:1250



? Crown Copyright 2008. All rights reserved. Licence number 100020449





A1	Re-sited away from trees	Mar 08
Ref:	Revision:	Date:

WENMAN BUILDING DESIGN Ltd.
2 Austendyke Road
Weston Hills
Spalding
Lincs. PE12 6BX
Tel/Fax 01775 724171
Mobile 0784 1718457

Project:
PROPOSED DETACHED DOUBLE GARAGE

AMENDED PLAN
Ref. A1

SSDC Planning & Development
10 MAR 2008
Ref: 0100/08

Client:
MR & MRS NEAL
8 PENINE WAY
SPALDING,
LINCS

DRAWING:
FLOOR PLAN
PROPOSED ELEVATIONS
SITE PLAN
BLOCK PLAN

DRAWING N°:	DATE:
WEN/1218/08/00 A1	JANUARY 2008
DRAWN BY: RW	SCALES: 1:50 1:100 1:500 1:1250

COPIES OF THESE DRAWS. MUST NOT BE TAKEN, TRACED OR ALTERED FOR ANY PURPOSE OTHER THAN THAT FOR WHICH THEY ARE ISSUED WITHOUT WRITTEN PERMISSION OF WENMAN BUILDING DESIGN. THESE DRAWS. ARE PROVIDED ONLY FOR THE PURPOSE OF OBTAINING PLANNING OR BUILDING REGULATIONS APPROVAL AND DO NOT CONTAIN A FULL SPECIFICATION FOR THE PROPOSED WORKS AND MUST NOT BE USED AS A CONTRACT DOCUMENT ALONE.
THE PROPOSED WORK WILL NOT BE SUPERVISED/INSPECTED BY WENMAN BUILDING DESIGN (unless agreed otherwise in writing by the client). THEREFORE IT IS THE CLIENT OR THEIR APPOINTED BUILDER/CONTRACTOR'S RESPONSIBILITY TO CONTROL WORKMANSHIP, MATERIALS & SPECIFICATION AND ANY VARIATIONS TO THE CONTRACT. IT IS NEITHER PRACTICAL OR REASONABLE TO SHOW ALL RELEVANT MATTERS ON THE DRAWINGS, THE FACT THAT MATTERS ARE NOT MENTIONED DOES NOT ALLEVIATE THE BUILDER/CONTRACTOR FROM RESPONSIBILITY OF NON-COMPLIANCE IN CARRYING OUT THE WORK. ALL WORKS AND MATERIALS TO BE FITTED AND INSTALLED TO THE MANUFACTURERS INSTRUCTIONS AND COMPLY WITH THE MINIMUM AND APPROVED DOCUMENTS OF THE BUILDING REGULATIONS AND CURRENT BRITISH TECHNICAL REQUIREMENTS CODES OF PRACTICE, BRITISH STANDARDS OR EUROPEAN CODE etc. ALL MEASUREMENTS ON THIS DRAWING ARE NOT TO BE SCALED FOR CONSTRUCTIONAL PURPOSES. ALL DIMENSIONS FOR SETTING OUT OF THE WORKS AS SHOWN ON THIS DRAWING TO BE CHECKED BY THE BUILDER/CONTRACTOR PRIOR TO THE COMMENCEMENT OF WORK AND ANY DISCREPANCIES REPORTED TO THE DESIGNER IMMEDIATELY. ALL DIMENSIONS ARE GIVEN IN MILLIMETRES UNLESS OTHERWISE STATED. ALL WALLS ARE TO BE PLASTERED UNLESS OTHERWISE PROVIDED. T.B. RECOMMENDED THAT A SITE SURVEY IS CARRIED OUT PRIOR TO COMMENCEMENT OF WORKS TO ASCERTAIN THE ACTUAL POSITIONING OF EXISTING SERVICES PIPES, ELECTRICAL CABLES, etc. ARE NOT GENERALLY SHOWN. THE ACTUAL POSITIONING OF APPARATUS MUST BE ESTABLISHED BY THE BUILDER/CONTRACTOR PRIOR TO COMMENCEMENT OF WORK AND REGISTERED TO SUIT THE INDIVIDUAL SERVICE SUPPLIERS INSTALLATION RECOMMENDATIONS.
HEALTH & SAFETY
The client is to ensure that the appointed contractor is familiar with the requirements of the Construction (Design and Management) Regulations 1994 and is competent to undertake the works safely. The client is to ensure that adequate resources are allocated to enable the contractor to comply with the regulations. The contractor is to ensure that adequate resources are allocated to enable the contractor to comply with the regulations. The contractor is to ensure that adequate resources are allocated to enable the contractor to comply with the regulations.