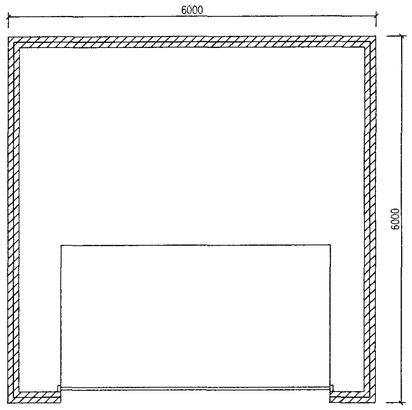
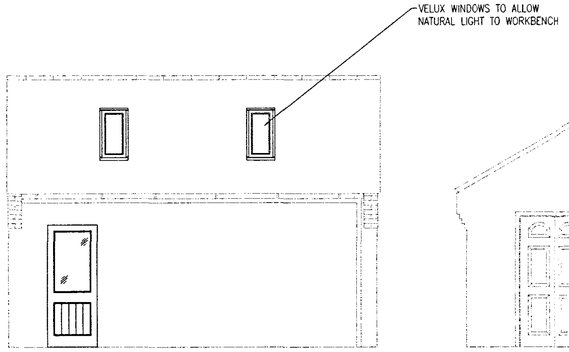
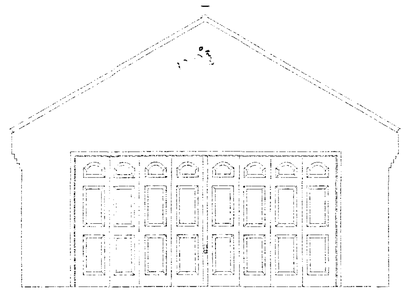


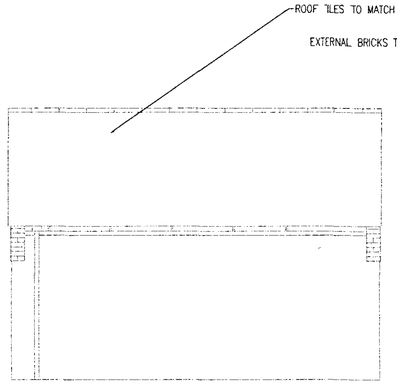
Double Garage



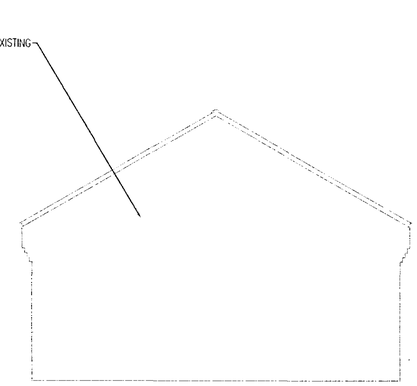
Side (EAST) Elevation



Front Elevation



Side (WEST) Elevation



Rear Elevation

SITE PLAN 1:1250



? Crown Copyright 2008. All rights reserved. Licence number 100020449

N



A1	Re-Sited away from trees	Mar 08
Ref:	Revision:	Date:

WENMAN BUILDING DESIGN Ltd.
2 Austendyke Road
Weston Hills
Spalding
Lincs. PE12 6BX
Tel/Fax 01775 724171
Mobile 07841718457

Project:
PROPOSED DETACHED DOUBLE GARAGE

AMENDED PLAN
Ref. A1
SEE
Planning Development
10 MAR 2008
Dc: 0100/08
DETERMINED PLAN

Client: MR & MRS NEAL
8 PENINE WAY
SPALDING,
LINCS

DRAWING:
FLOOR PLAN
PROPOSED ELEVATIONS
SITE PLAN
BLOCK PLAN

DRAWING N°: WEN/1218/08/00 A1	DATE: JANUARY 2008
DRAWN BY: RW	SCALES: 1:50 1:100 1:500 1:1250

COPIES OF THESE DRAWS. MUST NOT BE TAKEN, TRACED OR ALTERED FOR ANY PURPOSE OTHER THAN THAT FOR WHICH THEY ARE ISSUED WITHOUT WRITTEN PERMISSION OF WENMAN BUILDING DESIGN. THESE SERVICES ARE PROVIDED ONLY FOR THE PURPOSE OF OBTAINING PLANNING OR BUILDING REGULATIONS APPROVAL AND DO NOT CONTAIN A FULL SPECIFICATION FOR THE PROPOSED WORKS AND MUST NOT BE USED AS A CONTRACT DOCUMENT ALONE.
THE PROPOSED WORK WILL HAVE TO SUPERVISED/INSPECTED BY WENMAN BUILDING DESIGN (unless agreed otherwise in writing by the client). THEREFORE IT IS THE CLIENTS OR THEIR APPOINTED BUILDING CONTRACTORS RESPONSIBILITY TO CONTACT WENMAN BUILDING DESIGN AT VARIOUS STAGES OF THE BUILDING PROCESS. IT IS THE CLIENTS OR BUILDERS RESPONSIBILITY TO BE DESIGNATED TO ENSURE ALL RELEVANT MATTERS, ON THE DRAWINGS, THAT HAVE THEIR MATTERS ARE NOT ADDRESSED DOES NOT ALLOW THE BUILDER/CONTRACTOR FROM RESPONSIBILITY OF NON-COMPLIANCE BY CARRYING OUT THE WORK. ALL WORKS AND MATERIALS TO BE FITTED AND INSTALLED TO THE MANUFACTURERS INSTRUCTIONS AND COMPLY WITH THE MANUALS AND APPROVED DOCUMENTS OF THE BUILDING REGULATIONS AND CURRENT BSI/EC TECHNICAL REQUIREMENTS CODES OF PRACTICE, BRITISH STANDARDS OR EUROPEAN CODE etc. ALL MEASUREMENTS ON THIS DRAWING ARE NOT TO BE SCALED FOR CONSTRUCTION/SETTING PURPOSES. ALL DIMENSIONS FOR SETTING OUT OF THE WORKS AS SHOWN ON THE DRAWING TO BE CHECKED BY THE BUILDER/CONTRACTOR PRIOR TO THE COMMENCEMENT OF WORK AND ANY DISCREPANCIES REPORTED IMMEDIATELY. WHERE APPLICABLE DIMENSIONS SHOWN ARE EITHER THE OUTSIDE/INSIDE OF WALLS OR SHUTTERED AND NOT FINISHED PLASTER. IT IS RECOMMENDED THAT A SITE SOIL SURVEY IS UNDERTAKEN PRIOR TO COMMENCEMENT OF WORKS. THE ACTUAL POSITIONING OF EXISTING SERVICES PIPES, ELECTRICAL CABLES etc ARE NOT SCHEDULE SHOWN. THE ACTUAL POSITIONING OF APPARATUS MUST BE ESTABLISHED BY THE BUILDER/CONTRACTOR PRIOR TO COMMENCEMENT OF WORK AND REPOSITIONED TO SUIT THE INDIVIDUAL SERVICE SUPPLIERS INSTALLATION RECOMMENDATIONS.
HEALTH & SAFETY