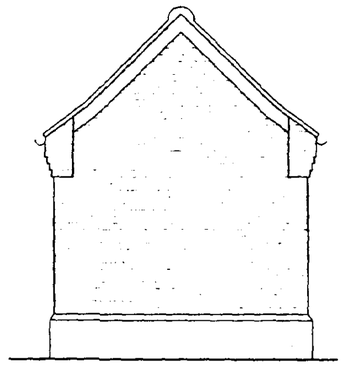

REAR ELEVATION

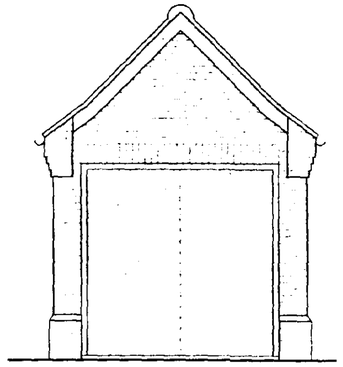

FRONT ELEVATION



SIDE ELEVATION



SIDE ELEVATION

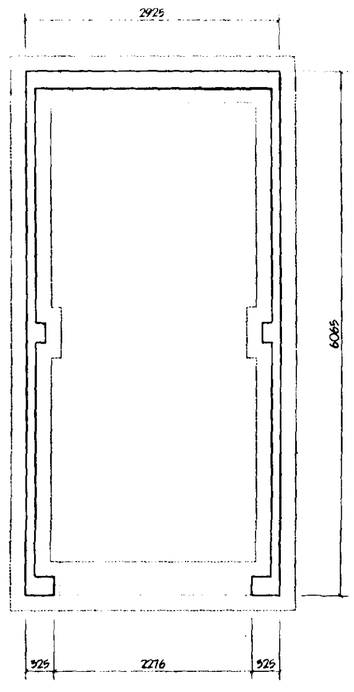

FLOOR PLAN

SHDC
Planning & Development
25 FEB 2002
Ref

ref	revision	date

G. R. MERCHANT
LENG AMICE FIWO

ARCHITECTURAL, STRUCTURAL AND LAND DRAINAGE CONSULTANTS

Unit 4, Wrights Mews
1 A Park Road, Holbeach,
[illegible]
Tel: 01406 490800
Fax: 01406 425744
E-Mail: G. R. Merchant @ Merchant. FS Co. UK

Project
RESIDENTIAL DEVELOPMENT
OFF HAWTHORN BANK
SPALDING
LINCS

Client
S & S DEVELOPMENTS

Drawing
SINGLE GARAGE
TO PLOTS 2, 3 & 4
PLAN & ELEVATIONS

Job Ref.	Drawing No.
279/01	09
Date	**Drawn**
FEB 2002	JPW

Scales
1/50

DO NOT SCALE FROM THIS DRAWING

This drawing is copyright and may not be altered, traced, photographed or used for any other purpose other than that for which it is issued. The General Contractor is to check all dimensions on site and report any discrepancies to the Architect. All details shown on this drawing include foundations [illegible] based upon typical site conditions relative to the area. No responsibility can be accepted for [illegible] conditions which may be discovered during construction unless reported to the Architect [illegible] design amendments may be considered. Site soil surveys are recommended in respect of foundations to establish specific site conditions before foundation work is undertaken. This drawing is [illegible] in the amount of information contained and does not purport to contain a full specification [illegible] the works. It is solely for the purpose of obtaining Planning / Building Regulation approval. This drawing must not be used as a contract document alone. The works will not be supervised [illegible] by G R Merchant or any representative thereof. It is the client or their appointee [illegible] responsibility to control workmanship, substitution of materials, [illegible] specification, variations to contract etc.

All materials [illegible] unless otherwise stated and all components and materials etc. to be used fitted and [illegible] in strict accordance with manufacturers instruction and relevant [illegible] practice. [illegible] shall conform to appropriate British standard specification or BBA certificate or European [illegible] equivalent. The Employer / Client shall ensure that the selected contractor is competent [illegible] adopts all measures necessary to achieve compliance with Health and Safety legislation for [illegible] sites and Work places. The Employer / Client is advised that should [illegible] need to do [illegible] with the Construction Design and Management Regulations an Independent Planning Supervisor will be required. The works shall comprise of all that is shown on the drawing and details. [illegible] that may not specifically shown but may be reasonably inferred as necessary [illegible] carry out the works shall be deemed to be included.

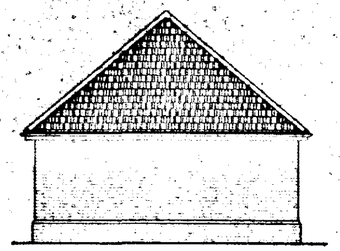

REAR ELEVATION

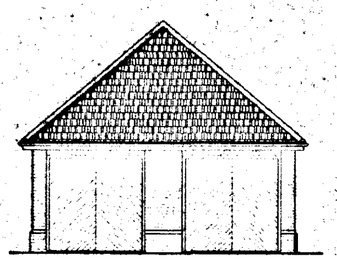

FRONT ELEVATION

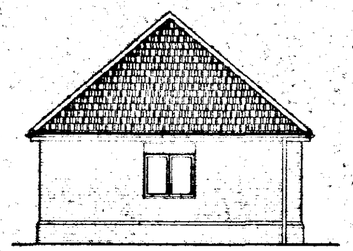

SIDE ELEVATION

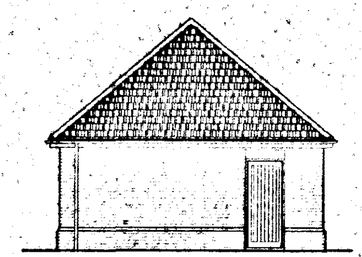

SIDE ELEVATION

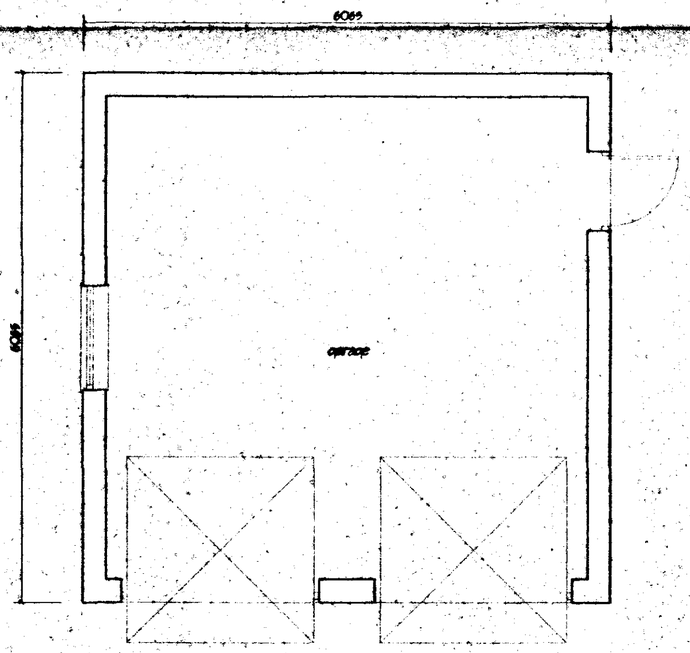

FLOOR PLAN

DETERMINED PLAN

CHDC Planning & Development

11 FEB 02

Ref 0186/02

G. R. MERCHANT BSc M
I.ENG AMICE FIWO

ARCHITECTURAL, STRUCTURAL AND LAND DRAINAGE CONSULTANTS

Unit 4, Wrights Mews
128 Park Road, Holbeach,
Spalding, Lincs. PE12 7EE
Tel: 01406 490800
Fax: 01406 425744
E-Mail: G. R. Merchant @ Merchant. Fsbusiness.co.uk

Project
RESIDENTIAL DEVELOPMENT
OFF HAWTHORN BANK
SPALDING
LINCS

Client
S & S DEVELOPMENTS

Drawing
DOUBLE GARAGE DESIGN
FOR PLOT 9 ONLY
PLAN & ELEVATIONS

Job Ref	Drawing No
279/01	11
Date: FEB 2002	Drawn: JPW

Scales: 1/50 1/100

DO NOT SCALE FROM THIS DRAWING

This drawing is copyright and may not be altered, traced, photographed or used for any other purposes other than that for which it is issued. The General Contractor is to check all dimensions on site and report any discrepancies to the Architect. All details shown on this drawing including dimensions are based upon levels and dimensions related to the area. No responsibility can be accepted for alterations which may be necessary to suit variations in ground conditions unless reported to the Architect at the time design recommendations may be considered. Site and service plans are recommended to be checked by a building control officer before foundations work is commenced. This drawing is limited in the amount of information contained and does not purport to contain a full specification of the works. It is solely for the purposes of obtaining Planning / Building Regulation Approval. This drawing must not be used as a contract document unless. The works will not be guaranteed or indemnified after by G R Merchant or any representative thereof. It is the client or their appointed agents responsibility to control workmanship, quality and use of materials, adherence to specification, variations in contract etc.

All estimates to be non-binding. Prices are stated and quotations are valid for 90 days from date of issue. Based and budgeted only on tender documentation with reasonable allowance for contingencies. Tender documentation to be prepared in accordance with Standard Method of Measurement 7th edition. Tenders to be based on bills of quantities prepared by a Chartered Quantity Surveyor. Tenders to be invited from a minimum of three contractors. The Employer / Client should ensure that the successful contractor is experienced in the type of work and is financially sound. Tenders to be in accordance with Health and Safety Regulation for Building sites and Work places. The Employer / Client is advised that should the tender exceed its budget, with the Construction Design and Management Regulations an independent Planning Supervisor will be required. The works and contents of all text or artwork on this drawing are confidential between the Client and G R Merchant and shall not be disclosed or used by any person, firm or corporate body for any purpose without the written permission of G R Merchant. Unless otherwise agreed in writing, the Copyright in all drawings, specifications and other documents prepared by G R Merchant in connection with the Contract shall remain the property of G R Merchant. The Client shall have a licence to use the documents for the purposes of the Contract but not for any extensions of the Contract or any other purpose or project without the written agreement of G R Merchant. Any such unauthorised amendment or use by the Client or any person or body that derives title through the Client shall be at the Client's sole risk and without liability to G R Merchant and the Client shall indemnify G R Merchant against all claims, costs, expenses and damages in connection with any such amendment or use. Any amendments to the plans by the Local Authority or other bodies may necessitate variations to the Contract Sum. Dimensions are not to be scaled from this drawing. Figured dimensions only are to be taken. All dimensions are to be checked on site by the Contractor before any work is put in hand or any materials or goods are ordered. Any discrepancies are to be reported to the Architect before proceeding with the work. Any errors or discrepancies found in the drawings or specification are to be reported to the Architect before proceeding with the work. Any errors or discrepancies found in the drawings or specification are to be reported to the Architect before proceeding with the work.

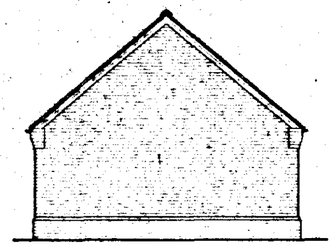

REAR ELEVATION

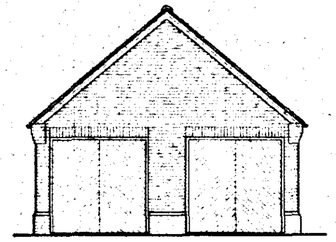

FRONT ELEVATION

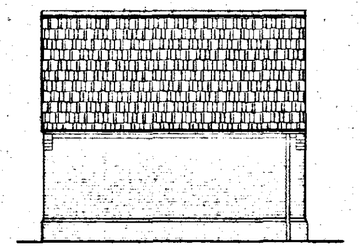

SIDE ELEVATION

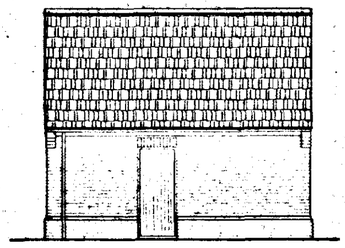

SIDE ELEVATION

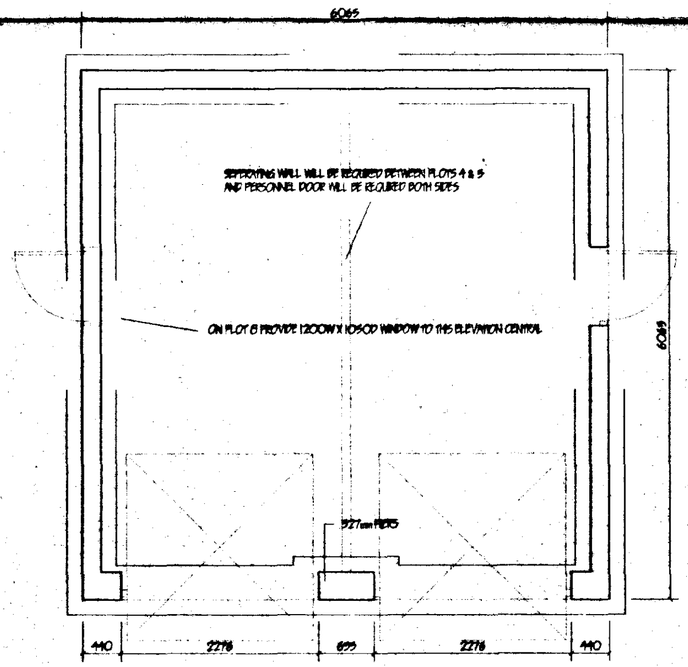

FLOOR PLAN

SHDC
Planning & Development
25 FEB 2002
Ref

Ref	Revision	Date

G. R. MERCHANT
I.ENG AMICE FIWO

ARCHITECTURAL, STRUCTURAL AND LAND DRAINAGE CONSULTANTS

Unit 4, Wrights Mews
12A Park Road, Holbeach,
Spalding, Lincs. PE12 7EE
Tel: 01406 490800
Fax: 01406 425744
E-Mail: G. R. Merchant @ Merchant. FS. Co. UK

Project
RESIDENTIAL DEVELOPMENT
OFF HAWTHORN BANK
SPALDING
LINCS

Client
S & S DEVELOPMENTS

Drawing
DOUBLE GARAGE
TO PLOTS (4 & 5) 7 & 8
PLAN & ELEVATIONS

Job Ref	Drawing No
279/01	10
Date	**Drawn**
FEB 2002	JPW

Scales
1/50 1/100

DO NOT SCALE FROM THIS DRAWING

This drawing is copyright and may not be altered, traced, photographed or used for any other purpose other than that for which it is issued. The General Contractor is to check all dimensions on site and report any discrepancies to the Architect. All details shown on this drawing including foundations are based upon typical site conditions related to the area. No responsibility can be accepted for unusual conditions which may be discovered during construction unless reported to the Architect so that design amendments may be considered. Site soil surveys are recommended in respect of foundations to establish specific site conditions before foundation work is undertaken. This drawing is limited in the amount of information contained and does not purport to contain a full specification of the works. It is solely for the purpose of obtaining Planning / Building Regulation approval. This drawing must not be used as a contract document alone. The works will not be supervised or inspected on site by G R Merchant or any representative thereof. It is the client or their appointed agents responsibility to control workmanship, substitution, adherence to specification, variations to contract etc.

All materials to be new unless otherwise stated and all components and materials etc. to be used fixed and installed etc. in strict accordance with manufacturers instruction and relevant code of practice. Materials shall conform to appropriate British standard specification or BSA certificate or European code equivalent. The Employer / Client shall ensure that the selected contractor is conversant with and adopts all measures necessary to achieve compliance with Health and Safety legislation for Building sites and Work places. The Employer / Client is advised that should the work need to comply with the Construction Design and Management Regulations an Independent Planning Supervisor will be required. The works shall comprise of all that is shown on the drawing and details. Work that may not specifically shown but may be reasonably inferred as necessary to carry out the works shall be deemed to be included.

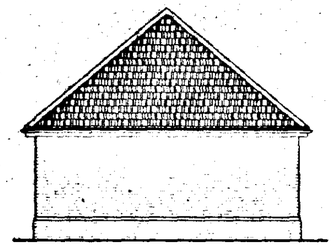

REAR ELEVATION

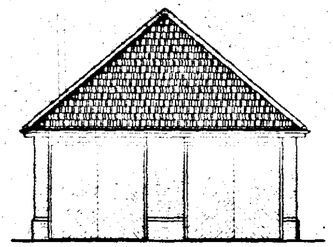

FRONT ELEVATION

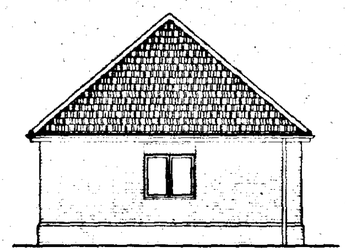

SIDE ELEVATION

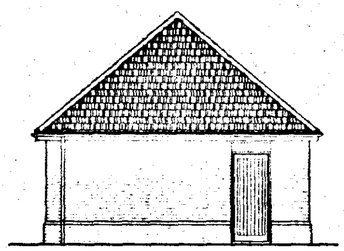

SIDE ELEVATION

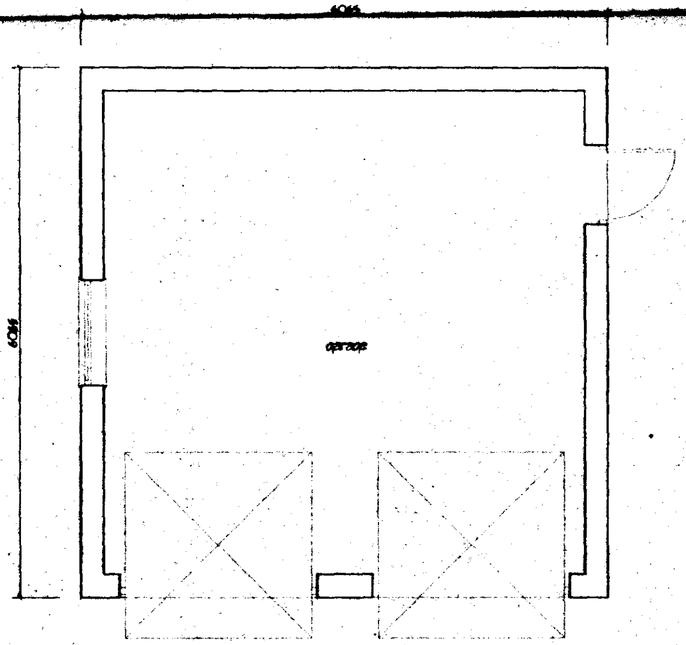

FLOOR PLAN

SHDC
Planning & Development
25 FEB 2002
Ref

G. R. MERCHANT
I.ENG AMICE FIWO

ARCHITECTURAL, STRUCTURAL AND LAND DRAINAGE CONSULTANTS

Unit 4, Wrights Mews
128A Park Road, Holbeach,
Spalding, Lincs. PE12 7EE
Tel: 01406 490600
Fax: 01406 425744
E-Mail: G. R. Merchant @ Merchant.99.
Co. UK

Project
RESIDENTIAL DEVELOPMENT
OFF HAWTHORN BANK
SPALDING
LINCS

Client
S & S DEVELOPMENTS

Drawing
DOUBLE GARAGE DESIGN
FOR PLOT 9 ONLY
PLAN & ELEVATIONS

Job Ref	Drawing No
279/01	11
Date: FEB 2002	Drawn: JPW

Scales
1/50 1/100

DO NOT SCALE FROM THIS DRAWING

This drawing is copyright and may not be reproduced, issued, photographed or used for any other purpose either from that for which it is issued. The General Contractor is to check all dimensions on site and report any discrepancies to the Architect. All details shown on this drawing including dimensions based upon plans are preliminary relative to the work. No responsibility can be accepted for dimensional conditions which may be dimensional during construction unless instructed by the Architect on this design amendment may be sanctioned. Site soil surveys are recommended to be carried out by specialists prior to foundation work is commenced. This drawing is limited in the amount of information contained and does not purport to contain a full specification of the works. It is issued for the purposes of obtaining Planning / Building Regulations approval. This drawing must not be used as a contract document alone. The works will not be superseded or supplemented or else by G R Merchant or any representation thereof. It is the client or their appointed agents responsibility to complete specification, bill of materials, subcontractor specification, schedules to contract etc.

All materials to be new unless otherwise stated and all components and materials are to be used fixed and installed are to strict accordance with manufacturers instruction and relevant code of practice. Contractors shall conform to reasonable British standard specification or BBA certificate or European code equivalent. The Engineer / Client shall ensure that the selected contractor is experienced with and adopts all necessary measures to satisfy requirements with Health and Safety regulations for Building Sites and Work places. The Engineer / Client is advised that should the client want to comply with the Construction Design and Management Regulations an independent Planning Supervisor will be required. The whole completion of all that is shown on the drawing and details. Work that may not specifically shown but may be reasonably inferred as necessary to carry out the works shall be deemed to be included.

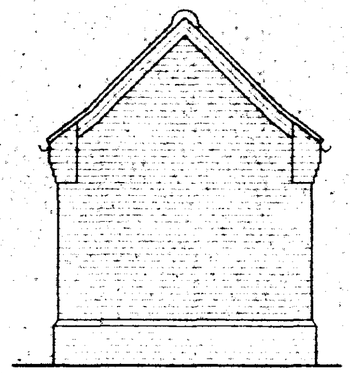

REAR ELEVATION



FRONT ELEVATION



SIDE ELEVATION



SIDE ELEVATION

FLOOR PLAN

DETERMINED PLAN

SHDC
Planning & Development
18 FEB 2002
Ref 0186/02

ref.	revision	date

G. R. MERCHANT B.Eng AMICE FIWO

ARCHITECTURAL, STRUCTURAL AND LAND DRAINAGE CONSULTANTS

Unit 4, Wrights Mews
12A Park Road, Holbeach,
Spalding, Lincs. PE12 7EE
Tel: 01406 490800
Fax: 01406 425744
E-Mail: G. R. Merchant @ Merchant.Ms.Co.UK

Project
RESIDENTIAL DEVELOPMENT
OFF HAWTHORN BANK
SPALDING
LINCS

Client
S & S DEVELOPMENTS

Drawing
SINGLE GARAGE
TO PLOTS 2, 3 & 4
PLAN & ELEVATIONS

Job Ref.	Drawing No.
279/01	09
Date: FEB 2002	Drawn: JPW

Scales
1/50

DO NOT SCALE FROM THIS DRAWING

This drawing is copyright and may not be altered, photographed or used for any other purpose other than that for which it is issued. The Contractor is to check all dimensions on site and report any discrepancies to the Architect. All details shown on this drawing including foundations are based upon typical site conditions related to the area. No responsibility can be accepted for abnormal conditions which may be discovered during construction unless reported to the Architect so that design amendments may be considered. Site soil surveys are recommended at request of the Architect to establish specific site conditions before foundation work is undertaken. This drawing is limited in the amount of information contained and does not purport to contain a full specification of the works. It is solely for the purpose of obtaining Planning / Building Regulation approval. This drawing must not be used as a contract document alone. The works will not be supervised or inspected on site by G R Merchant or any representative thereof. It is the client or their appointed agents responsibility to control workmanship, substitution of materials, adherence to specification, workforce to comment etc.

All materials to be new unless otherwise stated and all materials and installations to be used fixed and installed etc. in strict accordance with manufacturers instruction and relevant code of practice. Contractor shall conform to appropriate British and/or European codes of practice or European norms application. The Employer / Client shall ensure that the selected contractor is competent with and adopts all measures necessary to achieve compliance with Health and Safety regulations for Building sites and Work places. The Employer / Client is advised that should the works need to comply with the Construction Design and Management Regulations an Independent Planning Supervisor will be required. The works shall comprise of all that is shown on the drawing and details. Work that may not specifically shown but may be reasonably inferred as necessary to carry out the works shall be deemed to be included.

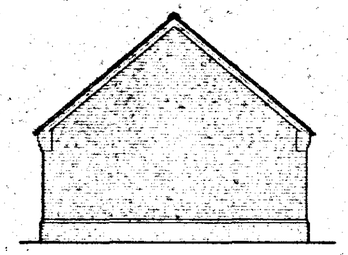

REAR ELEVATION

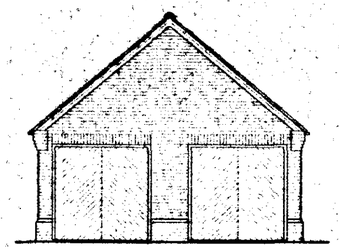

FRONT ELEVATION

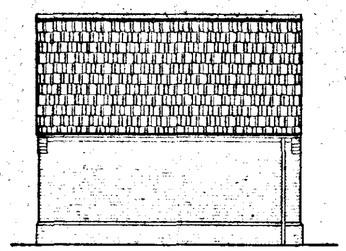

SIDE ELEVATION

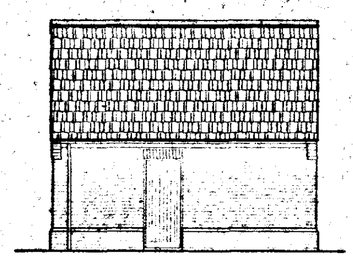

SIDE ELEVATION

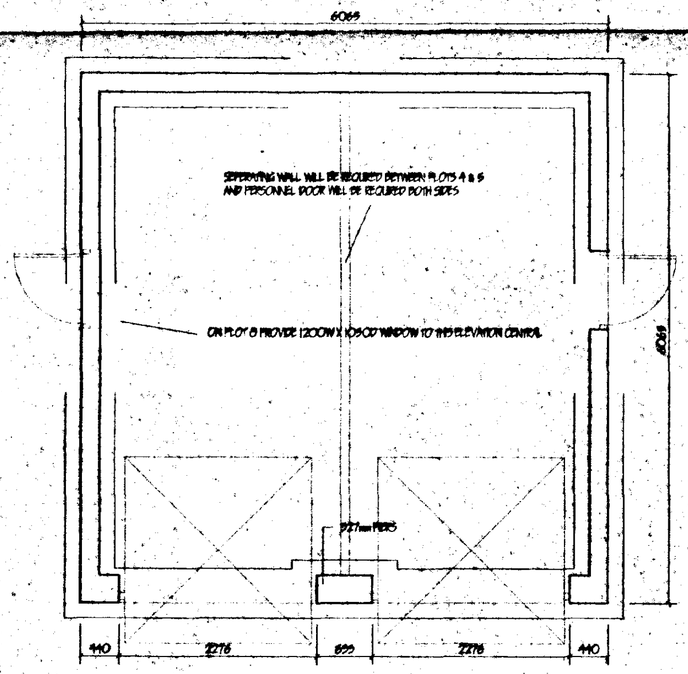

FLOOR PLAN

DETERMINED PLAN
SHDC
Planning & Development
18 FEB 2002
Ref 0186/02

G. R. MERCHANT BSc M
I.ENG AMICE FTWO

ARCHITECTURAL, STRUCTURAL AND LAND DRAINAGE CONSULTANTS

Unit 4, Wrights Mews
128 Park Road, Holbeach,
Spalding, Lincs. PE12 7EE
Tel: 01406 426000
Fax: 01406 426744
E-Mail: G. R. Merchant @ Merchant. FS.
Co. UK

Project
RESIDENTIAL DEVELOPMENT
OFF HAWTHORN BANK
SPALDING
LINCS

Client
S & S DEVELOPMENTS

Drawing
DOUBLE GARAGE
TO PLOTS (4 & 5) 7 & 8
PLAN & ELEVATIONS

Job Ref	Drawing No
279/01	10
Date: FEB 2002	Drawn: JPW

Scales
1/50 1/100

DO NOT SCALE FROM THIS DRAWING

This drawing is copyright and may not be offered, issued, photographed or used for any other purpose or times than for which it is issued. The General Contractor is to check all dimensions on site and report any discrepancies to the Architect. All details shown on this drawing (including standard and general notes) upon which the conditions relative to the work the responsibility can be detailed for dimensional conditions which may be discovered during construction shall be reported to the Architect so that design amendments may be considered. Site and survey are recommended to be carried out by a competent surveyor. Unless otherwise specified, all dimensions are in millimetres. This drawing is limited to the amount of information contained and does not purport to contain a full specification of the works. It is issued for the purposes of obtaining Planning / Building Regulation approval. This drawing must not be used as a contract document alone. This works will not be interpreted or translated or alter by G R Merchant or any representative thereof. It is the client or their agreement agents responsibility to control workmanship & satisfaction of materials, adherence to specifications, compliance to contract etc.

Standards to be taken as the latest edition and all comments and work shall be to the said Act and Amended etc. In other instances the manufacturers printed instructions are to be followed where applicable. Where discrepancies occur between drawings and specification, the specification or Surveyor shall be notified. The Engineer / Client shall ensure that the detailed construction is approved with and adapted as necessary to satisfy compliance with Health and Safety legislation for Building and all other places. The Developer / Client is advised that should the works not be started within one year of the date of this drawing, then we recommend that the Local Planning Authority will be notified. The works and omissions of all third is shown on the drawing and details. Work that may not specifically shown it may be reasonably inferred as necessary to carry out the works shall be deemed to be included.

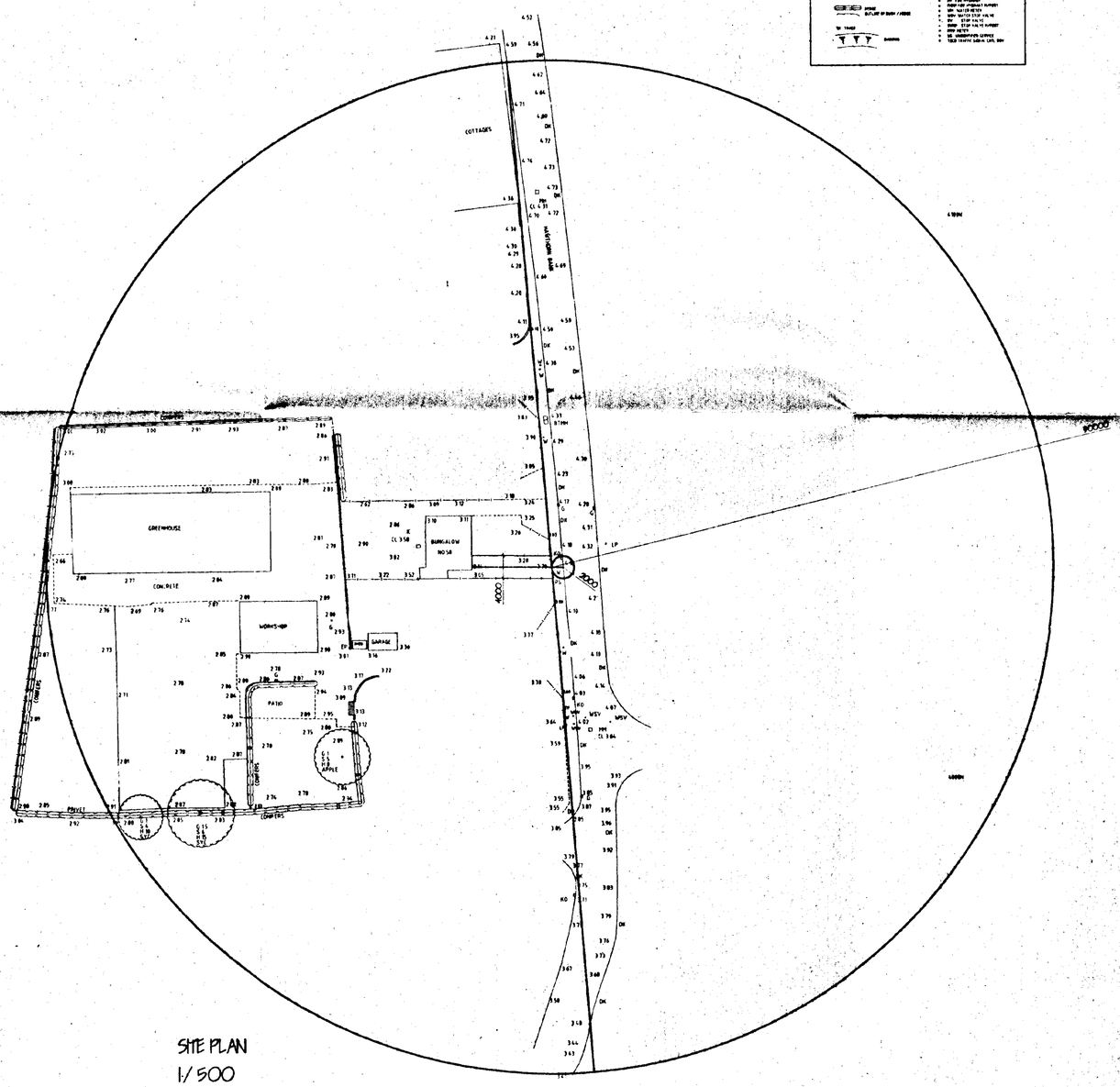

SITE PLAN
1/500

LOCATION PLAN
1/2500

SHDC
Planning & Development
25 FEB 2002
Ref

ref	revision	date

G. R. MERCHANT
I.ENG AMICE FIWO

ARCHITECTURAL, STRUCTURAL AND LAND DRAINAGE CONSULTANTS

Unit 4, Wrights Mews
12A Park Road, Holbeach,
Spalding, Lincs. PE12 7EE
Tel: 01406 490600
Fax: 01406 425744
E-Mail: G. R. Merchant @ Merchant. FS. Co. UK

Project
RESIDENTIAL DEVELOPMENT
OFF HAWTHORN BANK
SPALDING
LINCS

Client
MR & MRS P ALLARD

Drawing
SITE & LOCATION PLANS

Job Ref	Drawing No
279/01	02
Date	Drawn
AUG 2001	GRM

Scales
AS INDICATED

DO NOT SCALE FROM THIS DRAWING

This drawing is copyright and may not be stored, traced, photographed or used for any other purpose other than that for which it is issued. The General Contractor is to check all dimensions on site and report any discrepancies to the Architect. All details shown on this drawing including foundations are based upon typical site conditions relative to the area. No responsibility can be accepted for abnormal conditions which may be discovered during construction unless reported to the Architect and/or design amendments may be considered. Site soil surveys are recommended in respect of foundations to establish specific site conditions before foundation work is undertaken. This drawing is limited in the amount of information contained and does not purport to contain a full specification of the works. It is solely for the purpose of obtaining Planning / Building Regulation approval. This drawing must not be used as a contract document alone. The works will not be supervised or inspected on site by G R Merchant or any representative thereof. It is the client or their appointed agents responsibility to control workmanship, substitution of materials, adherence to specification, variations to contract etc.

All materials to be new unless otherwise stated and all components and materials etc. to be used fitted and installed etc. in strict accordance with manufacturers instruction and relevant code of practice. Materials shall conform to appropriate British standard specification or BSA certificate or European code equivalent. The Employer / Client shall ensure that the selected contractor is competent with and adopts all measures necessary to achieve compliance with Health and Safety legislation for Building sites and Work places. The Employer / Client is advised that should the works need to comply with the Construction Design and Management Regulations an independent Planning Supervisor will be required. The works shall comprise of all that is shown on the drawing and details. Work that may not specifically shown but may be reasonably inferred as necessary to carry out the works shall be deemed to be included.

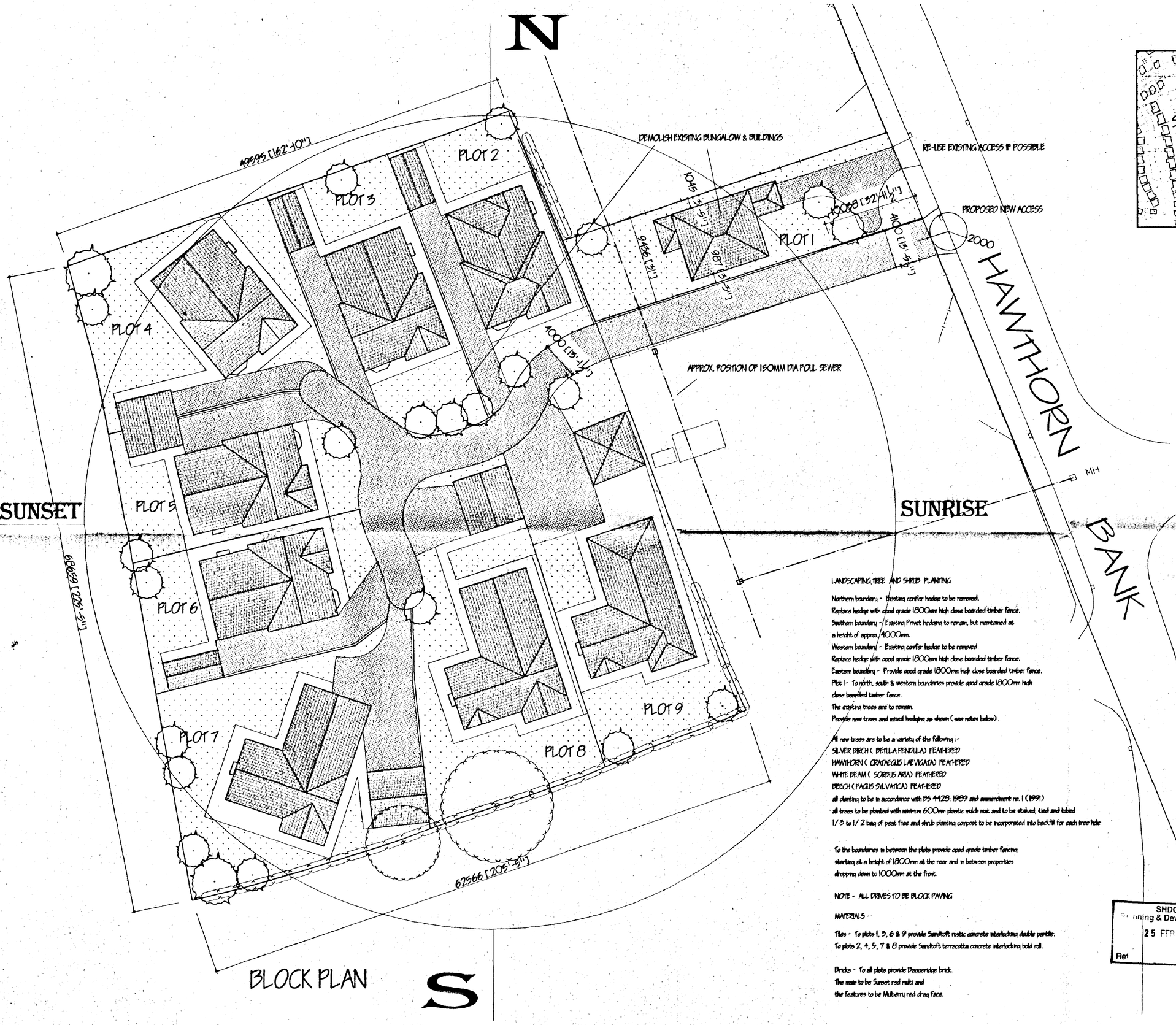

BLOCK PLAN

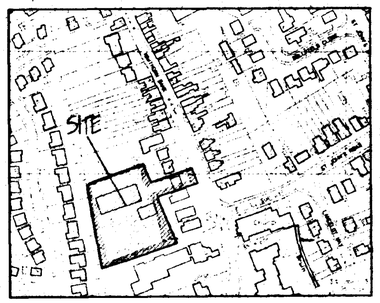

LOCATION PLAN

LANDSCAPING, TREE AND SHRUB PLANTING

Northern boundary - Existing conifer hedge to be removed.
Replace hedge with good grade 1800mm high close boarded timber fence.
Southern boundary - Existing Privet hedging to remain, but maintained at a height of approx. 4000mm.
Western boundary - Existing conifer hedge to be removed.
Replace hedge with good grade 1800mm high close boarded timber fence.
Eastern boundary - Provide good grade 1800mm high close boarded timber fence.
Plot 1 - To north, south & western boundaries provide good grade 1800mm high close boarded timber fence.
The existing trees are to remain.
Provide new trees and mixed hedging as shown (see notes below).

All new trees are to be a variety of the following :-
SILVER BIRCH (BETULA PENDULA) FEATHERED
HAWTHORN (CRATAEGUS LAEVIGATA) FEATHERED
WHITE BEAM (SORBUS ARIA) FEATHERED
BEECH (FAGUS SYLVATICA) FEATHERED
all planting to be in accordance with BS 4428: 1989 and ammendment no. 1 (1991)
all trees to be planted with minimum 600mm plastic mulch mat and to be staked, tied and tubed
1/3 to 1/2 bag of peat free and shrub planting compost to be incorporated into backfill for each tree hole

To the boundaries in between the plots provide good grade timber fencing starting at a height of 1800mm at the rear and in between properties dropping down to 1000mm at the front.

NOTE - ALL DRIVES TO BE BLOCK PAVING

MATERIALS -

Tiles - To plots 1, 3, 6 & 9 provide Sandtoft rustic concrete interlocking double pantile.
To plots 2, 4, 5, 7 & 8 provide Sandtoft terracotta concrete interlocking bold roll.

Bricks - To all plots provide Baggeridge brick.
The main to be Sunset red multi and
the features to be Mulberry red drag face.

SHDC
Planning & Development
25 FEB 2002
Ref

ref	revision	date
A	PLANNING APPLICATION	FEB 2002

G. R. MERCHANT
I.ENG AMICE FIWO
ARCHITECTURAL, STRUCTURAL AND LAND DRAINAGE CONSULTANTS
Unit 4, Wrights Mews
12A Park Road, Holbeach,
Spalding, Lincs. PE12 7EE
Tel: 01406 490800
Fax: 01406 425744
E-Mail: G. R. Merchant @ Merchant. FS. Co. UK

Project
RESIDENTIAL DEVELOPMENT
OFF HAWTHORN BANK
SPALDING
LINCS

Client
S & S DEVELOPMENTS

Drawing
SITE & LOCATION PLANS

Job Ref.	Drawing No.
279/01	03 A
Date	Drawn
NOV 2001	JPW

Scales
1/200 1/2500

DO NOT SCALE FROM THIS DRAWING

This drawing is copyright and may not be altered, traced, photographed or used for any other purpose other than that for which it is issued. The General Contractor is to check all dimensions on site and report any discrepancies to the Architect. All details shown on this drawing including foundations are based upon typical site conditions related to the area. No responsibility can be accepted for abnormal conditions which may be discovered during construction unless reported to the Architect so that design ammendments may be considered. Site soil surveys are recommended in respect of foundations to establish specific site conditions before foundation work is undertaken. This drawing is limited to the amount of information contained and does not purport to contain a full specification of the works. It is solely for the purpose of obtaining Planning / Building Regulation approval. This drawing must not be used as a contract document alone. The works will not be supervised or inspected on site by G R Merchant or any representative thereof. It is the client or their appointed agents responsibility to control workmanship, substitution of materials, adherence to specification, variations to contract etc.
All materials to be new unless otherwise stated and all components and materials etc. to be used fitted and installed etc. in strict accordance with manufacturers instruction and relevant code of practice. Materials shall conform to appropriate British standard specification or BBA certificate or European code equivalent. The Employer / Client shall ensure that the selected contractor is commerced with and adopts all measures necessary to achieve compliance with Health and Safety legislation for Building sites and Work places. The Employer / Client is advised that should the works need to comply with the Construction Design and Management Regulations an Independent Planning Supervisor will be required. The works shall comprise of all that is shown on the drawing and details. Work that may not specifically shown but may be reasonably inferred as necessary to carry out the works shall be deemed to be included.



FRONT ELEVATION

SIDE ELEVATION

REAR ELEVATION

SIDE ELEVATION

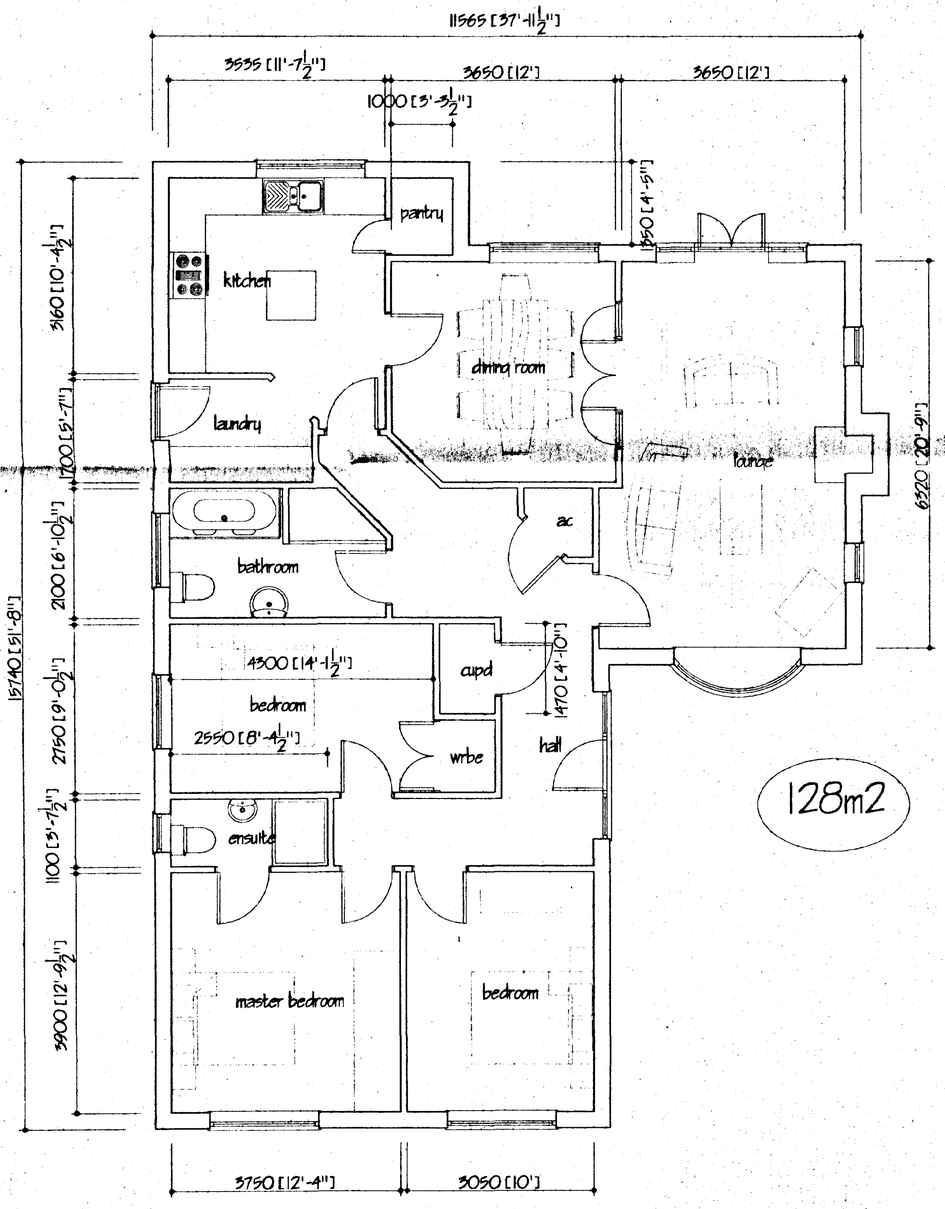

GROUND FLOOR PLAN

ref.	revision	date
A	HANDING THE DRAWING & PLANNING APP	FEB 2002

G. R. MERCHANT
I.ENG AMICE FIWO

ARCHITECTURAL, STRUCTURAL AND LAND DRAINAGE CONSULTANTS

Unit 4, Wrights Mews
12A Park Road, Holbeach,
Spalding, Lincs. PE12 7EE
Tel: 01406 490800
Fax: 01406 425744
E-Mail: G. R. Merchant @ Merchant. FS. Co. UK

Project
RESIDENTIAL DEVELOPMENT
OFF HAWTHORN BANK
SPALDING
LINCS

Client
S & S DEVELOPMENTS

Drawing
3 BEDROOM BUNGALOW DESIGN
TO PLOTS 7 & 8
PLAN & ELEVATIONS

Job Ref	Drawing No.
279/01	04 A
Date: JAN 2002	Drawn: JPW

Scales
1/50 1/100

SHDC
Planning & Development
25 FEB 2002
Ref

DO NOT SCALE FROM THIS DRAWING
This drawing is copyright and may not be altered, traced, photographed or used for any other purpose other than that for which it is issued. The General Contractor is to check all dimensions on site and report any discrepancies to the Architect. All details shown on this drawing including foundations are based upon typical site conditions related to the area. No responsibility can be accepted for abnormal conditions which may be discovered during construction unless reported to the Architect so that design amendments may be considered. Site soil surveys are recommended in respect of foundations to establish specific site conditions before foundation work is undertaken. This drawing is limited in the amount of information contained and does not purport to contain a full specification of the works. It is solely for the purpose of obtaining Planning / Building Regulations approval. This drawing must not be relied as a contract document alone. The works will not be supervised or inspected on site by G R Merchant or any representative thereof. It is the client or their appointed agents responsibility to control workmanship, substitution of materials, adherence of specification, variations to contract etc.
All materials to be new unless otherwise stated and all components and materials etc. to be used fitted and installed etc. in strict accordance with manufacturers instruction and relevant code of practice. Materials shall conform to appropriate British standard specification or BBA certificate or European code equivalent. The Employer / Client shall ensure that the selected contractor is conversant with and adopts all measures necessary to achieve compliance with Health and Safety Regulations for building sites and Work places. The Employer / Client is advised that should the works need to comply with the Construction Design and Management Regulations an independent Planning Supervisor will be required. The works shall comprise of all that is shown on the drawing and details. Work that may not specifically shown but may be reasonably inferred as necessary to carry out the works shall be deemed to be included

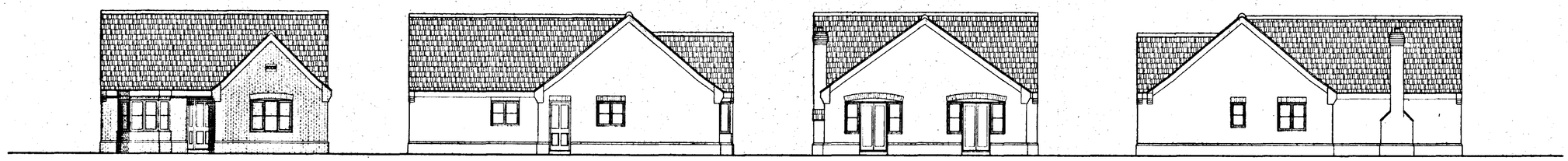

FRONT ELEVATION

SIDE ELEVATION

REAR ELEVATION

SIDE ELEVATION

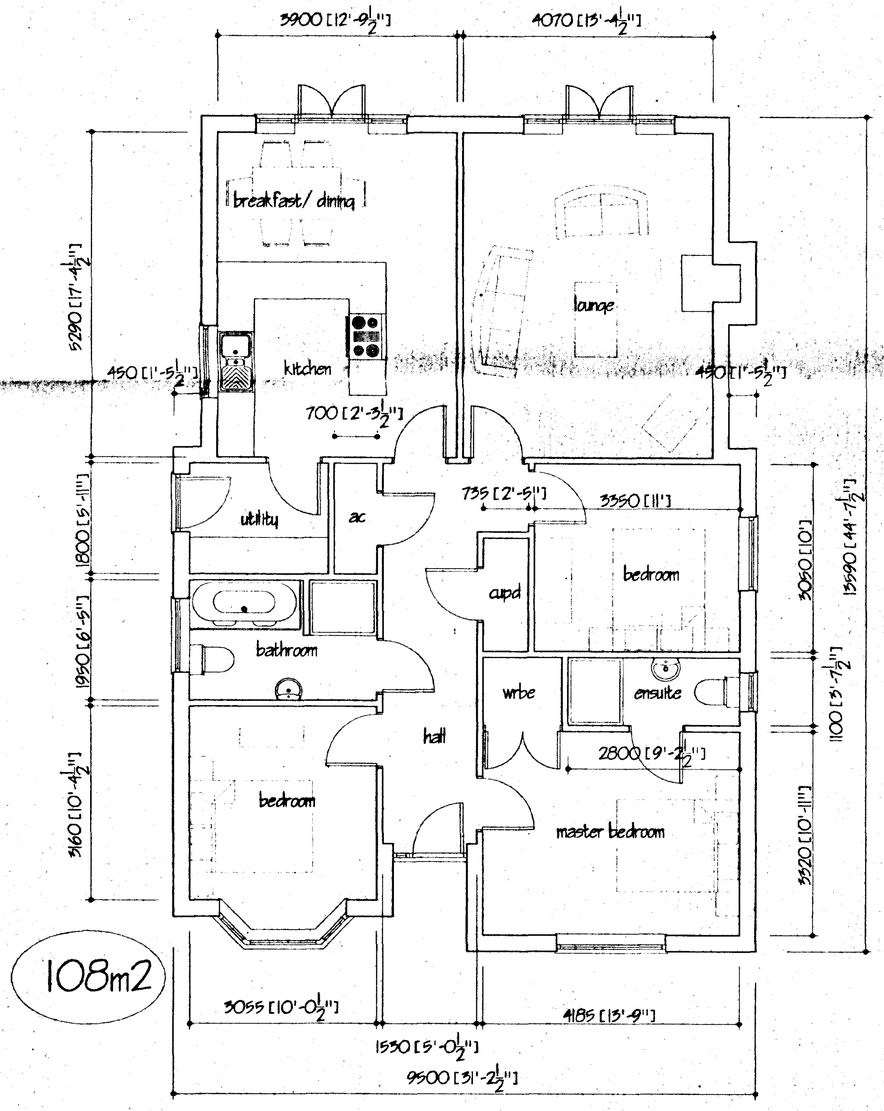

GROUND FLOOR PLAN

ref.	revision	date
A	DESIGN HANDED AND PLANNING APP	FEB 2002

G. R. MERCHANT
B.ENG AMICE FIWO

ARCHITECTURAL, STRUCTURAL AND LAND DRAINAGE CONSULTANTS

Unit 4, Wrights Mews
12A Park Road, Holbeach,
Spalding, Lincs. PE12 7EE
Tel: 01406 490900
Fax: 01406 425744
E-Mail G. R. Merchant @ Merchant. FS. Co. UK

Project
RESIDENTIAL DEVELOPMENT
OFF HAWTHORN BANK
SPALDING
LINCS

Client
S & S DEVELOPMENTS

Drawing
3 BEDROOM BUNGALOW DESIGN
TO PLOTS 3, 4, 6 & PLOT 5 HANDED
PLAN & ELEVATIONS

Job Ref.	Drawing No.
279/01	.05
Date: JAN 2002	Drawn: JPW

Scales
1/50 1/100

SHDC
Planning & Development
25 FEB 2002
Ref

DO NOT SCALE FROM THIS DRAWING

This drawing is copyright and may not be altered, traced, photographed or used for any other purpose other than that for which it is issued. The General Contractor is to check all dimensions on site and report any discrepancies to the Architect. All details shown on the drawing including foundations are based upon typical site conditions related to the area. No responsibility can be accepted for abnormal conditions which may be discovered during construction unless reported to the Architect so that design amendments may be considered. Site soil surveys are recommended in respect of foundations to establish specific site conditions before foundation work is undertaken. This drawing is limited in the amount of information contained and does not purport to contain a full specification of the works. It is solely for the purpose of obtaining Planning / Building Regulation approval. This drawing must not be used as a contract document alone. The works will not be supervised or inspected on site by G R Merchant or any representative thereof. It is the client or their appointed agents responsibility to control workmanship, substitution of materials, adherance to specification, variations to contract etc.

All materials to be new unless otherwise stated and all components and materials etc. to be used fitted and installed etc. in strict accordance with manufacturers instruction and relevant code of practice. Materials shall conform to appropriate British standard specification or BBA certificate or European code equivalent. The Employer / Client shall ensure that the selected contractor is competent with and adopts all measures necessary to achieve compliance with Health and Safety legislation for Building sites and Work places. The Employer / Client is advised that should the works need to comply with the Construction Design and Management Regulations an Independent Planning Supervisor will be required. The works shall comprise of all that is shown on the drawing and details. Work that may not specifically shown but may be reasonably inferred as necessary to carry out the works shall be deemed to be included.

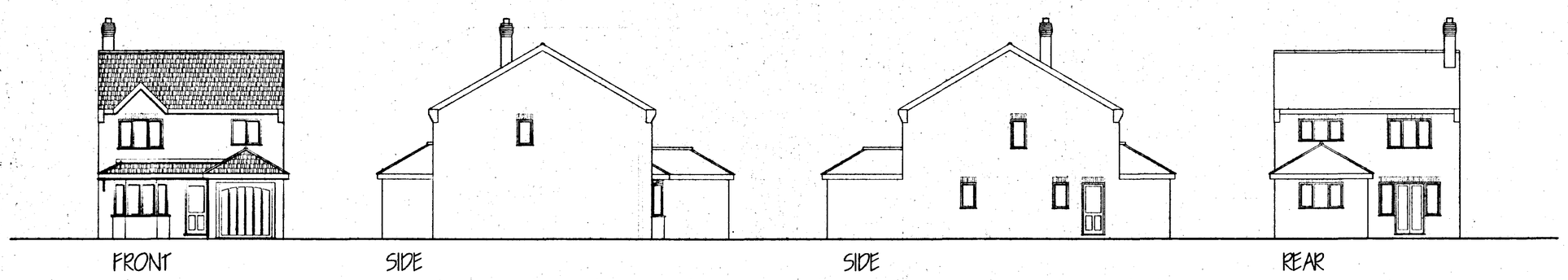

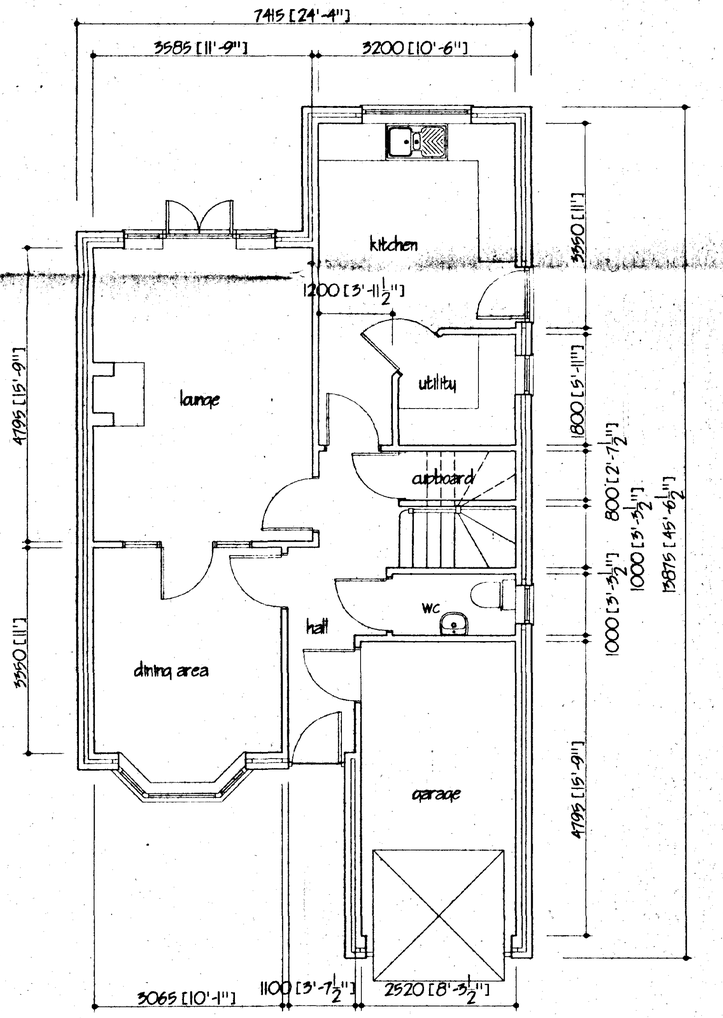

GROUND FLOOR PLAN

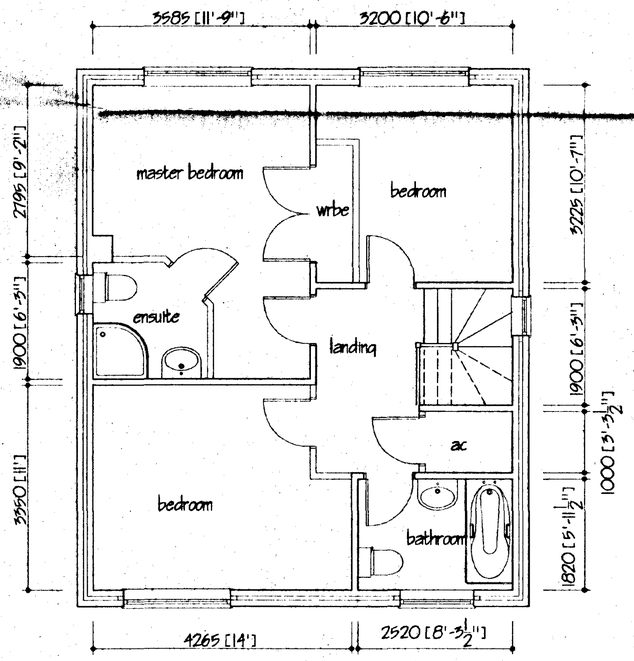

FIRST FLOOR PLAN

SHDC
Planning & Development
25 FEB 2002
Ref

ref:	revision	date

G. R. MERCHANT
I.ENG AMICE FIWO

ARCHITECTURAL, STRUCTURAL AND LAND DRAINAGE CONSULTANTS

Unit 4, Wrights Mews
12A Park Road, Holbeach,
Spalding, Lincs. PE12 7EE
Tel: 01406 490800
Fax: 01406 425744
E-Mail: G. R. Merchant @ Merchant. PS. Co. UK

Project
RESIDENTIAL DEVELOPMENT
OFF HAWTHORN BANK
SPALDING
LINCS

Client
S & S DEVELOPMENTS

Drawing
3 BEDROOM HOUSE DESIGN
FOR PLOT 1 ONLY
PLANS & ELEVATIONS

Job Ref.	Drawing No.
279/01	06
Date	Drawn
JAN 2002	JPW

Scales
1/50 1/100

DO NOT SCALE FROM THIS DRAWING

This drawing is copyright and may not be altered, traced, photographed or used for any other purpose other than that for which it is issued. The General Contractor is to check all dimensions on site and report any discrepancies to the Architect. All details shown on this drawing including foundations are based upon typical site conditions related to the area. No responsibility can be accepted for abnormal conditions which may be discovered during construction unless reported to the Architect so that design ammendments may be considered. Site soil surveys are recommended in respect of foundations to establish specific site conditions before foundation work is undertaken. This drawing is limited in the amount of information contained and does not purport to contain a full specification of the works. It is solely for the purpose of obtaining Planning / Building Regulation approval. This drawing must not be used as a contract document alone. The works will not be supervised or inspected on site by G R Merchant or any representative thereof. It is the client or their appointed agents responsibility to control workmanship, substitution of materials, adherence to specification, variations to contract etc.

All materials to be new unless otherwise stated and all components and materials etc. to be used fitted and installed etc. in strict accordance with manufacturers instruction and relevant code of practice. Materials shall conform to appropriate British standard specification or BRA certificate or European code equivalent. The Employer / Client shall ensure that the selected contractor is conversant with and adopts all measures necessary to achieve compliance with Health and Safety legislation for Building sites and Work places. The Employer / Client is advised that should the works need to comply with the Construction Design and Management Regulations an Independent Planning Supervisor will be required. The works shall comprise of all that is shown on the drawing and details. Work that may not specifically shown but may be reasonably inferred as necessary to carry out the works shall be deemed to be included

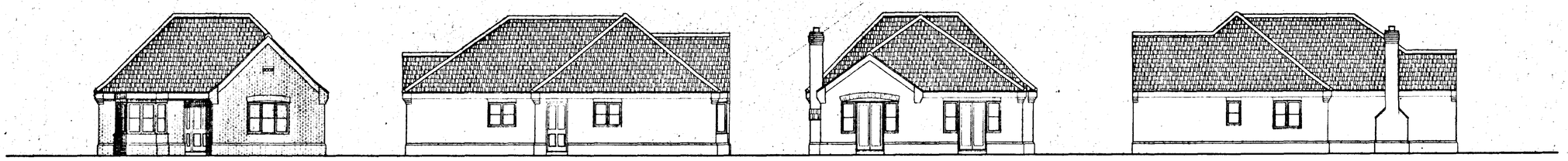

FRONT ELEVATION

SIDE ELEVATION

REAR ELEVATION

SIDE ELEVATION

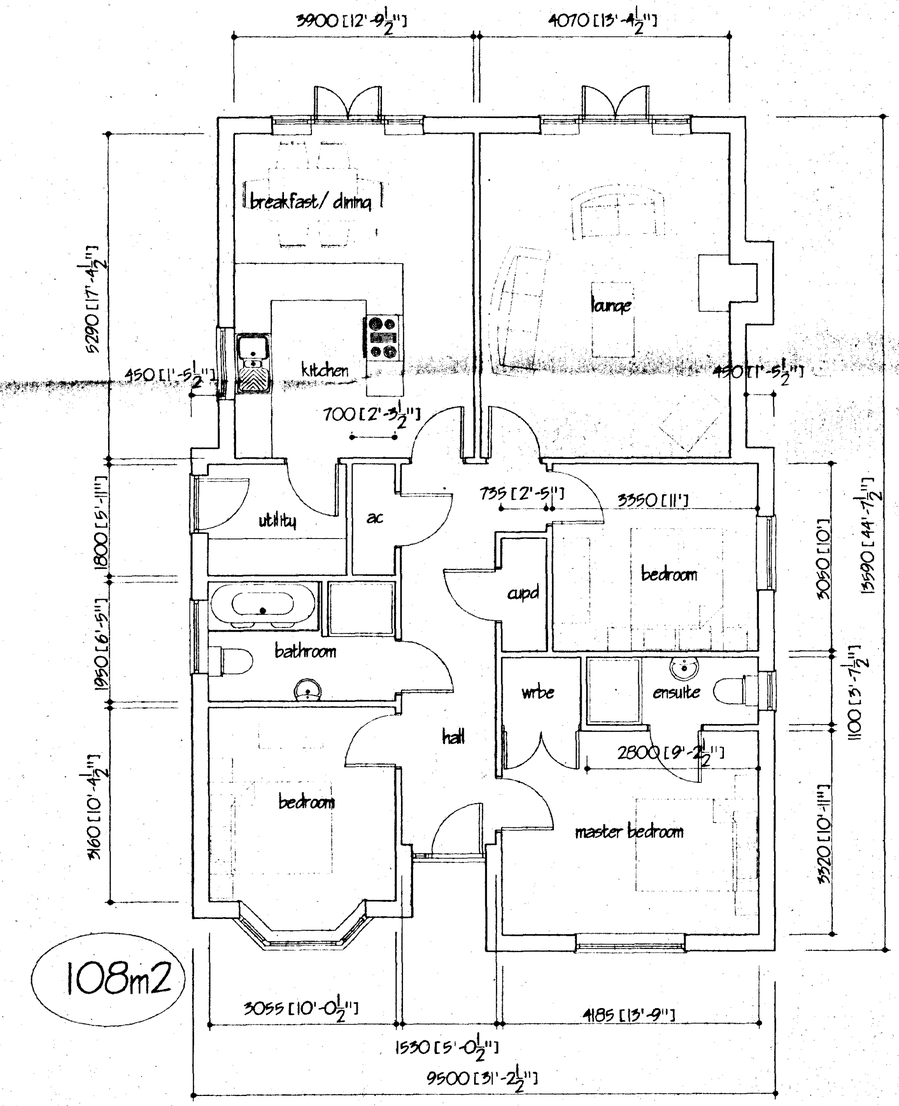

108m2

GROUND FLOOR PLAN

ref	revision	date

G. R. MERCHANT
I.ENG AMICE FIWO

ARCHITECTURAL, STRUCTURAL AND LAND DRAINAGE CONSULTANTS

Unit 4, Wrights Mews
12A Park Road, Holbeach,
Spalding, Lincs. PE12 7EE
Tel: 01406 490900
Fax: 01406 425744
E-Mail: G. R. Merchant @ Merchant. FS. Co. UK

Project
RESIDENTIAL DEVELOPMENT
OFF HAWTHORN BANK
SPALDING
LINCS

Client
S & S DEVELOPMENTS

Drawing
3 BEDROOM BUNGALOW DESIGN
TO PLOT 2 ONLY
PLAN & ELEVATIONS

Job Ref.	Drawing No.
279/01	07
Date	Drawn
FEB 2002	JPW

Scales
1/50 1/100

DO NOT SCALE FROM THIS DRAWING

This drawing is copyright and may not be altered, traced, photographed or used for any other purpose other than that for which it is issued. The General Contractor is to check all dimensions on site and report any discrepancies to the Architect. All details shown on this drawing including foundations are based upon typical site conditions related to the area. No responsibility can be accepted for abnormal conditions which may be discovered during construction unless reported to the Architect so that design amendments may be considered. Site soil surveys are recommended to respect of foundations to establish specific site conditions before foundation work is undertaken. This drawing is limited in the amount of information contained and does not purport to contain a full specification of the works. It is solely for the purpose of obtaining Planning / Building Regulation approval. This drawing must not be used as a contract document alone. The works will not be supervised or inspected on site by G R Merchant or any representative thereof. It is the client or their appointed agents responsibility to control workmanship, substitution of materials, adherence to specification, variations to contract etc.

All materials to be new unless otherwise stated and all components and materials etc. to be used fitted and installed etc. in strict accordance with manufacturers instruction and relevant code of practice. Materials shall conform to appropriate British standard specification or BBA certificate or European code equivalent. The Employer / Client shall ensure that the selected contractor is conversant with and adopts all measures necessary to achieve compliance with Health and Safety legislation for Building sites and Work places. The Employer / Client is advised that should the works need to comply with the Construction Design and Management Regulations an independent Planning Supervisor will be required. The works shall comprise of all that is shown on the drawing and details. Work that may not specifically shown but may be reasonably inferred as necessary to carry out the works shall be deemed to be included.

SHDC
Planning & Development
25 FEB 2002
Ref

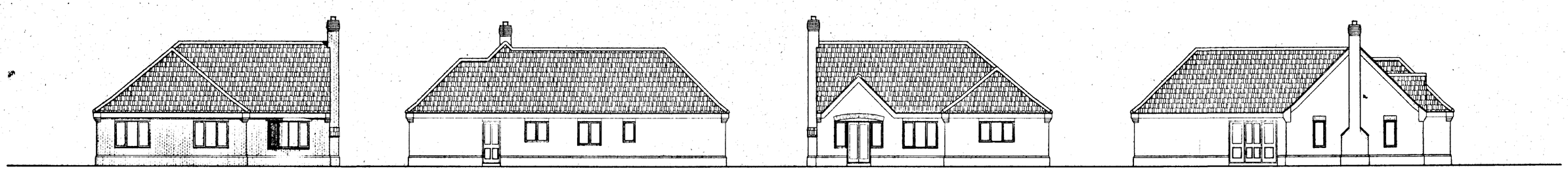

FRONT ELEVATION

SIDE ELEVATION

REAR ELEVATION

SIDE ELEVATION

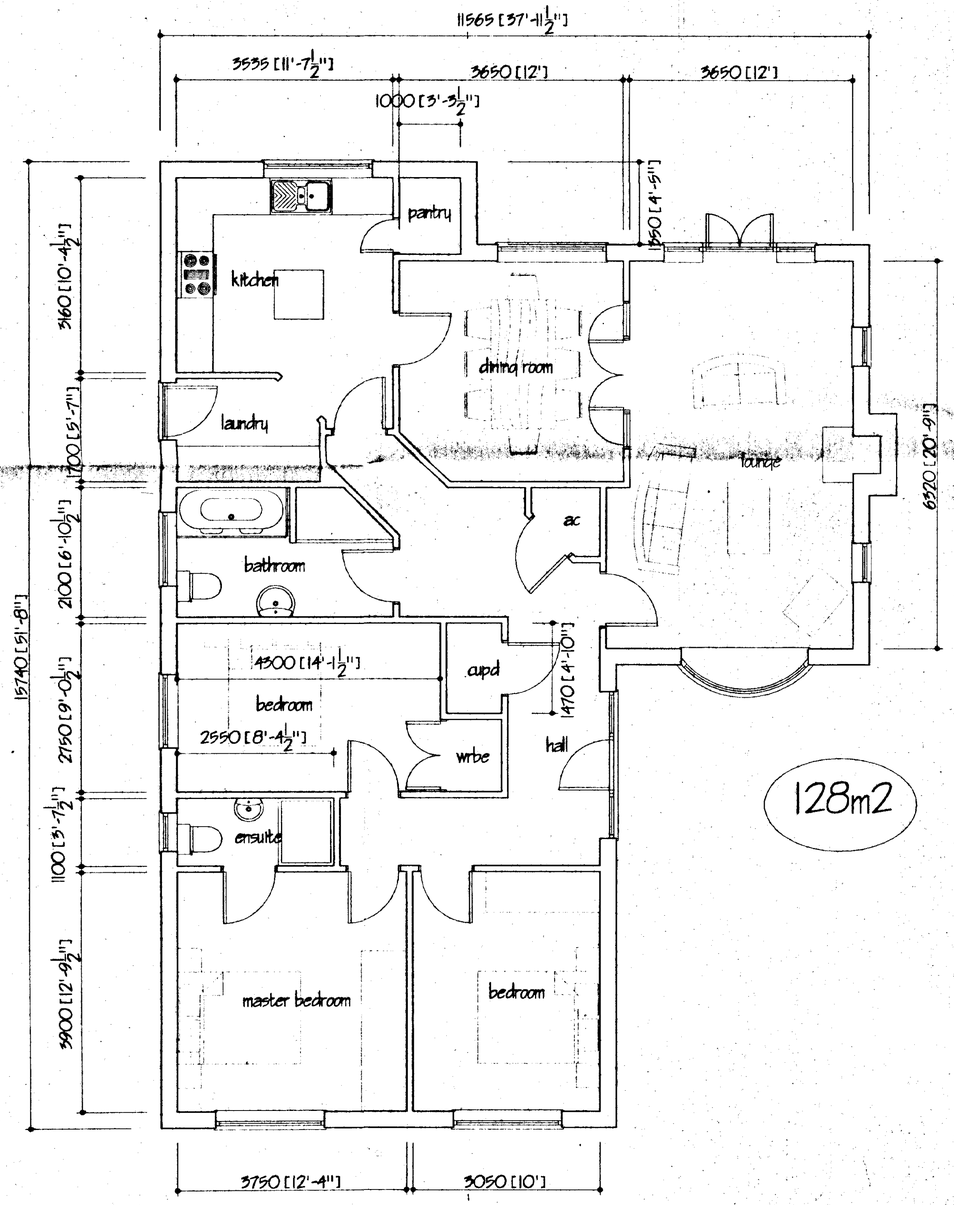

128m2

GROUND FLOOR PLAN

ref.	revision	date

G. R. MERCHANT I.ENG AMICE FIWO

ARCHITECTURAL, STRUCTURAL AND LAND DRAINAGE CONSULTANTS

Unit 4, Wrights Mews
12A Park Road, Holbeach,
Spalding, Lincs. PE12 7EE
Tel: 01406 490800
Fax: 01406 425744
E-Mail G. R. Merchant @ Merchant. FS. Co. UK

Project
RESIDENTIAL DEVELOPMENT
OFF HAWTHORN BANK
SPALDING
LINCS

Client
S & S DEVELOPMENTS

Drawing
3 BEDROOM BUNGALOW DESIGN
TO PLOTS 9 ONLY
PLAN & ELEVATIONS

Job Ref.	Drawing No.
279/01	08
Date	**Drawn**
FEB 2002	JPW

Scales
1/50 1/100

SHDC
Planning & Development
25 FEB 2002
Ref

DO NOT SCALE FROM THIS DRAWING

This drawing is copyright and may not be altered, traced, photographed or used for any other purposes other than for which it is issued. The General Contractor is to check all dimensions on site and report any discrepancies to the Architect. All details shown on this drawing including foundations are based upon typical site conditions related to the area. No responsibility can be accepted for abnormal conditions which may be discovered during construction unless reported to the Architect so that design ammendments may be considered. Site soil surveys are recommended in respect of foundations to establish specific site conditions before foundation work is undertaken. This drawing is limited in the amount of information contained and does not purport to contain a full specification of the works. It is solely for the purpose of obtaining Planning / Building Regulation approval. This drawing must not be used as a contract document alone. The works will not be supervised or inspected on site by G R Merchant or any representative thereof. It is the client or their appointed agents responsibility to appoint a contractor of methods, adherance to specification, variations to contract etc.

All materials to be new unless otherwise stated and all components and materials are to be used fitted and installed etc. in strict accordance with manufacturers instruction and relevant code of practice. Materials shall conform to appropriate British standard specification or BBA certificate or European code equivilent. The Employer / Client shall ensure that the selected contractor is conversant with and advises all necessary necessary to achieve compliance with Health and Safety legislation for Building sites and Work places. The Employer / Client is advised that should the works need to comply with the Construction Design and Management Regulations an Independent Planning Supervisor will be required. The works shall comprise of all that is shown on this drawing and details. Work that may not specifically shown but may be reasonably inferred as necessary to carry out the works shall be deemed to be included.

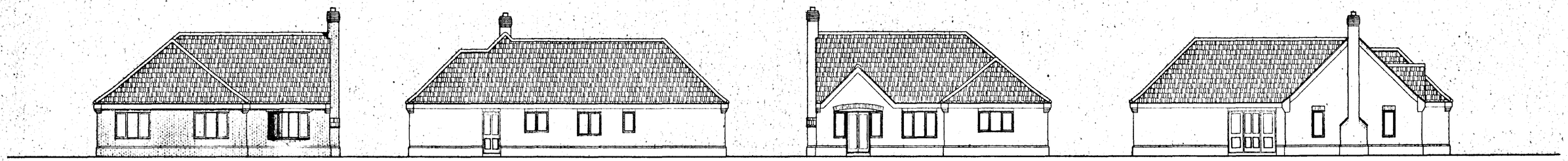

FRONT ELEVATION

SIDE ELEVATION

REAR ELEVATION

SIDE ELEVATION

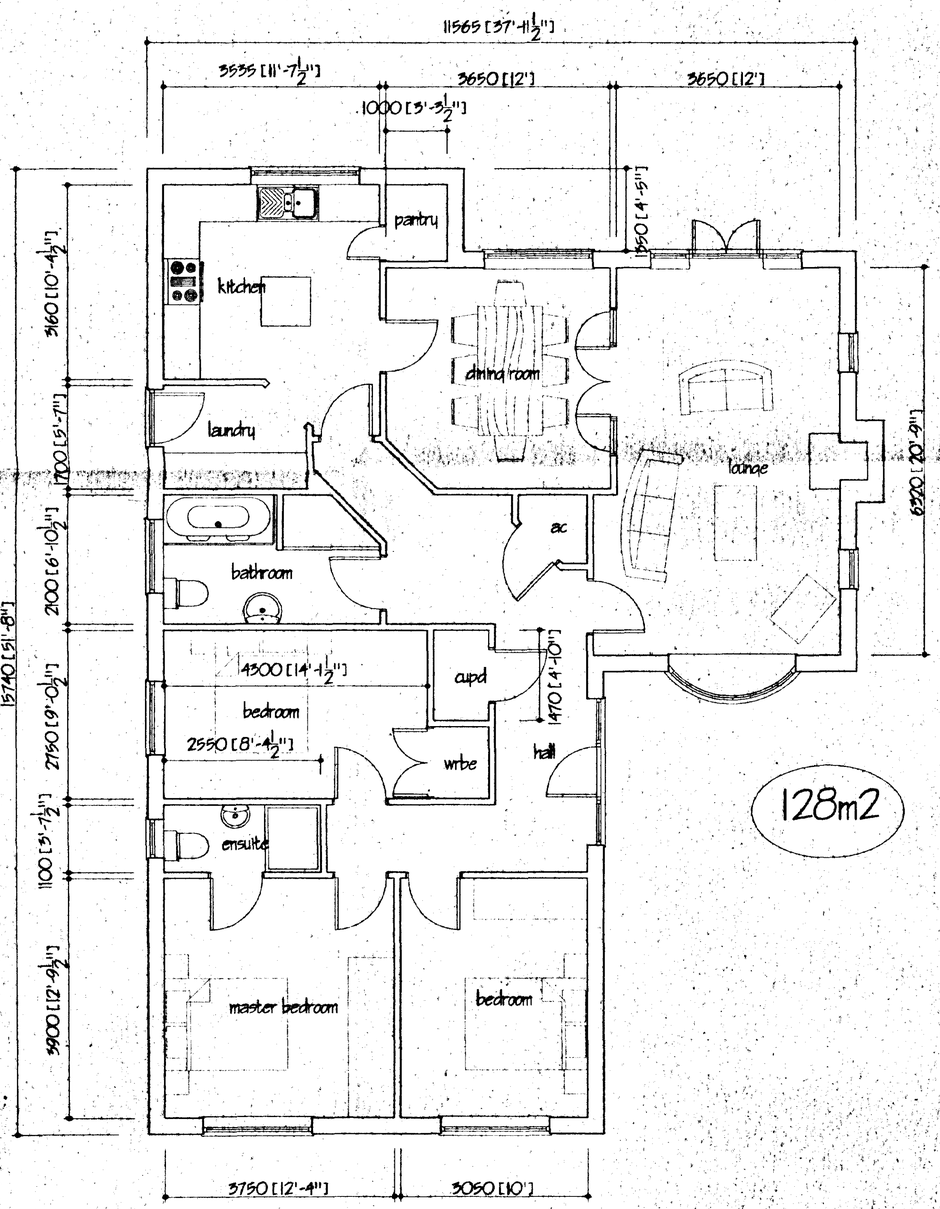

GROUND FLOOR PLAN

128m2

DETERMINED PLAN

SMDC
Planning & Development
18 FEB 2002
Ref 018602

ref: revision date

G. R. MERCHANT
I.ENG AMICE FIWO
ARCHITECTURAL, STRUCTURAL AND LAND DRAINAGE CONSULTANTS
Unit 4, Wrights Mews
12A Park Road, Holbeach,
Spalding, Lincs. PE12 7EE
Tel: 01406 490800
Fax 01406 425744
E-Mail: G. R. Merchant @ Merchant. FS. Co. UK

Project
RESIDENTIAL DEVELOPMENT
OFF HAWTHORN BANK
SPALDING
LINCS

Client
S & S DEVELOPMENTS

Drawing
3 BEDROOM BUNGALOW DESIGN
10 PLOTS 9 ONLY
PLAN & ELEVATIONS

Job Ref.	Drawing No.
279/01	08

Date	Drawn
FEB 2002	JPW

Scales
1/50 1/100

DO NOT SCALE FROM THIS DRAWING

This drawing is copyright and may not be altered, traced, photographed or used for any other purpose other than that for which it is issued. The General Contractor is to check all dimensions on site and report any discrepancies to the Architect. All details shown on this drawing including foundations are based upon typical site conditions related to the area. No responsibility can be accepted for abnormal conditions which may be discovered during construction unless reported to the Architect so that design amendments may be considered. Site soil surveys are recommended in respect of foundations to establish specific site conditions before foundation work is undertaken. This drawing is limited in the amount of information contained and does not purport to contain a full specification of the works. It is solely for the purpose of obtaining Planning / Building Regulation approval. This drawing must not be used as a contract document alone. The works will not be supervised or inspected on site by G R Merchant or any representative thereof. It is the client or their appointed agents responsibility to control workmanship, substitution of materials, adherence to specification, variations to contract etc.
All materials to be new unless otherwise stated and all components and materials etc. to be used fitted and installed etc. to strict accordance with manufacturers instruction and relevant code of practice. Materials shall conform to appropriate British standard specification or BBA certificate or European code equivalent. The Employer / Client shall ensure that the selected contractor is conversant with and advises all resources necessary to achieve compliance with Health and Safety legislation for Building sites and Work places. The Employer / Client is advised that should the works need to comply with the Construction Design and Management Regulations an independent Planning Supervisor will be required. The works shall comprise of all that is shown on the drawing and details. Work that may not specifically shown but may be reasonably inferred as necessary to carry out the works shall be deemed to be included.

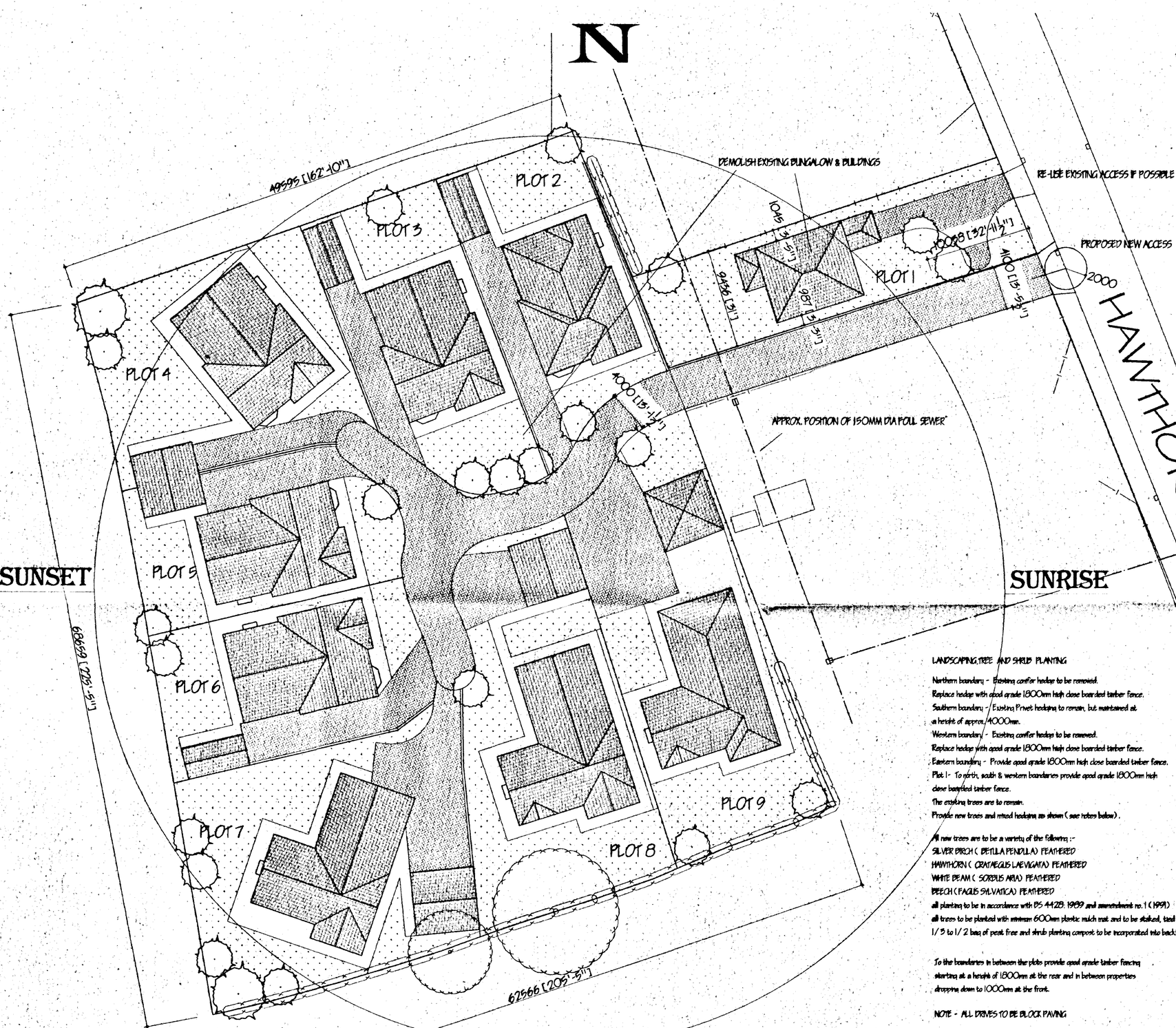

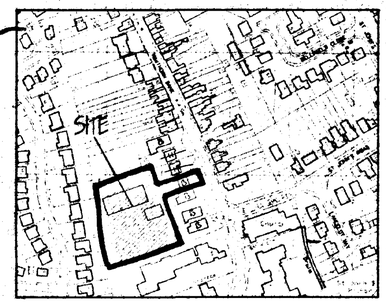

LOCATION PLAN

LANDSCAPING TREE AND SHRUB PLANTING

Northern boundary - Existing conifer hedge to be removed.
Replace hedge with good grade 1800mm high close boarded timber fence.
Southern boundary - Existing Privet hedging to remain, but maintained at
a height of approx. 4000mm.
Western boundary - Existing conifer hedge to be removed.
Replace hedge with good grade 1800mm high close boarded timber fence.
Eastern boundary - Provide good grade 1800mm high close boarded timber fence.
Plot 1 - To north, south & western boundaries provide good grade 1800mm high
close boarded timber fence.
The existing trees are to remain.
Provide new trees and mixed hedging as shown (see notes below).

All new trees are to be a variety of the following :-
SILVER BIRCH (BETULA PENDULA) FEATHERED
HAWTHORN (CRATAEGUS LAEVIGATA) FEATHERED
WHITE BEAM (SORBUS ARIA) FEATHERED
BEECH (FAGUS SILVATICA) FEATHERED
all planting to be in accordance with BS 4428: 1989 and amendment no. 1 (1991)
all trees to be planted with minimum 600mm plastic mulch mat and to be staked, tied and tubed
1/3 to 1/2 bag of peat free and shrub planting compost to be incorporated into backfill for each tree hole

To the boundaries in between the plots provide good grade timber fencing
starting at a height of 1800mm at the rear and in between properties
dropping down to 1000mm at the front.

NOTE - ALL DRIVES TO BE BLOCK PAVING

MATERIALS -

Tiles - To plots 1, 3, 6 & 9 provide Sandtoft rustic concrete interlocking double pantile.
To plots 2, 4, 5, 7 & 8 provide Sandtoft terracotta concrete interlocking bold roll.

Bricks - To all plots provide Blaxpendale brick.
The main to be Sunset red multi and
the features to be Mulberry red dreaf face.

DETERMINED PLAN

SHDC
Planning Department
18 FEB 2002
Ref. 0186/02

A	PLANNING APPLICATION	FEB 2002
ref.	revision	date

G. R. MERCHANT I.ENG AMICE FIIWO

ARCHITECTURAL, STRUCTURAL AND LAND DRAINAGE CONSULTANTS

Unit 4, Wrights Mews
12A Park Road, Holbeach,
Spalding, Lincs. PE12 7EE
Tel: 01406 490500
Fax: 01406 425744
E-Mail G. R. Merchant @ Merchant. Ftb. Co. UK

Project
RESIDENTIAL DEVELOPMENT
OFF HAWTHORN BANK
SPALDING
LINCS

Client
S & S DEVELOPMENTS

Drawing
SITE & LOCATION PLANS

Job Ref.	Drawing No.
279/01	05 A
Date	Drawn
NOV 2001	JPW

Scales
1/200 1/2500

DO NOT SCALE FROM THIS DRAWING

This drawing is copyright and may not be altered, traced, photographed or used for any other purpose other than that for which it is issued. The General Contractor is to check all dimensions on site and report any discrepancies to the Architect. All details shown on this drawing including foundations are based upon typical site conditions related to the area. No responsibility can be accepted for abnormal conditions which may be discovered during construction unless reported to the Architect so that design amendments may be considered. Site soil surveys are recommended in respect of foundations to establish specific site conditions before foundation work is undertaken. This drawing is limited in the amount of information contained and does not purport to contain a full specification of the works. It is solely for the purpose of obtaining Planning / Building Regulation approval. This drawing must not be used as a contract document alone. The works will not be approved or inspected on site by G.R.Merchant or any representative thereof. It is the client or their appointed agents responsibility to control workmanship, substitution of materials, adherence to specification, variations to contract etc.

All materials to be new unless otherwise stated and all components and materials etc. to be used fitted and installed etc. in strict accordance with manufacturers instruction and relevant code of practice. Materials shall conform to appropriate British standard specification or BBA certifate or European code equivalent. The Employer / Client shall ensure that the selected contractor is competent with and adopts all measures necessary to achieve compliance with Health and Safety legislation for Building sites and Work places. The Employer / Client is advised that should the works need to comply with the Construction Design and Management Regulations an Independent Planning Supervisor will be required. The works shall comprise of all but is shown on the drawing and details. Work that may not specifically shown but may be reasonably inferred as necessary to carry out the works shall be deemed to be included.



FRONT ELEVATION

SIDE ELEVATION

REAR ELEVATION

SIDE ELEVATION

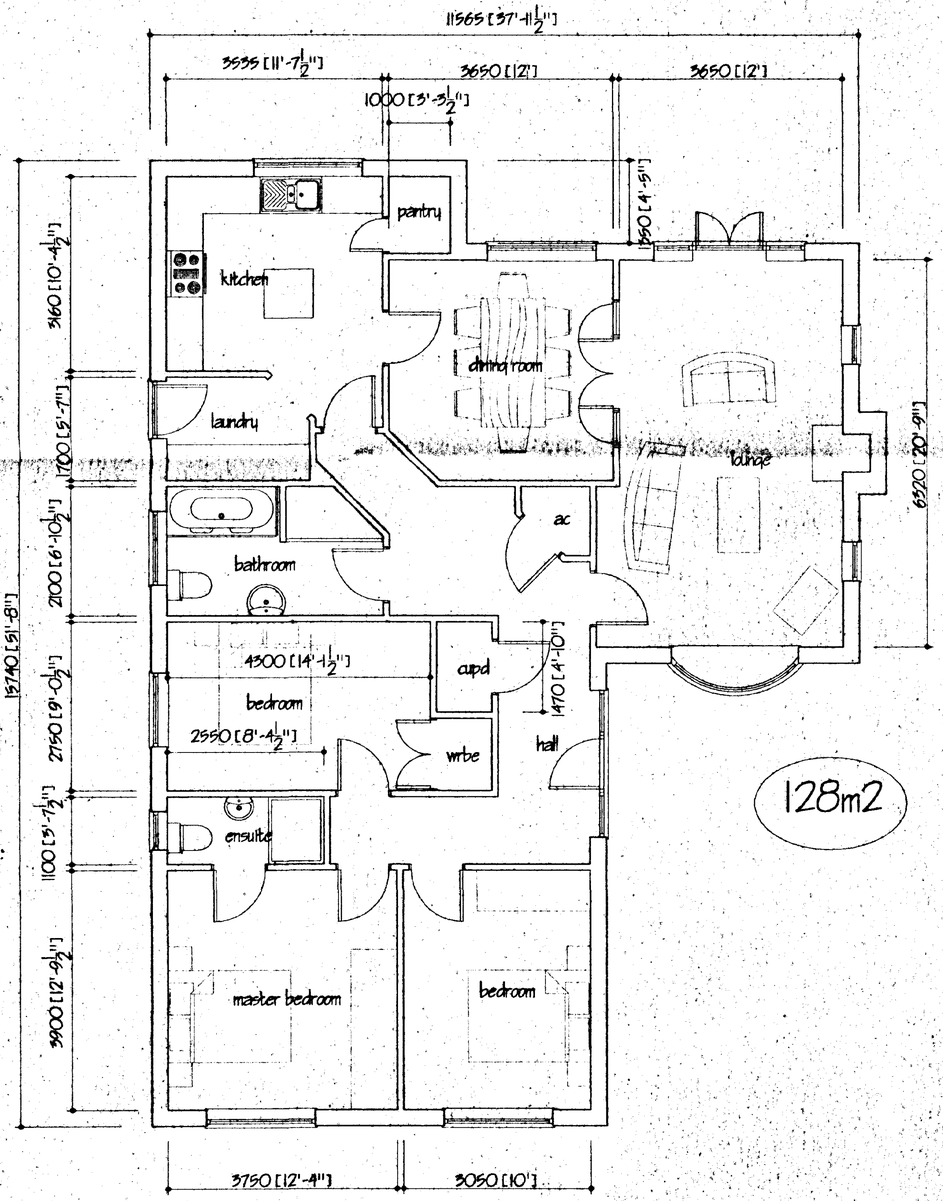

128m2

GROUND FLOOR PLAN

A	HANDING THE DRAWING & PLANNING APP	FEB 2002
Ref:	revision	date

G. R. MERCHANT
I.ENG AMICE FIWO

ARCHITECTURAL, STRUCTURAL AND LAND DRAINAGE CONSULTANTS

Unit 4, Wrights Mews
18A Park Road, Holbeach,
Spalding, Lincs. PE12 7EE
Tel: 01406 490900
Fax: 01406 425744
E-Mail: G. R. Merchant @ Merchant. Fsb. Co. UK

Project
RESIDENTIAL DEVELOPMENT
OFF HAWTHORN BANK
SPALDING
LINCS

Client
S & S DEVELOPMENTS

Drawing
3 BEDROOM BUNGALOW DESIGN
TO PLOTS 7 & 8
PLAN & ELEVATIONS

Job Ref	Drawing No.
279/01	04 A
Date	Drawn
JAN 2002	JPW

Scales
1/50 1/100

DO NOT SCALE FROM THIS DRAWING

This drawing is copyright and may not be altered, traced, photographed or used for any other purpose other than that for which it is issued. The General Contractor is to check all dimensions on site and report any discrepancies to the Architect. All details shown on this drawing including foundations are based upon typical site conditions related to the area. No responsibility can be accepted for abnormal conditions which may be discovered during construction unless reported to the Architect as the design amendments may be considered. Site soil surveys are recommended in respect of foundations to establish specific site conditions before foundation work is undertaken. This drawing is limited in the amount of information contained and does not purport to contain a full specification of the works. It is solely for the purpose of obtaining Planning / Building Regulation approval. This drawing must not be used as a contract document alone. The works will not be supervised or inspected on site by G R Merchant or any representative thereof. It is the client or their appointed agents responsibility to control workmanship, substitution of materials, adherence to specification, variations to contract etc.

All materials to be new unless otherwise stated and all components and materials etc. to be used fitted and installed etc. in strict accordance with manufacturers instruction and relevant code of practice. Materials shall conform to appropriate British standard specification or BBA certificate or European code equivalent. The Employer / Client shall ensure that the selected contractor is appointed with and advises all measures necessary to achieve compliance with Health and Safety legislation for Building sites and Work places. The Employer / Client is advised that should the works need to comply with the Construction Design and Management Regulations an independent Planning Supervisor will be required. The works shall comprise of all that is shown on the drawing and details. Work that may not specifically shown but may be reasonably inferred as necessary to carry out the works shall be deemed to be included.

DETERMINED PLAN

Plan[illegible]ment
18 FEB 2002
Ref 0186/02

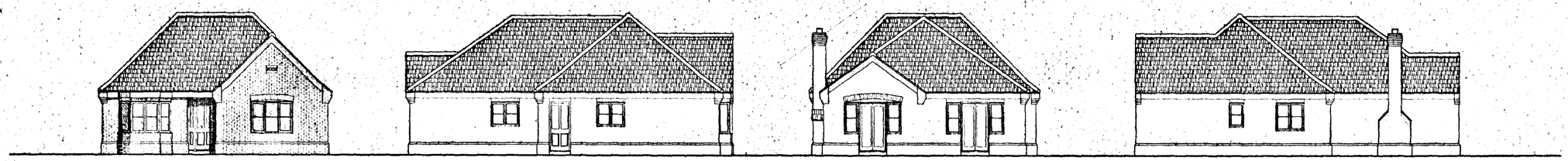

FRONT ELEVATION

SIDE ELEVATION

REAR ELEVATION

SIDE ELEVATION

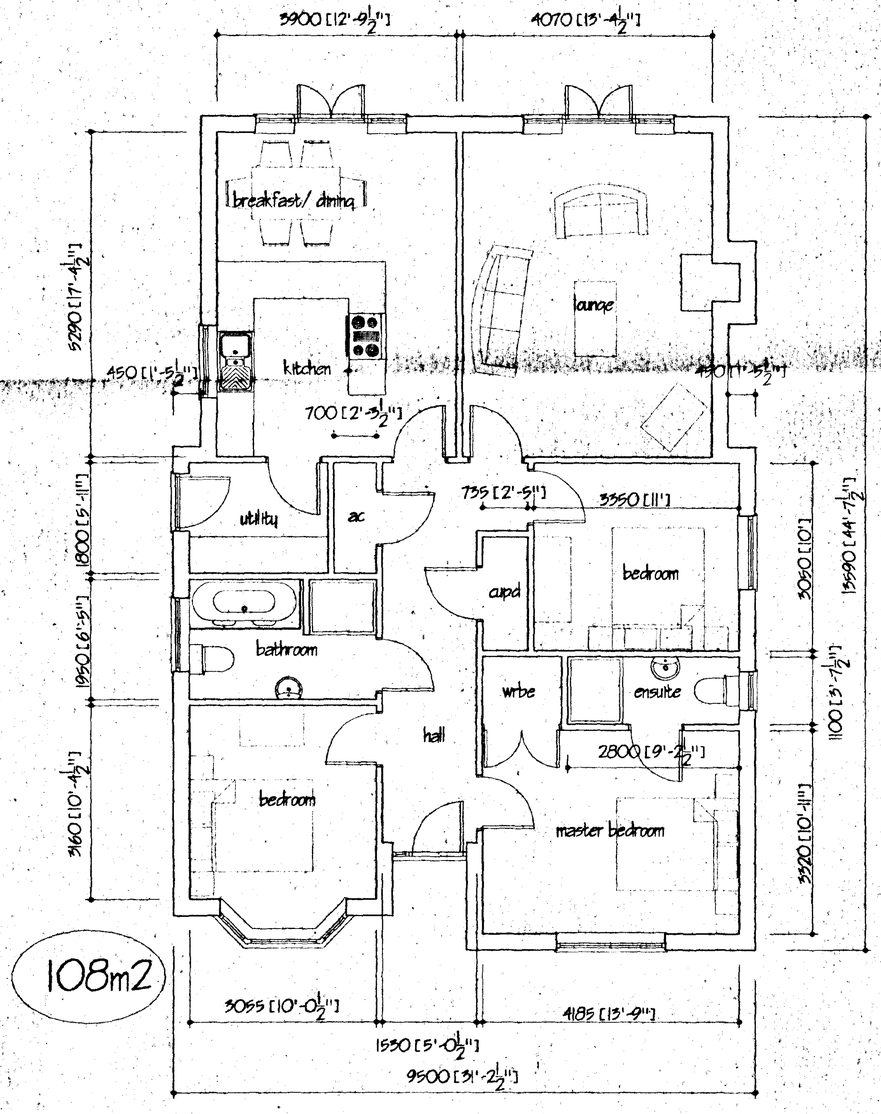

108m2

GROUND FLOOR PLAN

DETERMINED PLAN

SHDC
Planning & Development
18 FEB 2002
Ref 0186/02

ref	revision	date

G. R. MERCHANT BSM
I.ENG AMICE FTWO

ARCHITECTURAL, STRUCTURAL AND LAND DRAINAGE CONSULTANTS

Unit 4, Wrights Mews
12A Park Road, Holbeach,
Spalding, Lincs. PE12 7EE
Tel: 01406 490800
Fax: 01406 425744
E-Mail: G. R. Merchant @ Merchant. FS. Co. UK

Project
RESIDENTIAL DEVELOPMENT
OFF HAWTHORN BANK
SPALDING
LINCS

Client
S & S DEVELOPMENTS

Drawing
3 BEDROOM BUNGALOW DESIGN
TO PLOT 2 ONLY
PLAN & ELEVATIONS

Job Ref	Drawing No.
279/01	07
Date: FEB 2002	Drawn: JPW

Scales
1/50 1/100

DO NOT SCALE FROM THIS DRAWING

This drawing is copyright and may not be altered, traced, photographed or used for any other purpose other than for which it is issued. The General Contractor is to check all dimensions on site and report any discrepancies to the Architect. All details shown on this drawing including foundations are based upon typical site conditions related to the area. No responsibility can be accepted for abnormal conditions which may be discovered during construction unless reported to the Architect so that design amendments may be considered. Site soil surveys are recommended in respect of foundations to establish specific site conditions before foundation work is undertaken. This drawing is limited in the amount of information contained and does not purport to contain a full specification of the works. It is solely for the purpose of obtaining Planning / Building Regulation approval. This drawing must not be used as a contract document alone. The works will not be supervised or inspected on site by G R Merchant or any representative thereof. It is the client or their appointed agents responsibility to control workmanship, substitution of materials, adherance to specification, variations to contract etc.

All materials to be new unless otherwise stated and all components and materials etc. to be used fitted and installed etc. in strict accordance with manufacturers instruction and relevant code of practice. Works shall conform to appropriate British standard specification or BBA certificate or European code equivalent. The Employer / Client shall ensure that the selected contractor is competent with and adopts all measures necessary to achieve compliance with Health and Safety legislation for Building sites and Work places. The Employer / Client is advised that should the works need to comply with the Construction Design and Management Regulations an Independent Planning Supervisor will be required. The works shall comprise of all that is shown on the drawing and details. Work that may not reasonably shown but may be reasonably inferred as necessary to carry out the works shall be deemed to be included

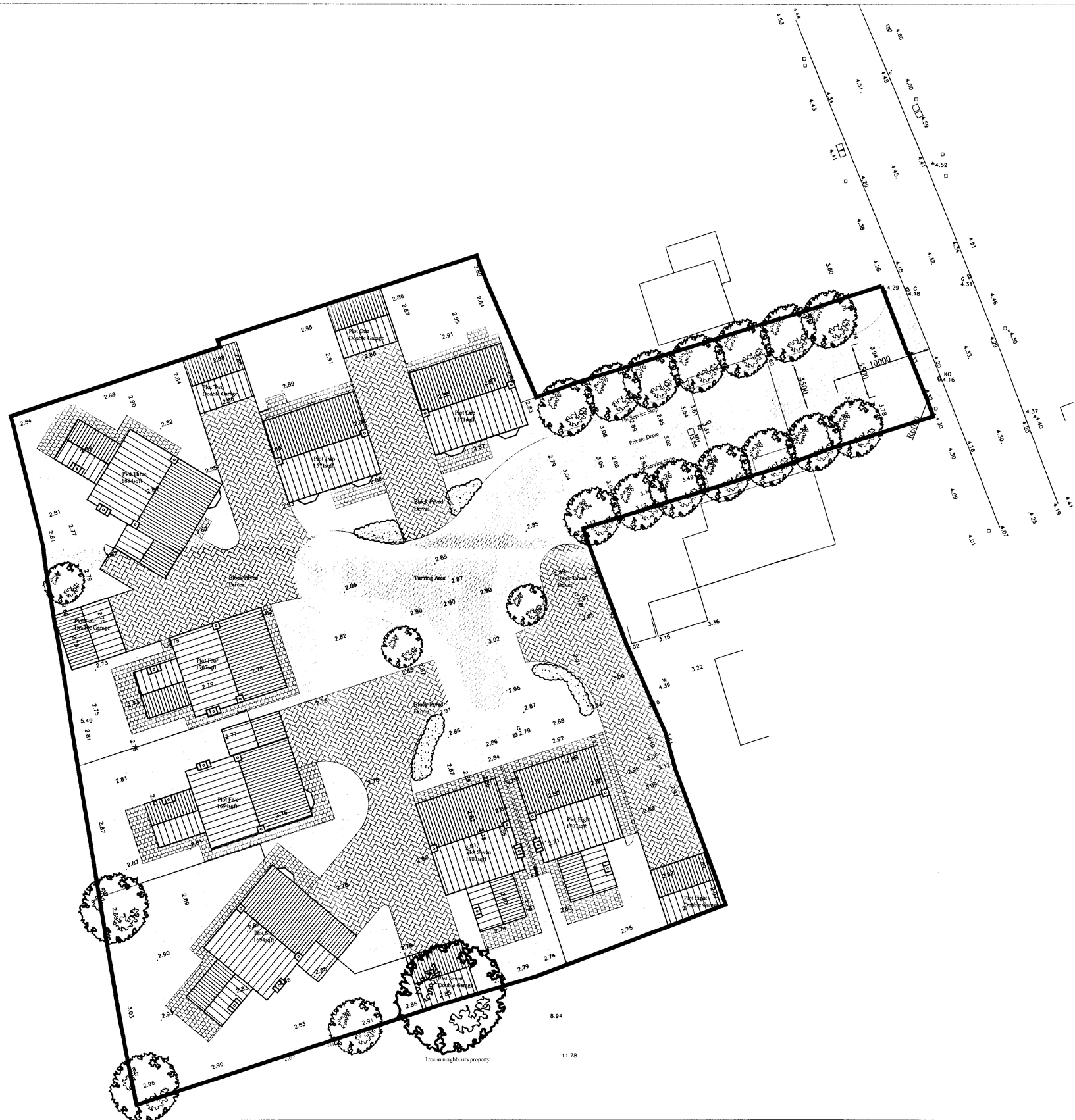

Notes:

The contractor is responsible for checking dimensions, any discrepancies to be determined by the architects before proceeding with the works.

No dimensions to be scaled from drawing, figured dimensions to be worked to in all cases.

All materials used and work undertaken to be in accordance with relevant British Standard Codes Of Practice and the Building Regulations with subsequent amendments.

© The contents of this drawing are the property of Mike Fining Chartered Architects and must not be reproduced without their expressed written consent.

HOUSETYPE SCHEDULE

PLOT	BEDS	SQFT
1	4	1571
2	4	1571
3	4	1694
4	4	1707
5	4	1694
6	4	1694
7	4	1707
8	4	1707
Total		13345

Planning & ...ment
29 JUL 2003

Revision	Note	Date

Project:
Hawthorn Bank, Spalding

Title:
Proposed Site Plan

Scale:	Date:	
1:200	09.07.03	
Drawn By:	**Drawing Number:**	**Revision:**
BF	407.003	/

FINING ASSOCIATES CHARTERED ARCHITECTS
Spanning The Breadth Of Architecture

CHARTERED ARCHITECTS AND INTERIOR DESIGNERS
3 THE CRESCENT, BLOSSOM STREET, YORK, YO24 1AW
Tel/Fax: 01904 627800 E-mail: mike@finingassoc.freeserve.co.uk
website: www.architectsyork.com