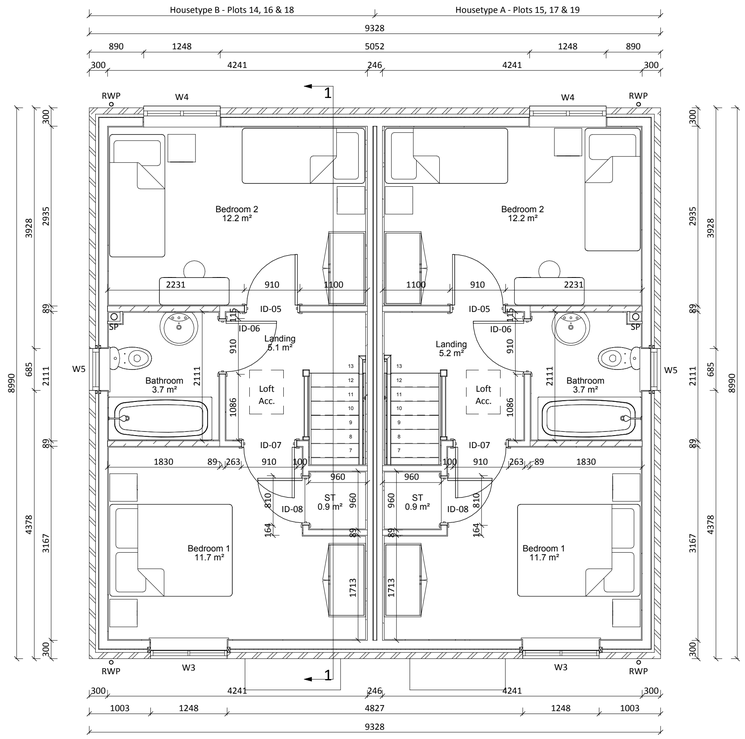

First Floor Plan

1 : 50

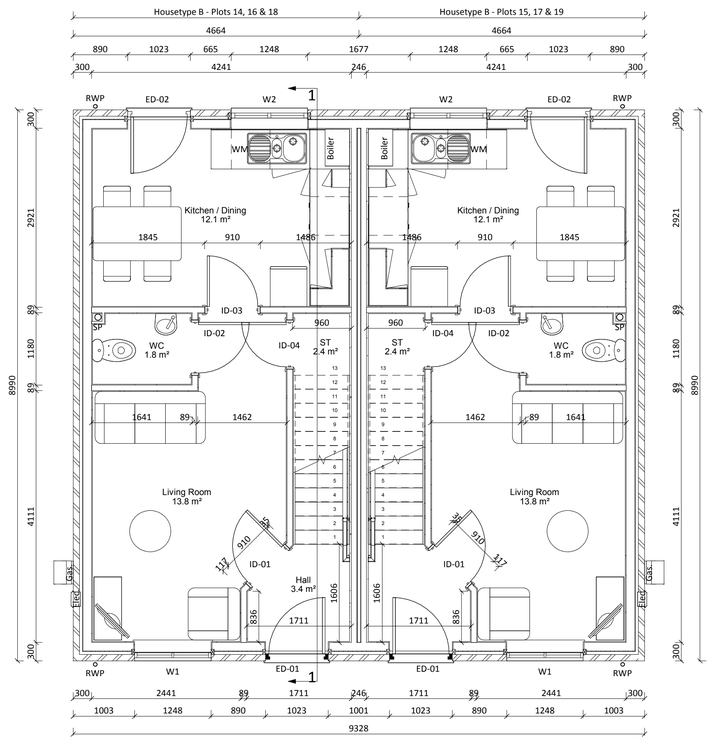

Ground Floor Plan

1 : 50

House Type B - Window Schedule			
Reference	Width (mm)	Height (mm)	Comments
W1	1248	1200	
W2	1248	1050	Kitchen Window - 1050mm Cill
W3	1248	1200	Escape Window
W4	1248	1200	Escape Window
W5	685	1050	Bathroom Window - 1050mm Cill

House Type B -Door Schedule			
Reference	Width (mm)	Height (mm)	Comments
ED-01	1023	2100	Front Door - Impact glazing
ED-02	1023	2100	Rear Door - Impact glazing
ID-01	910	2100	
ID-02	910	2100	WC Door
ID-03	910	2100	
ID-04	810	2100	Store
ID-05	910	2100	
ID-06	910	2100	Bathroom Door
ID-07	910	2100	
ID-08	810	2100	Bulkhead Store Door

Front Elevation

1 : 100

Rear Elevation

1 : 100

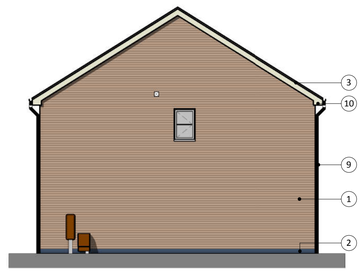

Side Elevation

1 : 100

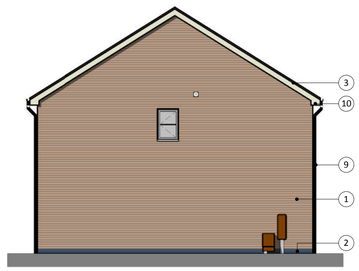

Side Elevation

1 : 100

BT2 - Housetype B -2b4p Semi - Applicable to Plots 14-19

Printed or electronic copies of this drawing can be scaled for planning purposes only. Any discrepancies with this drawing to be reported and clarified prior to commencing work on site, if in doubt - Ask. Corporate Architecture Ltd accept no responsibility for works not undertaken fully in accordance with this drawing and relevant specifications.
Copyright © Corporate Architecture Limited

North point:

Notes:

Area Schedule (GIA)	
Level	Area
00-Ground Floor Plan	34.2 m²
01-First Floor Plan	34.2 m²
Grand total	68.4 m²

Material Schedule	
1	Hanson - Welford Buff
2	Ibstock - Blue Engineering Brick
3	Russel Roof Tile - Double Roman - Slate Grey
4	Front Door - Manufacturer TBC - Colour Black
5	Rear Door - Manufacturer TBC - White uPVC
6	Windows - Manufacturer TBC - White uPVC double glazed
7	Stone Cill - Forticrete - Portland cast stone cill
8	Brick Lintel Soldier Course - Ibstock - Grampian Red Mix
9	Black uPVC Rainwater Goods
10	White uPVC facias, soffit boards and barge boards

Kitchen layout shown applicable to Rented Plots ONLY.

For enhanced kitchen layout applicable to Shared Ownership Plots, please refer to drawing: 4070/KPG/16/BT9-04

Rented Plots: 14 - 15
Shared Ownership Plots: 16 - 19

Rev:	Description:	By:	Date:
M	Kitchen layouts updated as per Client comments	22.01.18	TN
L	Stairs reverted back to previous location	08.11.17	CD
K	Joist sizes and heights altered following receipt of timberframe drawings. Construction Issue	30.10.17	CD
J	25mm Service void removed from walls. Bathroom layouts amended and SVPs relocated.	18.09.17	TN
H	Impact glazing note added to external doors	06.09.17	CD
G	First Floor windows and Bulkhead store updated	05.09.17	TN
F	Boiler and WM locations shown	23.08.17	TN
E	Window added to first floor bathroom. WC amended	27.07.17	CD
D	Brick type, meter locations and WC arrangements updated	13.06.17	TN
C	Meter positions shown	25.05.17	TN
B	Elevations and Materials added	11.05.17	TN
A	Tender Issue	05.05.17	TN

Project:

Proposed Development at
St Johns Road,
Spalding, PE11 1JD

Client:

GEDA Construction
9 High Street, Kegworth,
Derbyshire, DE74 2DA

Scale: 0.5 0 0.5 1 1.5 2 2.5 m — SCALE 1: 50

Drawn by:	Checked:	Date:	Paper Size:
cd	cd	May 2017	A1

Drawing Title: General Arrangements

Drawing Status: Construction Issue

Drawing Number: 4070/KPG/16 - BT2-01

Revision: M

CORPORATE ARCHITECTURE LIMITED
CHARTERED ARCHITECTS

HEAD OFFICE
Venari House, 1 Trimbush Way,
Market Harborough,
Leicestershire, LE16 7XY
Tel: 01858 467476

office@corporatearchitecture.co.uk
www.corporatearchitecture.co.uk

ISO 9001 — RIBA Chartered Practice