Notes

Refer to drgs 229/30 & 31 for door schedule
229/13 for stainless steel channels
16 Process area elevations

Elevation views

1
2 3
4

Control room floor plan

Be box
SPECIALIST FLOOR FINISH & SLAB

Sieved goods
SPECIALIST FLOOR FINISH & SLAB

Tank bund
EXISTING FLOOR FINISH.

Salad fill & tank wash
SPECIALIST FLOOR FINISH ON EXISTING SLAB

Salad chill
SPECIALIST FLOOR FINISH ON EXISTING SLAB

Tanks
SPECIALIST FLOOR FINISH & NEW SLAB

Test room

Air lock

Stairs to control room

Existing bund wall taken down cladding removed new wall constructed & cladding extended around new room.

Ramp up

3000. clear between doors.

Access ladder

SMH

FFL 103·750

Channel B
Channel C
Channel D
Channel E
Channel F
Channel G
Channel H

FMH 2
FMH 3
FMH 4
FMH 5
FMH 6
FMH 7
FMH 8
FMH 9
FMH 10
FMH 11
FMH 12

D 102
D 103
D 105
D 106
D 107
D 108
D 109
D 110
D 111
D 112
D 113
D 114
D 115
D 116
D 117
D 119
D 120
D6
D7
D8 Located in gable
D9 Located in existing masonry wall
D10
Removable panel

RWP
RWP

Twist slab to meet falls in opposite directions.

See structural engineers dwgs for control room details

Slab twisted to fall from indicated or existing levels.

Floor finish made good. (to be inspected when area cleared of plant).

1:75 fall
1:100 fall
1:200
1:150 fall
1:100 max

Cladding to line through with existing.

	D 104 omitted Test room & control room redesigned	3 4 95
E	Channel F amended H relocated	
D	D117 & notes added 118, 119 & 120	6 3 95
C	Test area access ladde & fire exit added	4 3 95
	Doors relocated & amended	1 3 95
	Viewing platform, door swings & drain points	
	Additional doors & air lock	
B	Door & channel references added	
A	Drainage added	14 2 95

DETERMINED PLAN

AMENDED PLAN
Ref.
SOUTH HOLLAND DC
HOUSING & PLANNING
06 APR 1995
Ref: 0252/95

Stewart Martin & Associates
architectural design & construction management
15 Upper King Street Leicester LE1 6XF Tel 0533 755155 Fax 0533 546278

Client: Geest Prepared Foods

Project: Mayonnaise plant

Title: Production area floor plan

Scale	Project no	Date
1 50	229	15 1 95
Stage	Dwg no	Rev
	06	

Notes

Refer to structural engineers drawings for details of steelwork & masonry

Refer to drg no 229/13 for stainless steel channel sizes

Refer to drg no 229/30 for door schedule

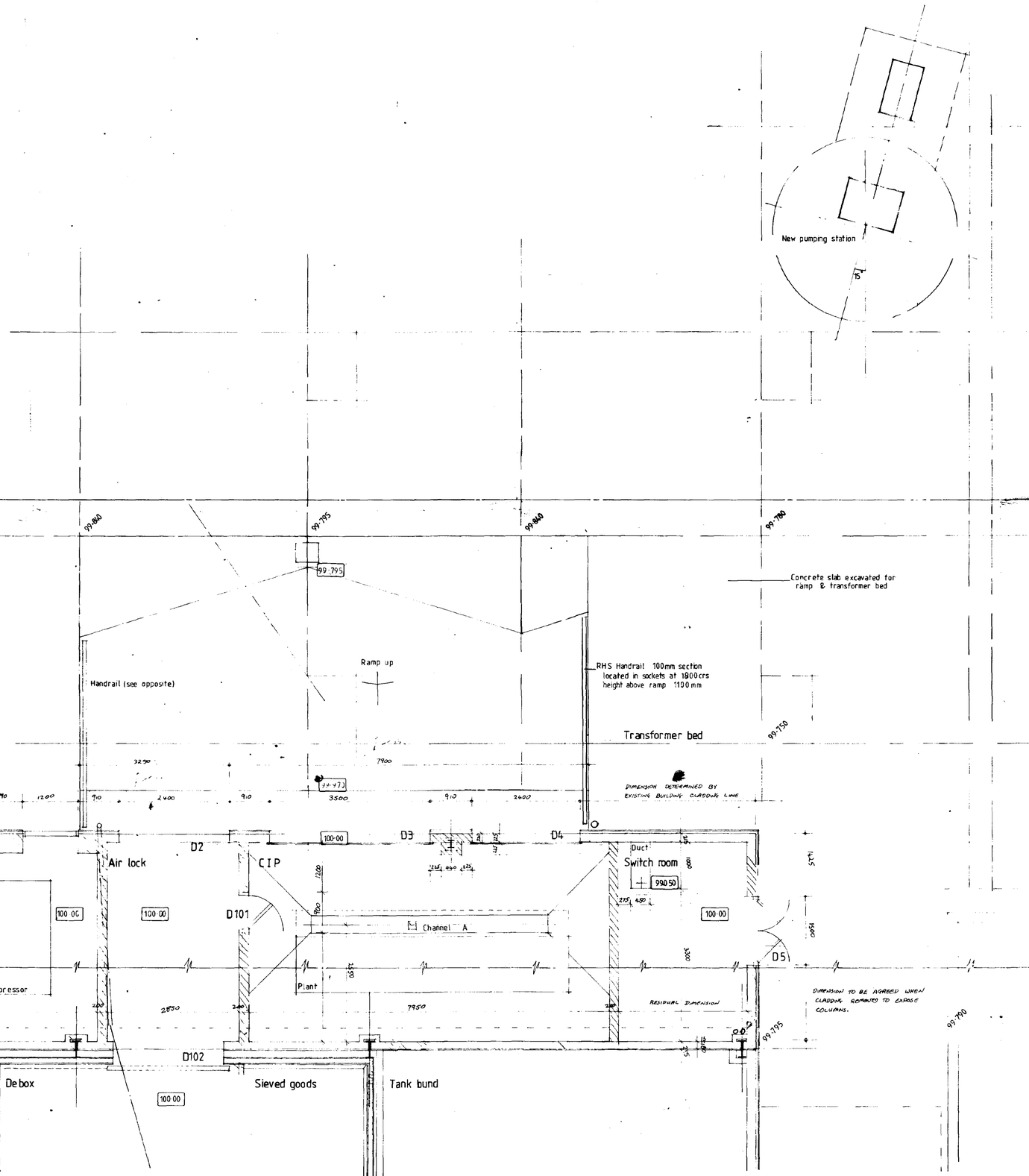

SOUTH [illegible] D.C.
PLAN DEPT
07 MAR 1995
REF 0252/95

DETERMINED PLAN

	Concrete slab note Hand rail to ramp notes	3 3 95
B	Ex plant room stairs indicated	
	Internal walls amended Levels & setting out dimensions added	1 3 95
A	CIP door openings amended	

Stewart Martin & Associates
architectural design & construction management
15 Upper King Street, Leicester LE1 6XF Tel 0533 555155 Fax 0533 546278

Client: Geest Prepared Foods

Project: Mayonnaise plant

Title: Plant & yard area plan

Scale	Project no.	Date
1 50	229	15 1 95

Stage | Drg. no. 07 | Rev'n B

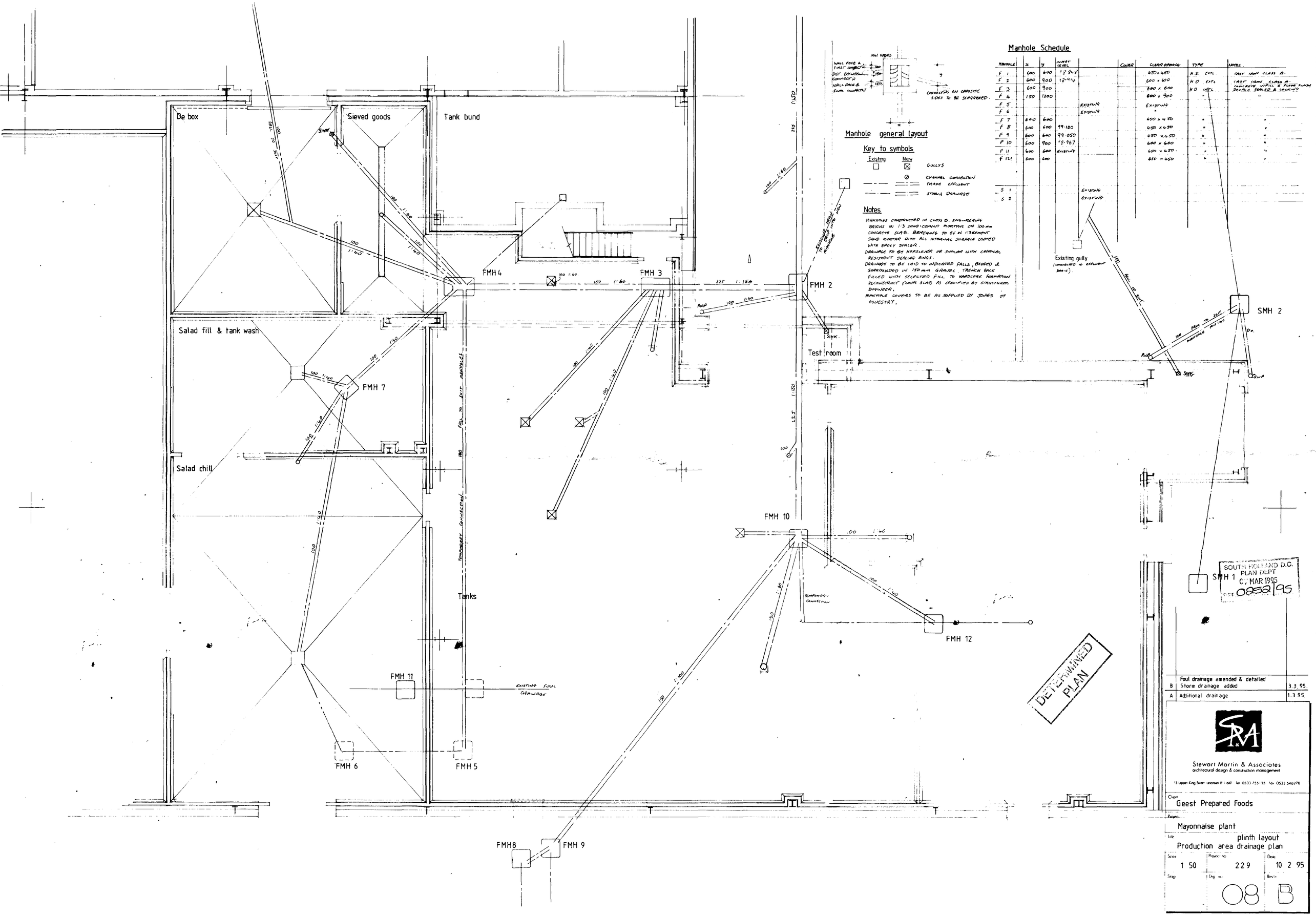
De box
Sieved goods
Tank bund
Salad fill & tank wash
Salad chill
Tanks
Test room
FMH 2
FMH 3
FMH 4
FMH 5
FMH 6
FMH 7
FMH 8
FMH 9
FMH 10
FMH 11
FMH 12
SMH 1
SMH 2
Existing gully
(connected to effluent drain)
Manhole general layout
Key to symbols
Existing
New
GULLYS
CHANNEL CONNECTION
TRADE EFFLUENT
STORM DRAINAGE
Manhole Schedule
Manhole
x
y
Invert level
Cover
Clear opening
Type
Notes
Notes
MANHOLES CONSTRUCTED IN CLASS B. ENGINEERING BRICKS IN 1:3 SAND:CEMENT MORTAR ON 100 mm CONCRETE SLAB. BENCHING TO BE IN 1:3 CEMENT SAND MORTAR WITH ALL INTERNAL SURFACE COATED WITH EPOXY SEALER.
DRAINAGE TO BE HEPSLEVER OR SIMILAR WITH CHEMICAL RESISTANT SEALING RINGS.
DRAINAGE TO BE LAID TO INDICATED FALLS, BEDDED & SURROUNDED IN 150 mm GRAVEL. TRENCH BACK FILLED WITH SELECTED FILL TO HARDCORE FORMATION RECONSTRUCT FLOOR SLAB AS SPECIFIED BY STRUCTURAL ENGINEER.
MANHOLE COVERS TO BE AS SUPPLIED BY JONES OF OSWESTRY.
Existing ON OPPOSITE SIDES TO BE STAGGERED.
DETERMINED PLAN
SOUTH HOLLAND D.C.
PLAN DEPT
07 MAR 1995
REF 0252/95
B Foul drainage amended & detailed
Storm drainage added 3.3.95.
A Additional drainage 1.3.95.
Stewart Martin & Associates
architectural design & construction management
15 Upper King Street Leicester (F.I. 6XT) Tel 0533 755155 Fax 0533 546278
Client
Geest Prepared Foods
Project
Mayonnaise plant
Title
plinth layout
Production area drainage plan
Scale 1 50
Project no 229
Date 10 2 95
Stage
Drg no 08
Rev'n B

Notes

Refer to structural engineers drawing for foundation holding down bolt & duct details.

Refer to drg no 229/08 for manhole schedule & drainage notes.

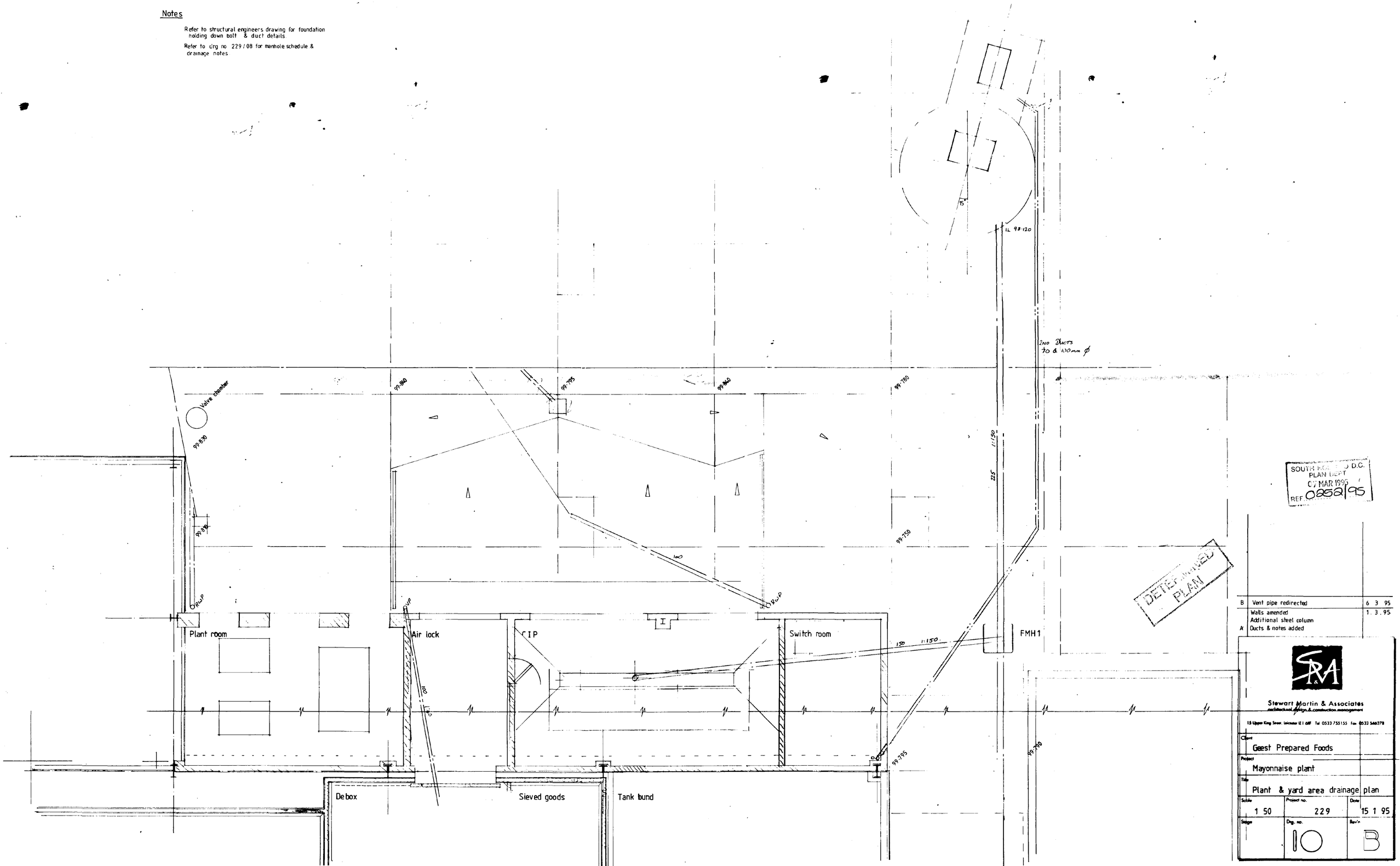

SOUTH KESTEVEN D.C.
PLAN DEPT
07 MAR 1995
REF. 0252/95

DETERMINED PLAN

B	Vent pipe redirected	6 3 95
	Walls amended Additional steel column	1 3 95
A	Ducts & notes added	

Stewart Martin & Associates
architectural design & construction management
15 Upper King Street, Leicester LE1 6RF Tel 0533 553155 Fax 0533 560278

Client: Geest Prepared Foods

Project: Mayonnaise plant

Title: Plant & yard area drainage plan

Scale	Project no.	Date
1 50	229	15 1 95
Stage	Drg. no.	Rev'n
	10	B



White walling exposed removable panel with fire exit door coloured red.

Colour coated rolling shutters doors colour 1080 G 10Y

Handrails painted bright yellow

Sectional overhead door colour 1080 G 10Y

Timber louvred panels & doors painted 1080 G 10Y
Intermediate panel either painted blockwork or sheeting colour white
Door frame painted as intermediate panel

Front elevation

Walls to be vertically hung profiled steel sheet colour to match existing.
Trims, drips & flashings to match cladding

Roof to be non-asbestos profiled fibrous sheeting.

Doors as individually noted. Refer to door schedule for clear openings.

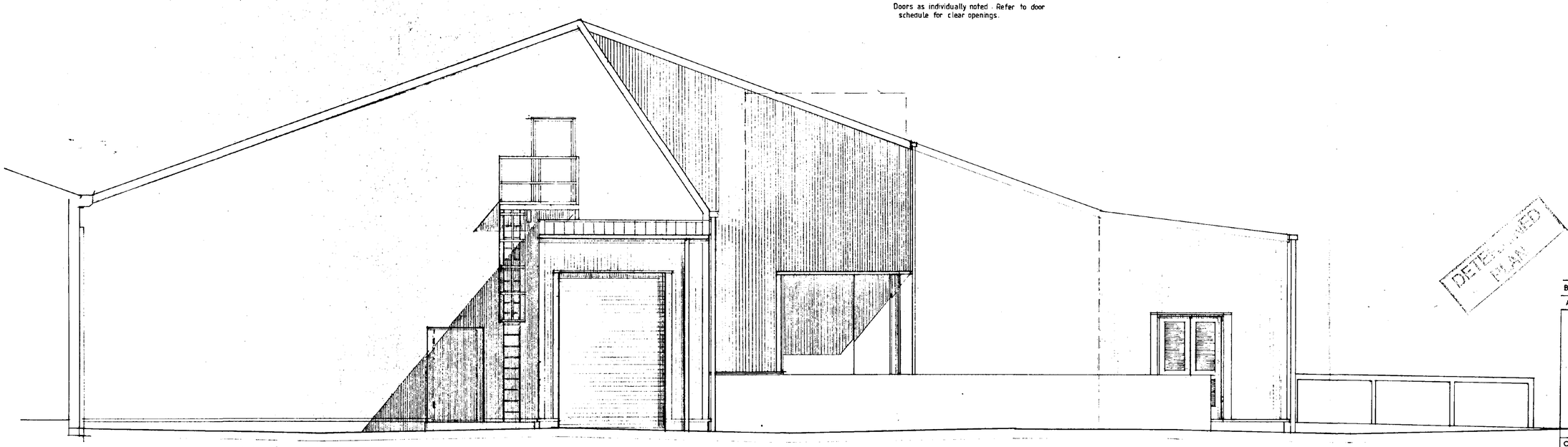

Insulated panel fire exit door coloured red

Insulated rolling shutter door colour 1080 G 10Y

Access ladder & platform painted bright yellow

Door at top of ladder painted 1080 G 10Y frame white.

Side elevation

DETERMINED PLAN

AMENDED PLAN
Ref.

SOUTH HOLLAND DC
HOUSING & PLANNING
06 APR 1995
Ref: 0252/95

B	Control room relocated	3 4 95
A	Switch room doors added	13 3 95

Stewart Martin & Associates
architectural design & construction management
15 Upper King Street, Leicester LE1 6XF. Tel: 0533 555155 Fax: 0533 546779

Client: Geest Prepared Foods

Project: Mayonnaise plant

Title: Elevations proposed

Scale	Project no.	Date
1:50	229	1.3.95.
Stage	Dwg. no.	Rev'n
	14	B