

FRONT ELEVATION - from High Street



SIDE ELEVATION

EXISTING ELEVATIONS

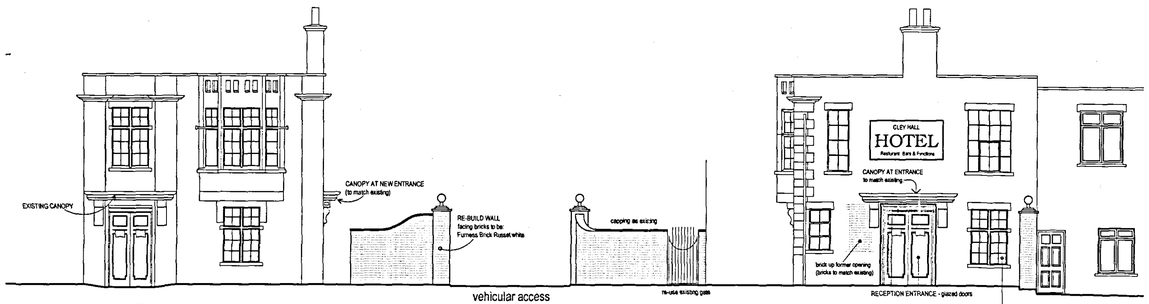

FRONT ELEVATION - from High Street

SIDE ELEVATION

PROPOSED ELEVATIONS

FOR DETAILED DRAWINGS OF NEW OPENINGS, ENTRANCE WALL AND ACCESS RAMP
PLEASE REFER TO DRAWING No`s SH2502/09, SH2502/10 & SH2502/ent.wall

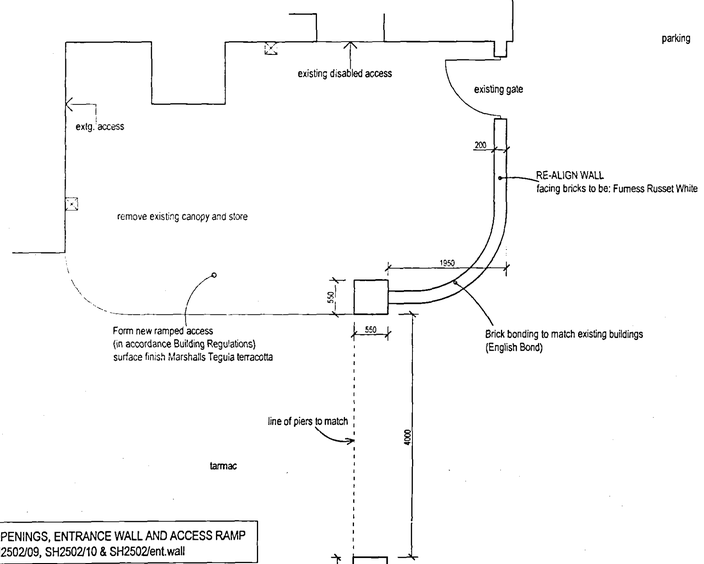

FOR DETAILED DRAWINGS OF NEW OPENINGS, ENTRANCE WALL AND ACCESS RAMP
PLEASE REFER TO DRAWING No`s SH2502/09, SH2502/10 & SH2502/ent.wall

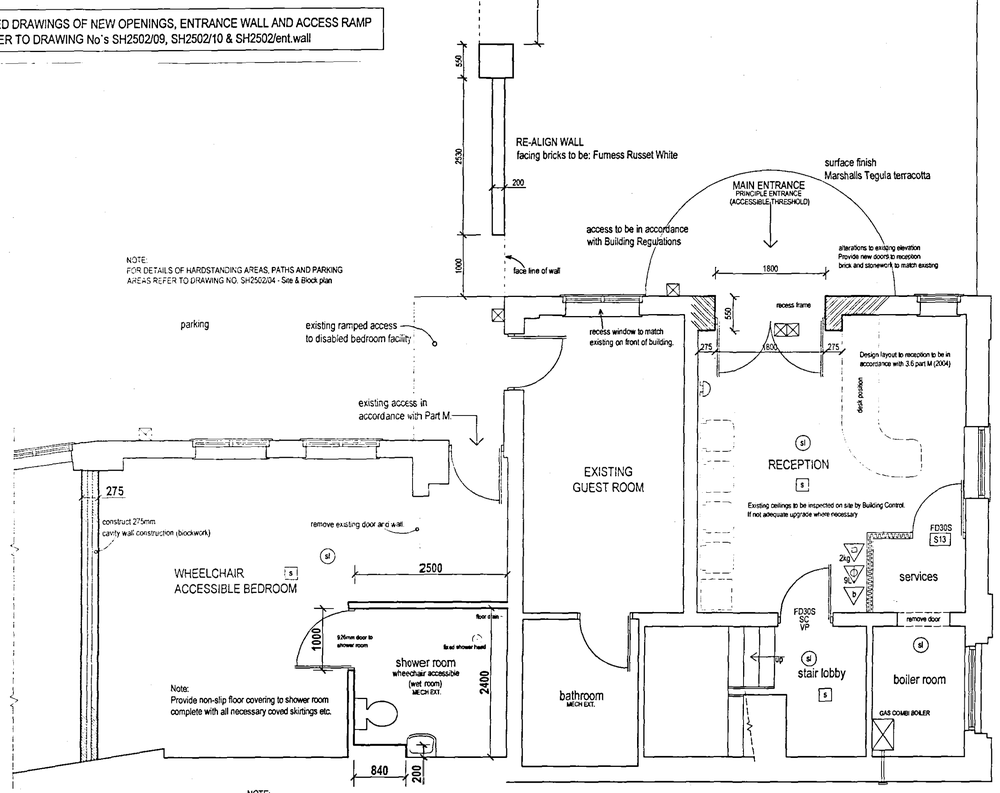

NOTE:
Proposed shower room to be in accordance with
approved document part M and diagrams 18-2(& 23 & 24

GROUND FLOOR - PROPOSED

PUBLIC FOOTPATH

HIGH STREET

Counter/Service Area:
The proposed reception area will have a low counter incorporated in the design.
The design of the desk/counter will be in accordance with the Approved Document toPart M (2004).
Staff will be able to use the low counter if required by a visitors needs.

15mm gyproc soundblock and acoustuds at 450mm ctrs to partitions, provide insulation to studwalls (50mm).

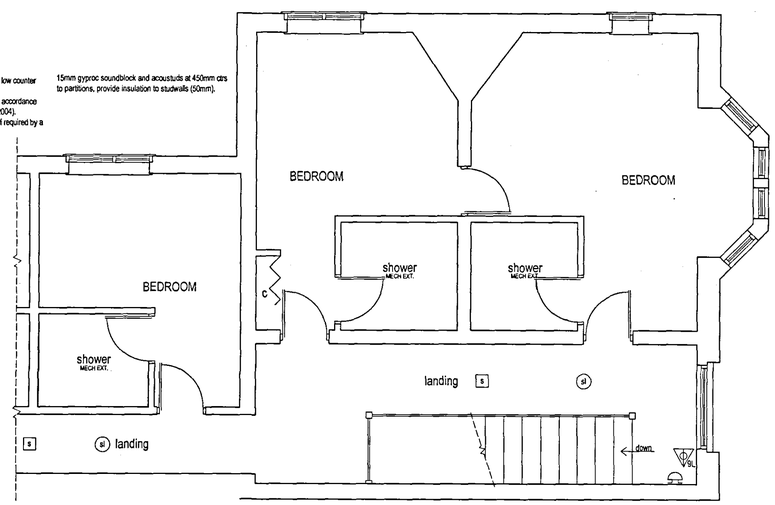

FIRST

KEY TO FIRE PRECAUTION SYMBOLS

- CARBON DIOXIDE EXTINGUISHER
- FIRE BLANKET
- DRY POWDER EXTINGUISHER
- WATER EXTINGUISHER
- ILLUMINATED FIRE SIGN
- SMOKE DETECTOR
- SECONDARY LIGHTING
- FIRE ALARM AUDIBLE WARNING DEVICE
- HEAT DETECTOR
- S14 FIRE DOOR KEEP LOCKED NOTICE
- S13 FIRE DOOR KEEP SHUT NOTICE
- FD60S FIRE RESISTING DOOR (60min)
- FD30S FIRE RESISTING DOOR (30min)
- SC SELF CLOSING DOOR
- VP VISION PANEL
- EMERGENCY LIGHTING (EXTERNAL TYPE)

Escape lighting to be in accordance with BS5266
Fire exit signage to be in accordance with BS5499
All internal lighting to be defused fluorescent lighting.
Fire alarm system to be accordance with BS5839

LIGHTING - INTERNAL

ENERGY EFFICIENT LIGHTING TO BE PROVIDED INTERNALLY TO DWELLING BY INSTALLATION OF AT LEAST THE FOLLOWING NUMBER OF LIGHT FITTINGS,
WHICH ONLY TAKE LAMPS HAVING LUMINOUS EFFICIENCY GREATER THAN 40 LUMENS PER CIRCUIT-WATT.

ROOMS CREATED	NO. OF LIGHT FITTINGS REQUIRED
1 - 3	1
4 - 6	2
7 - 9	3
10 - 12	4

EXTERNAL (FIXED TO BUILDING)

THIS INCLUDES LIGTING IN PORCHES BUT NOT IN GARAGES OF CAR PORTS.
RECOMMENDATION IS THAT ALL EXTERNAL LIGHTING SHOULD EXTINGUISH AUTOMATICALLY WHEN THERE IS SUFFICIENT DAYLIGHT
(OR WHEN NOT REQUIRED AT NIGHT) AND HAVE SOCKETS THAT CAN ONLY BE USED WITH LAMPS HAVING A LUMINOUS EFFICIENCY GREATER THAN 40 LUMENS PER CIRCUIT-WATT.

LINTELS

INSTALL I.G. OR BIRTLEY STEEL LINTELS TO OPENINGS AS SPECIFIED ON PLAN.
ENSURE 150mm MIN. END BEARINGS WITH DPC TRAY & STOP ENDS INSTALLED
AT ALL EXTERNAL CONDITIONS IN ACCORDANCE WITH BS 5628 Part 3: 1985 INCLUDING
MINIMUM OF 2No. WEEPHOLES TO EACH OPENING.
ALL LINTELS TO BE INSTALLED IN ACCORDANCE WITH MANUFACTURERS SPECIFICATION

WINDOWS & DOORS

GLAZING TO BE IN ACCORD. WITH B.S. 6206 Part 1 & BUILD. REG. APP.DOC Part N.
ALL GLAZING TO EXTERNAL & INTERNAL DOORS TO BE SAFETY GLASS WITH EACH PANEL
IDENTIFIED BY B.S. REFERENCE.
WINDOWS IN CRITICAL LOCATIONS TO BE SAFETY GLAZED AS IDE ITIFIED ON ELEVATIONS.
ALL EXTERNAL WINDOWS AND DOORS TO BE DOUBLE GLAZED INCORPORATING 'K' GLASS TO
ACHIEVE 'U' VALUE OF 2.0 AND DRAUGHT-STRIPPED.

SMOKE DETECTION

MAINS OPERATED SELF CONTAINED SMOKE ALARMS TO B.S 5446 Part 1 ARE TO BE INSTALLED IN CIRCULATION AREAS WITHIN 7m OF DOORS TO HIGH FIRE RISK ROOMS
ALARMS TO BE INTERCONNECTED TO ALLOW DETECTION BY ONE UNIT TO ACTIVATE ALL UNITS. FIRE ALARM AND DETECTION TO BE INSTALLED TO BS5839.
ALARMS TO BE PERMANENTLY WIRED TO SEPERATELY FUSED CIRCUIT AT DISTRIBUTION BOARD WITH INSTALLATION TO CONFORM TO I.E.E. REGULATIONS.
FIXING OF UNITS TO BE N.L.T. 300mm FROM ANY LIGHT FITTING. IF WALL MOUNTED THE UNIT IS TO BE LOCATED AT BETWEEN 150mm & 300mm DOWN FROM CEILING.
POSITION OF UNIT MUST FACILITATE ROUTINE MAINTENANCE BY OCCUPANTS WHO ARE TO BE PROVIDED WITH INFORMATION ON UNIT AND ITS MAINTENANCE.

ALL ELECTRICAL WORK

ALL ELECTRICAL WORK REQUIRED TO MEET THE REQUIREMENTS OF PART P (ELECTRICAL SAFETY)
MUST BE DESIGNED, INSTALLED, INSPECTED AND TESTED BY A PERSON COMPETENT TO DO SO.
PRIOR TO COMPLETION OF THE WORKS THE COUNCIL MUST BE SATISFIED THAT EITHER -
1. AN ELECTRICAL INSTALLATION CERTIFICATE ISSUED UNDER A COMPETENT PERSONS SCHEME HAS BEEN ISSUED; OR
2. AN APPROPRIATE ELECTRICAL INSTALLATION CERTIFICATE HAS BEEN ISSUED FOR THE WORK, AND THAT IT HAS BEEN SIGNED BY A PERSON COMPETENT TO DO SO.

ACCESS & FACILITIES FOR DISABLED PEOPLE
(Approved Document M 1999 Edition)

PROVISION IS TO BE MADE TO ENABLE DISABLED PERSONS (INC. WHEELCHAIR ACCESS)
TO GAIN SAFE AND CONVENIENT ACCESS TO THE DESIGNATED DWELLING ACCESS FROM THE PLOT CURTILEGE. SURFACE OF APPROACH TO BE FIRM AND EVEN.
A " LEVEL " APPROACH OF 1:15 GRADIENT MAX. TO POINT OF ACCESS OF WIDTH NOT LESS THAN 900mm TO BE PROVIDED WITH LEVEL LANDINGS TOP AND BOTTOM OF N.L.T. 1.2m LENGTH.

DESIGNATED ACCESS TO DWELLING TO INCORPORATE WHEELCHAIR ACCESSIBLE THRESHOLD AND BE OF N.L.T. 775mm CLEAR WIDTH OPENING

MINIMUM WIDTHS OF CORRIDORS WITHIN DWELLING

DOORWAY CLEAR OPENING WIDTH	CORRIDOR WIDTH
750mm OR WIDER	900mm (APPROACHED HEAD-ON)
750mm	1200mm (NOT HEAD-ON APPROACH)
775mm	1050mm (NOT HEAD-ON APPROACH)
800mm	900mm (NOT HEAD-ON APPROACH)

DOOR WIDTHS APPLICABLE TO ALL HABITABLE ROOMS ON GROUND FLOOR INCLUDING W.C. PROVISION.
A SHORT RUN OF OBSTRUCTION TO CORRIDOR WIDTH (e.g. radiator) OF NO MORE THAN 2m LENGTH IS ACCEPTABLE PROVIDED
THAT A CLEAR MINIMUM WIDTH OF N.L.T. 750mm IS AVAILABLE FOR LENGTH OF OBSTRUCTION AND THAT THE LOCAL PERMANENT OBSTRUCTION IS NOT PLACED OPPOSITE TO A DOORWAY

ACCESSIBLE SWITCHES AND SOCKET OUTLETS - FOR LIGHTING AND OTHER EQUIPMENT IS TO BE LOCATED AT APPROPRIATE HEIGHTS WITHIN A ZONE 450mm -1200mm FROM FLOOR.

ACCESSIBLE W.C. PROVISION TO BE PROVIDED INCORPORATING OUTWARD OPENING DOOR.
REFER TO INDIVIDUAL DWELLING LAYOUTS FOR DIMENSIONS OF W.C. COMPARTMENT.

ADDITIONAL VENTILATION REQUIREMENTS

MECHANICAL EXTRACTION TO BE PROVIDED TO TOILET FACILITIES AND BATHROOMS
INTERNAL WC`S /SHOWER ROOMS - PROVIDE MECHANICAL VENTILATION TO INTERNAL WC`S
GIVING A MINIMUM OF 3 AIR CHANGES PER HOUR,
WHICH MAY BE INTERMITTENT BUT SHOULD HAVE A MINIMUM 15 MINUTE OVERRUN PERIOD

2 DEC 2005
04052/06

B	MINOR ALTERATIONS TO ENTRANCE WALL & DETAILS	03/06
A	INTERNAL ALTERATIONS TO ANNEXE - boiler room re-positioned	11/05

SOVEREIGN
Fulney Hall,
69 Holbeach Road,
Spalding, Lincolnshire
PE12 6ER
Tel : 01775 716716
Fax : 01775 716715
Website: www.sovereignhomes.co.uk

PROJECT:
ALTERATIONS TO BUILDING TO FORM RECEPTION AREA AND RE-ALIGN WALL AT VEHICULAR ENTRANCE.

DRAWING:
WORKING DRAWINGS - ANNEXE & RECEPTION

ADDRESS:
CLEY HALL HOTEL - 22 HIGH STREET
SPALDING - LINCS - PE11 1TX

CLIENT:
KINGS COUNTRY HOTELS

DRAWN: MD
DATE: 09/05

SCALE: 1:50, 1:100
DRG. No.: SH2502/08 B