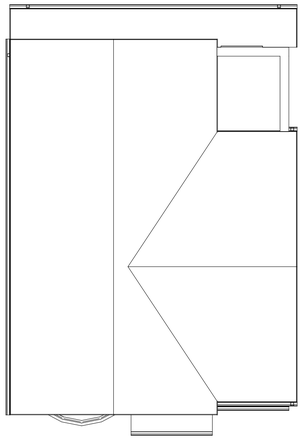

Proposed Roof Plan
1 : 100

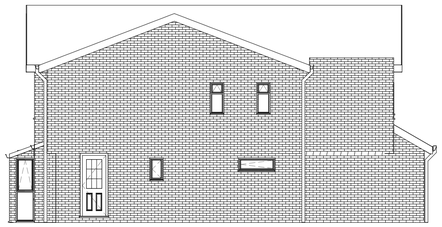

Proposed Side (1) Elevation
1 : 100

Proposed Rear Elevation
1 : 100

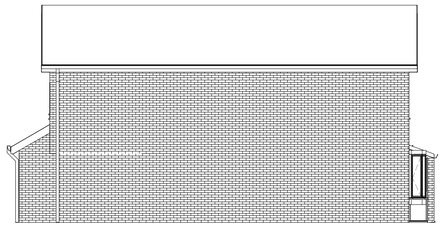

Proposed Side (2) Elevation
1 : 100

Block Plan
1 : 500

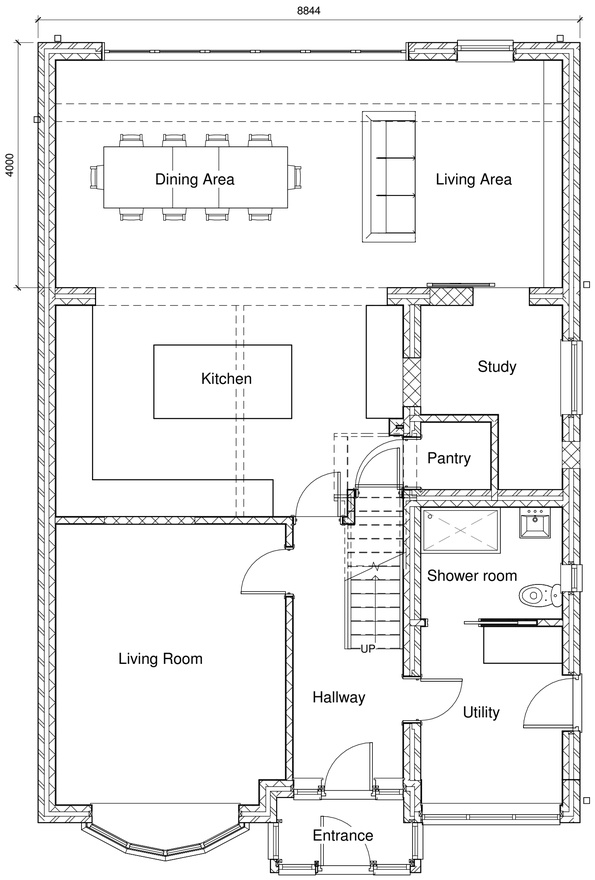

Proposed Ground Floor Plan
1 : 50

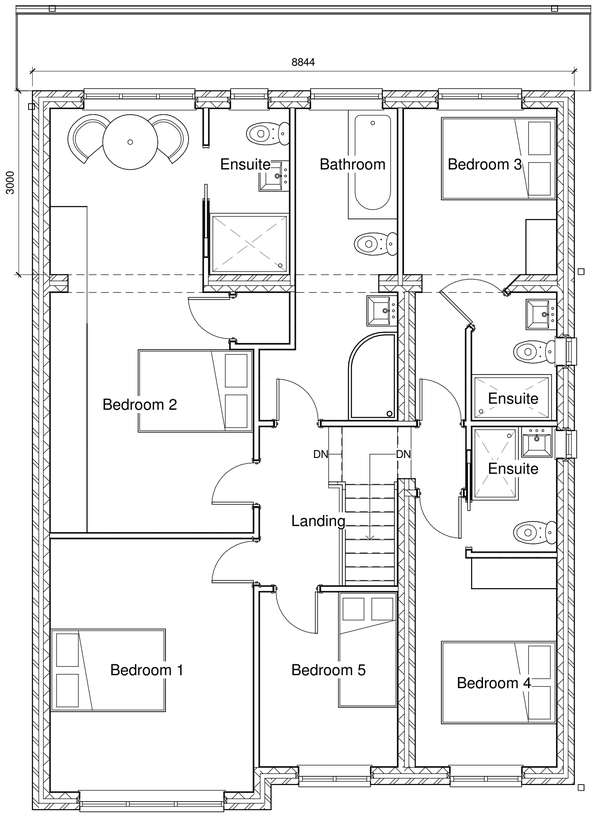

Proposed First Floor Plan
1 : 50

3D View 1

3D View 2

0m 1m 2m 3m 4m 5m

VISUAL SCALE 1:50 @ A1

0m 2m 4m 6m 8m 10m

VISUAL SCALE 1:100 @ A1

Rev	Description	Date
D	First floor extension bought in 1000mm	10/20

RICHARDS ARCHITECTURAL

RUALEN, MILL GREEN ROAD,
PINCHBECK. SPALDING PE11 3PU
01775 722083

PROJECT

Proposed Two Storey Rear Extension

CLIENT

Mr Malone
38 Fen End Lane,
Spalding, Lincolnshire
PE12 6AD

DRAWING

Proposed Ground Floor Plan
Proposed First Floor Plan
Proposed Elevations
3D Views
Block Plan

DRAWING NUMBER:	DATE:
RA/1180/20/01 P2d	27/04/20
DRAWN BY:	SCALE (@ A1):
HA	As indicated

COPIES OF THESE DRAWINGS MUST NOT BE TAKEN, TRACED OR ALTERED FOR ANY PURPOSE OTHER THAN THAT FOR WHICH THEY ARE ISSUED WITHOUT WRITTEN PERMISSION OF RICHARDS ARCHITECTURAL. THESE SERVICES ARE PRODUCED ONLY FOR THE PURPOSE OF OBTAINING PLANNING OR BUILDING REGULATIONS APPROVAL AND DO NOT CONTAIN A FULL SPECIFICATION FOR THE PROPOSED WORK AND MUST NOT BE USED AS A CONTRACT DOCUMENT ALONE. THE PROPOSED WORK WILL NOT BE SUPERVISED/INSPECTED BY RICHARDS ARCHITECTURAL (unless agreed otherwise in writing by the client). THEREFORE IT IS THE CLIENT OR THEIR APPOINTED AGENTS RESPONSIBILITY TO ENSURE THAT THE PROPOSED WORK COMPLIES WITH THE SPECIFICATION AND ANY VARIATIONS TO THE CONTRACT. IT IS NEITHER PRACTICAL OR REASONABLE TO SHOW ALL THE RELEVANT MATTERS ON THE DRAWINGS, THE FACT THAT MATTERS ARE NOT MENTIONED DOES NOT ALEVIATE THE BUILDER/CONTRACTOR FROM RESPONSIBILITES OF NON-COMPLIANCE IN CARRYING OUT THE WORK. ALL WORKS AND MATERIALS TO BE FITTED AND INSTALLED TO THE MANUFACTURERS INSTRUCTIONS AND COMPLY WITH THE MANUALS AND APPROVED DOCUMENTS OF THE BUILDING REGULATIONS AND CURRENT NHBC TECHNICAL REQUIREMENTS-CODES OF PRACTICE, BRITISH STANDARDS OR EUROPEAN CODE etc. ALL MEASUREMENTS ON THIS DRAWING ARE NOT TO BE SCALED FOR CONSTRUCTION/ORDERING PURPOSES. ALL DIMENSIONS FOR SETTING OUT OF THE WORKS AS SHOWN ON THE DRAWING TO BE CHECKED BY THE BUILDER/CONTRACTOR PRIOR TO THE COMMENCEMENT OF WORK AND ANY DISCREPANCIES REPORTED IMMEDIATELY. WHERE APPLICABLE DIMENSIONS SHOWN ARE EITHER THE OUTSIDE/INSIDE OF brick OR blockwork AND NOT FINISHED PLASTER. IT IS RECOMMENDED THAT A SITE SURVEY IS UNDERTAKEN PRIOR TO COMMENCEMENT OF WORKS. THE ACTUAL POSITIONING OF SPA STATUS MUST BE ESTABLISHED BY THE BUILDER/CONTRACTOR PRIOR TO COMMENCEMENT OF WORK AND SHOULD BE ADJUSTED TO SUIT THE INDIVIDUAL SERVICE SUPPLIERS INSTALLATION RECOMMENDATIONS.
RICHARDS ARCHITECTURAL WILL NOT SHARE ANY CONFIDENTIAL INFORMATION WITH OTHER PARTIES WITHOUT YOUR CONSENT. FOR A COPY OF OUR PRIVACY POLICY PLEASE CONTACT INFO@RICHARDSARCHITECTURAL.CO.UK

HEALTH & SAFETY
the client is to ensure that the appointed contractor is familiar with and complies with Health & Safety for Building Sites and Work Places.