LANDSCAPING & TREE LANDSCAPING

A. MIXED HEDGING
   (a) Hawthorn (Crataegus Monogyna)
   (b) Beech (Fagus Sylvatica)
   (c) Blackthorn (Prunus Spinosa)
   (d) Buckthorn (Rhamnos Cathartica)
B. SLIVER BIRCH (BETULA PENDULA) FEATHERED
C. WHITE BEAM (SORBUS ARIA) FEATHERED
D. HAWTHORN (CRATAEGUS MONOGYNA) FEATHERED
E. REPOSITION ACCESS
F. EXISTING ACCESS TO BE BLOCKED UP
G. DRIVE
H. PATIO
J. GARDEN

All planting to be in accordance with BS 4428:1989 and amendment No. 1 (1991)

All trees to be planted with minimum 0.6m plastic mulch mat and to be staked, tied and tubed.

1/3 to ½ bag of peat free tree and shrub planting compost to be incorporated into backfill for each tree hole.

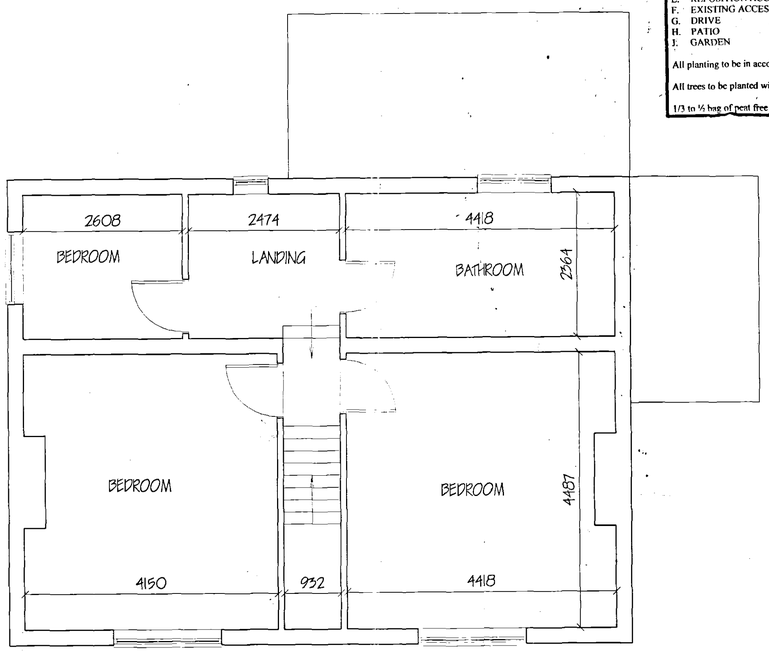

FIRST FLOOR PLAN - EXISTING

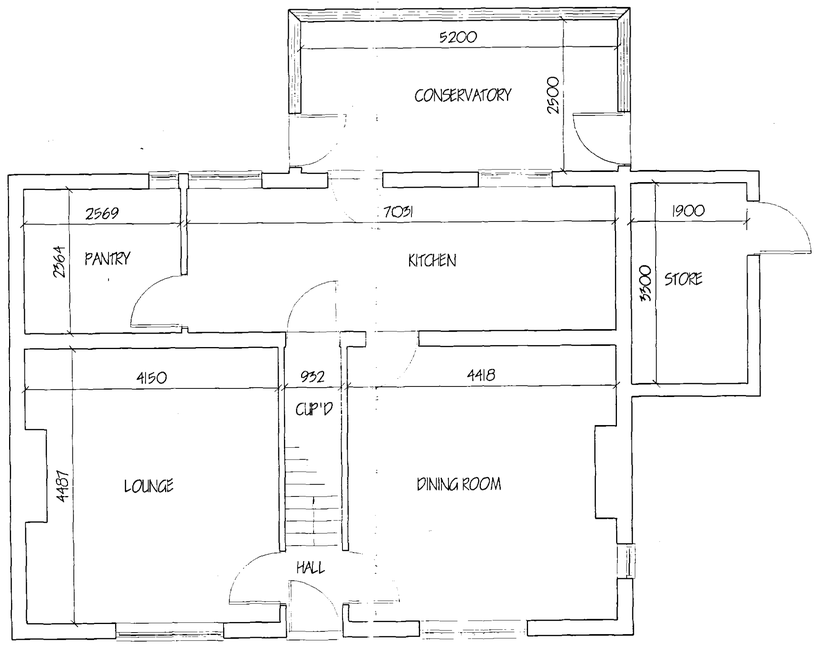

GROUND FLOOR PLAN - EXISTING

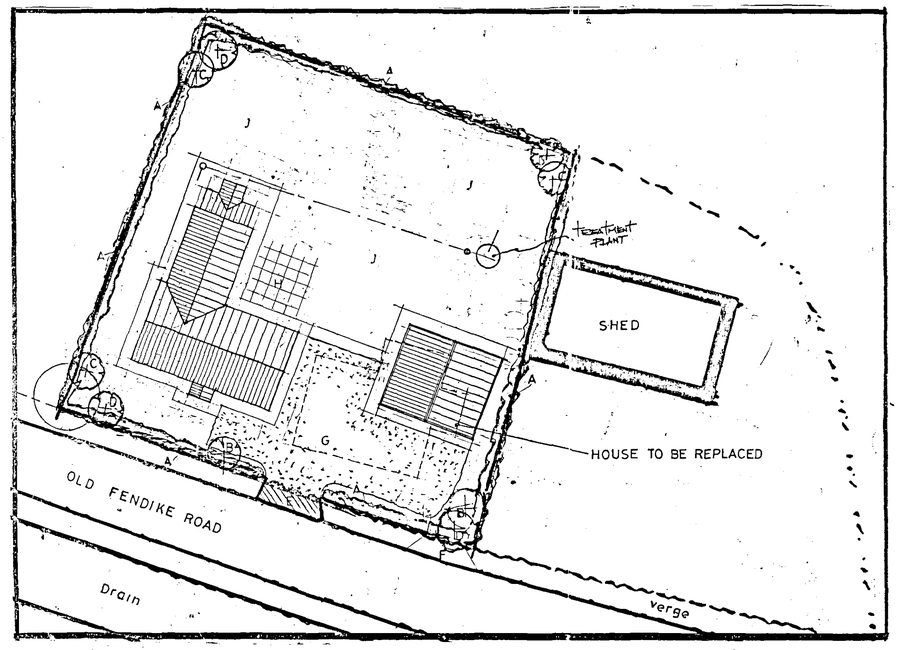

SITE PLAN
1/250

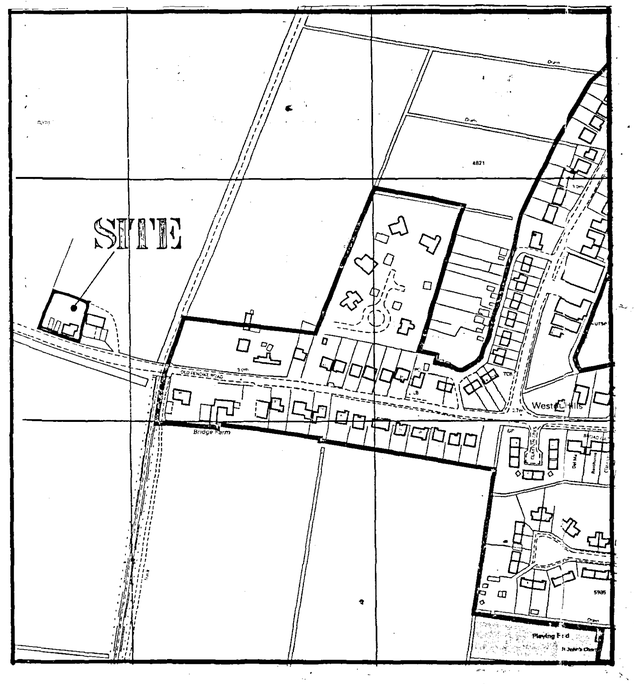

LOCATION PLAN
1/2500

NORTH

DETERMINED PLAN

SHDC
Planning & Development
31 MAR 2005
Ref: 04/1167

C	RE-POSITION DWELLING & ADD'N MADE	23.3.05
B	RE-POSITION DWELLING	14.3.05
A	RE-POSITION DWELLING	25.2.05
ref	revision	

G. R. MERCHANT B.Sc. M.I.ENG A.M.I.C.E. F.I.W.O.

ARCHITECTURAL, STRUCTURAL AND LAND DRAINAGE CONSULTANTS

Unit 4, Wagtail Flows
12A Park Road, Moulton,
Spalding, Lincs. PE12 6YE
Tel: 01406 370530
Fax: 01406 370764
E-Mail: G. R. Merchant @ btinternet.com

Project
REPLACEMENT DWELLING.
BRIDGE FARM.
OLD FENDIKE ROAD.
WESTON HILLS.

Client
MR. & MRS. G. CARSON.

Drawing
EXISTING HOUSE FLOOR PLANS, LOCATION & SITE PLANS.

Job Ref.	Drawing No.
895-04	01 C
Date	Drawn
FEB '04	GRM

Scales
1/50 (unless otherwise stated)

DO NOT SCALE FROM THIS DRAWING

This drawing is copyright and may not be altered, traced, photocopied or used for any purpose other than that for which it is issued. The contractor is to check all dimensions on site and report any discrepancies to the Architect before work is commenced. Foundations are based upon typical site criteria and may require modification or alteration as directed by the Architect as the design progresses. Any variations to the foundation design or method of construction of the works, it is solely the responsibility of the contractor to obtain approval. This drawing must not be used as a construction drawing unless it has been signed, dated and approved or instructed on site by the appropriate Building Inspector. It is the responsibility of the contractor to ensure that all materials, components and workmanship are in accordance with the relevant British Standard Specifications, Codes of Practice, Agrément Certificates and Building Regulations. All materials to be new unless otherwise shown and all workmanship and materials are to be of the best quality of their respective kinds. All timber wood work shall be carried out in accordance with current good practice. Materials shall conform to all relevant British Standard specifications and European codes of practice. The Building Regulations 2000 (as amended) and all other statutory regulations and requirements shall be complied with and advice all the relevant authorities shall be obtained as necessary. The contractor is to give all notices required by the Building Regulations and pay all fees required in connection with the Building Regulation Application for Building Work and Work in Lieu. The contractor's attention is drawn to the Construction (Design and Management) Regulations 1994 which are now in force and he will be required to comply with the Duties and, if Design and Management Co-ordinator, the Planning Supervisor will be required to carry out the duties and obligations of the Planning Supervisor as detailed in the Regulations. Any discrepancies between the Structural Engineer's drawings and details and these drawings and details are to be reported to the Architect before work is commenced. Work that may not accord with known by-laws, Building Regulations or recommendations of the National House Building Council may not be accepted by the Local Authority Building Control Officer and may need to be altered or removed at the contractor's expense. Figured dimensions are to be taken in preference to scaled dimensions. Any errors, omissions or discrepancies found in the drawings are to be reported to the Architect before work is commenced. Dimensions are in millimetres unless otherwise stated.