DWG. No.	ISSUE.
3219-002	

ALL DIMENSIONS IN mm DO NOT SCALE : IF IN DOUBT ASK

COPYRIGHT
THIS DRAWING IS PRIVATE AND CONFIDENTIAL AND IS SUPPLIED ON THE EXPRESS CONDITION THAT IT IS NOT TO BE USED FOR ANY PURPOSE OR COPIED OR COMMUNICATED TO ANY THIRD PARTY WITHOUT THE PERMISSION OF PODDINGTONS

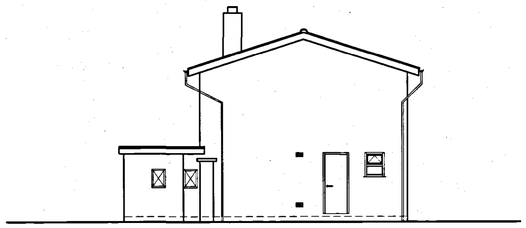

RIGHT ELEVATION 1:100



FRONT ELEVATION

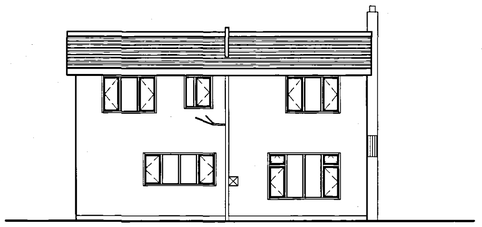

REAR ELEVATION

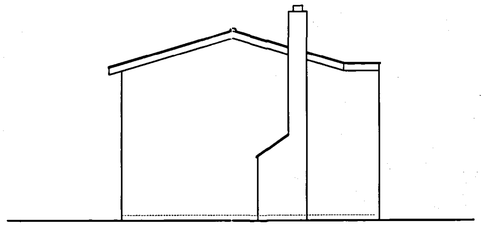

LEFT ELEVATION

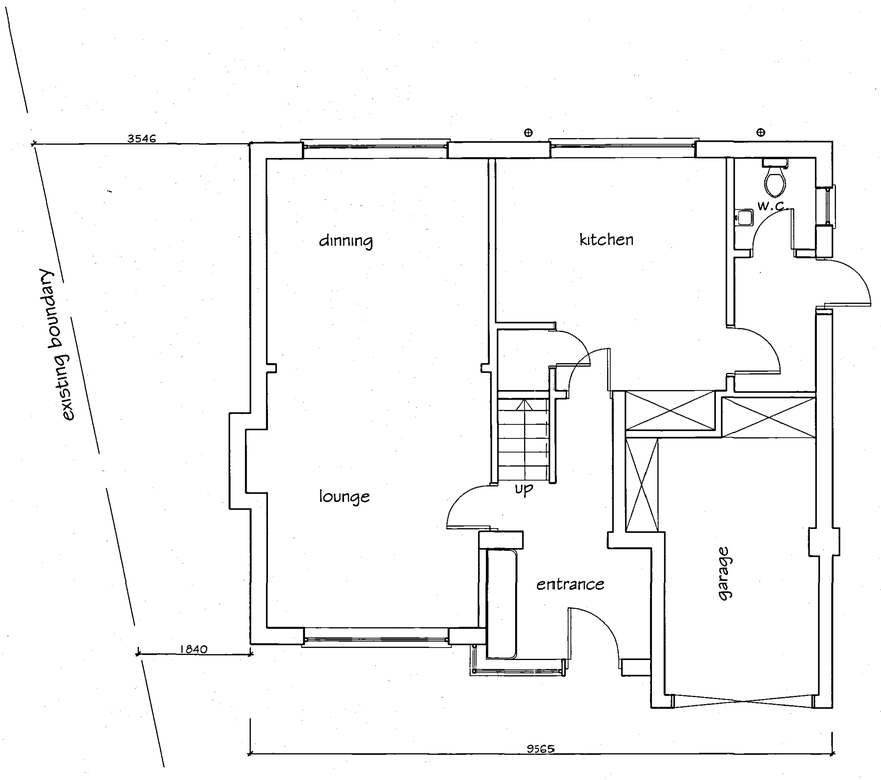

GROUND FLOOR PLAN 1:50

FIRST FLOOR PLAN 1:50

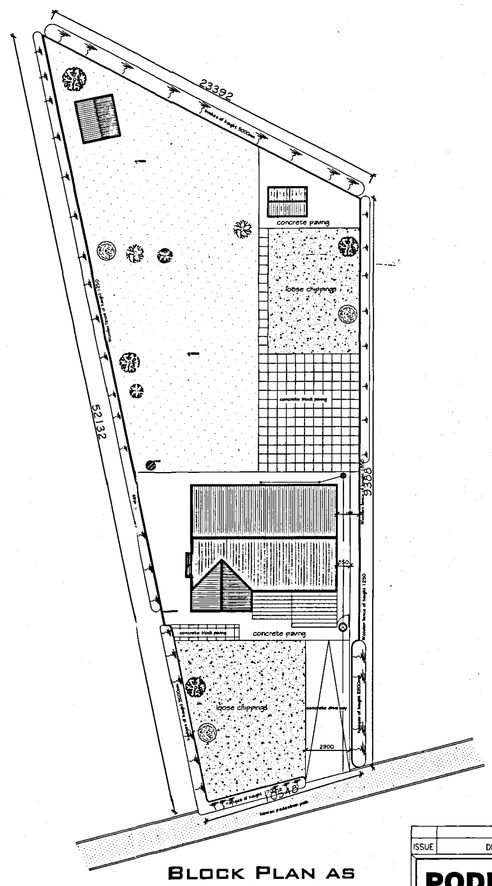

BLOCK PLAN AS EXISTING 1:200

SHDC
Planning & Development
3 1 MAR 2005
Ref: 0443/05

ISSUE	DESCRIPTION	APPR'd	DATE

PODDINGTONS
Architectural Design Consultants
Est. 1969
Unit 7, The Flaxmill, Flaxmill Lane, Pinchbeck, Spalding, Lincs. PE11 3XQ Tel. (01775) 720668 Fax. (01775) 720877

Client.
Mr. & Mrs. J & K. CIFALDI

Project.
proposed extension
44 aintree drive, spalding.

Drawing.
plans and elevation as existing

Drawn.	Scale.	Date.	Checked.	Approved.
a. a. a.	A.3	Nov.2004		

DWG. No.	ISSUE.
3219-002	1