| DWG. No. | ISSUE. |
|---|---|
| 3219-002 | |

ALL DIMENSIONS IN mm  DO NOT SCALE : IF IN DOUBT ASK

COPYRIGHT
THIS DRAWING IS PRIVATE AND CONFIDENTIAL AND IS SUPPLIED ON THE EXPRESS CONDITION THAT IT IS NOT TO BE USED FOR ANY PURPOSE OR COPIED OR COMMUNICATED TO ANY THIRD PARTY WITHOUT THE PERMISSION OF PODDINGTONS



FRONT ELEVATION



REAR ELEVATION 1:100

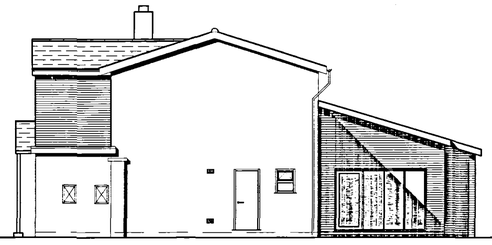

RIGHT ELEVATION



LEFT ELEVATION

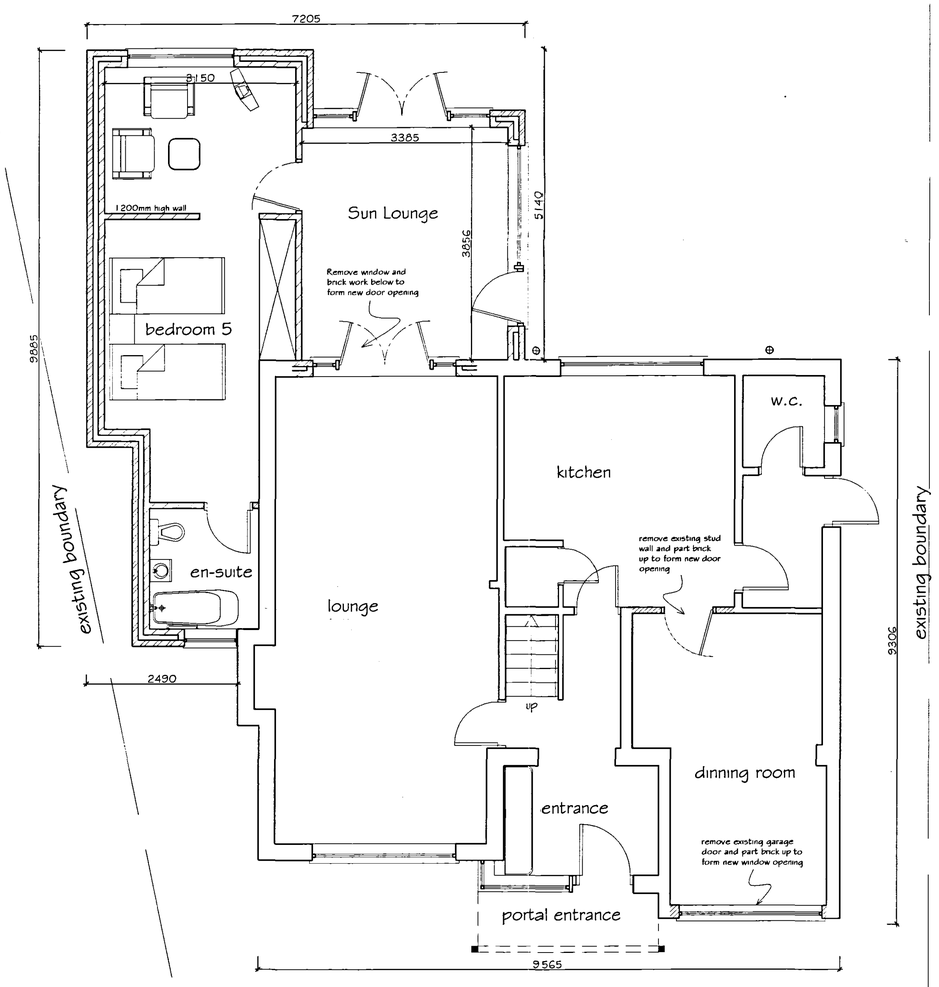


GROUND FLOOR PLAN 1:50

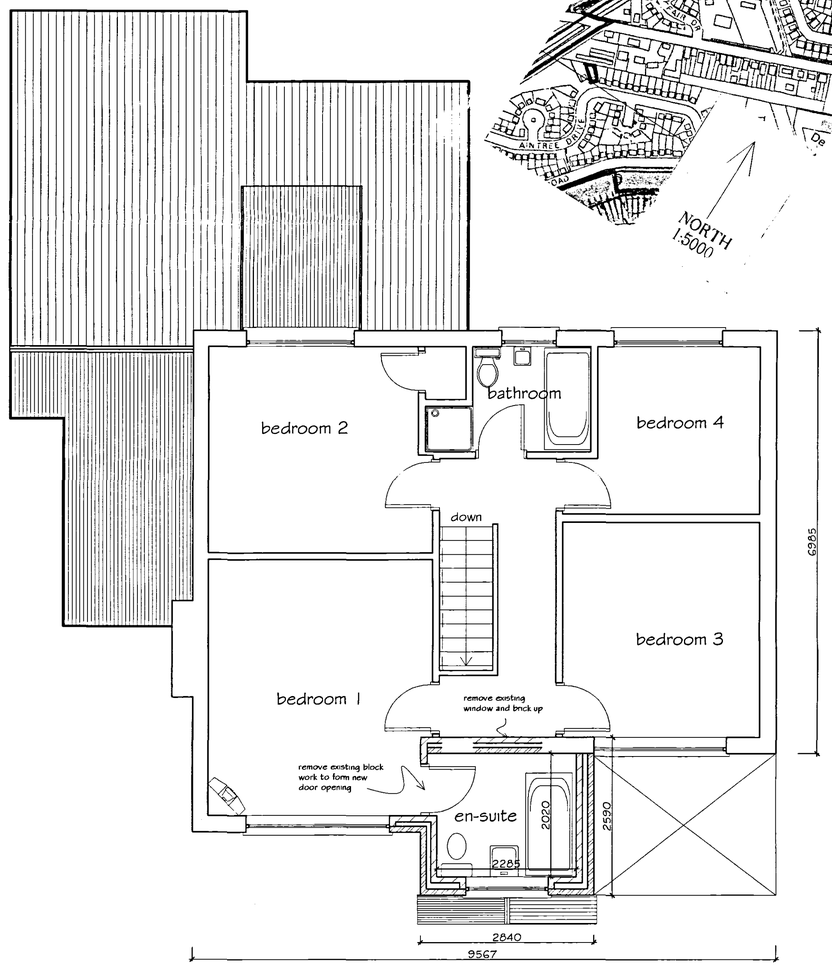


FIRST FLOOR PLAN 1:50

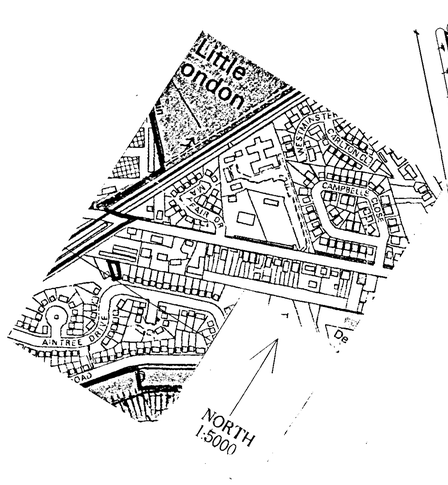


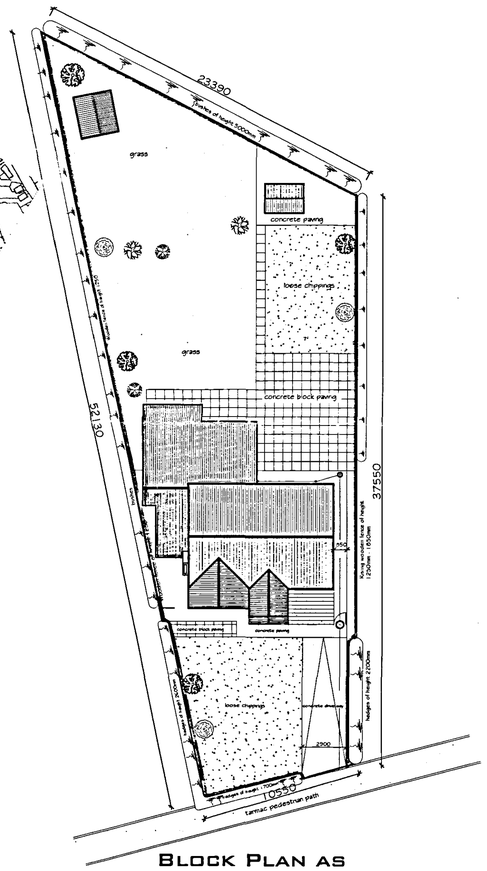


BLOCK PLAN AS PROPOSED 1:200

| ISSUE | DESCRIPTION | APPR'd | DATE |
|---|---|---|---|

**PODDINGTONS**
Architectural Design Consultants
Est. 1969
Unit 7, The Flaxmill, Flaxmill Lane, Pinchbeck, Spalding, Lincs, PE11 3XQ  Tel. (01775) 720698  Fax. (01775) 720877

Client: Mr. & Mrs. J & K CIFALDI

Project: proposed extension
44 aintree drive,spalding.

Drawing: plans and elevation as proposed

| Drawn. | Scale. | Date. | Checked. | Approved. |
|---|---|---|---|---|
| a. a. a. | A.S | Nov.2004 | | |

DWG. No. 3219-002  ISSUE.

SHDC
Planning & Development
31 MAR 2005
Ref: 0443/05

DETERMINED PLAN