PROPOSED EXTENSION ONTO EXISTING DWELLING AT 17 PILGRIMS WAY, SPALDING, LINCS FOR MRS BATHO.

DRWG 1 OF 1

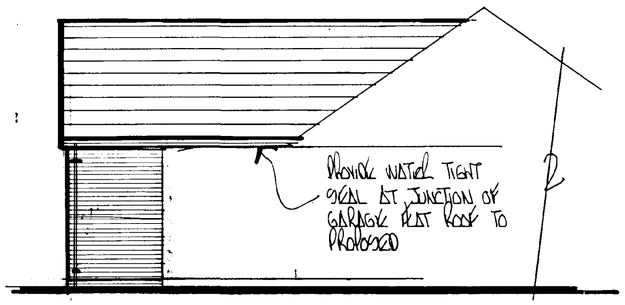

SIDE ELEVATION

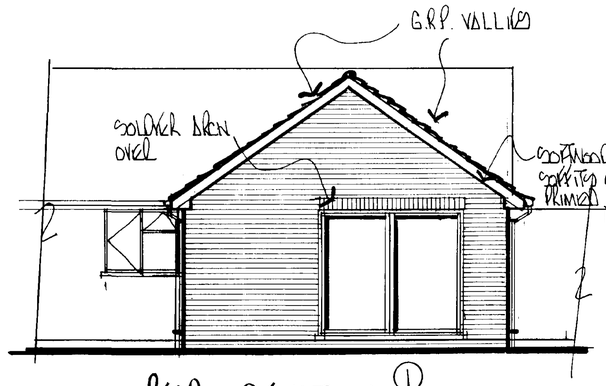

REAR ELEVATION ①

SCALE 1/50



SIDE ELEVATION ② ③

REF	QTY	P.V.C DOORS / WINDOWS	I.G. LINTOL	LENGTH
1	1	PATIO DOOR 2100H x 2400W	L1/G	2700
2	1	6 NO FRAME + DOOR	L1/G	1200
3	1	210CV	L1/G	1500
4	1	INTERNAL DOOR	INTERNAL 100	1050

ALL GLAZING TO COMPLY WITH BS 6206 STD
WINDOWS :- ANY GLASS WITHIN 800MM ABOVE F.F.L TO BE TOUGHENED.
DOORS :- ANY GLASS WITHIN 1500MM ABOVE F.F.L TO BE TOUGHENED.

ALL CODES GIVEN ARE FOR SOFTWOOD WINDOWS / DOORS THIS IS FOR REF. ONLY AS P.V.C. ARE REQ.

ALL DOORS / WINDOWS TO HAVE DOUBLE GLAZED SEALED UNITS WITH MIN. 12MM AIR GAP. ALL WINDOWS & PATIO DOOR TO HAVE TRICKLE VENTS.
ALL LINTOLS LAID TO MANF INSTRUCTIONS WITH MIN. 150 END BEARING.
ALL LINTOLS TO BE INSULATED.

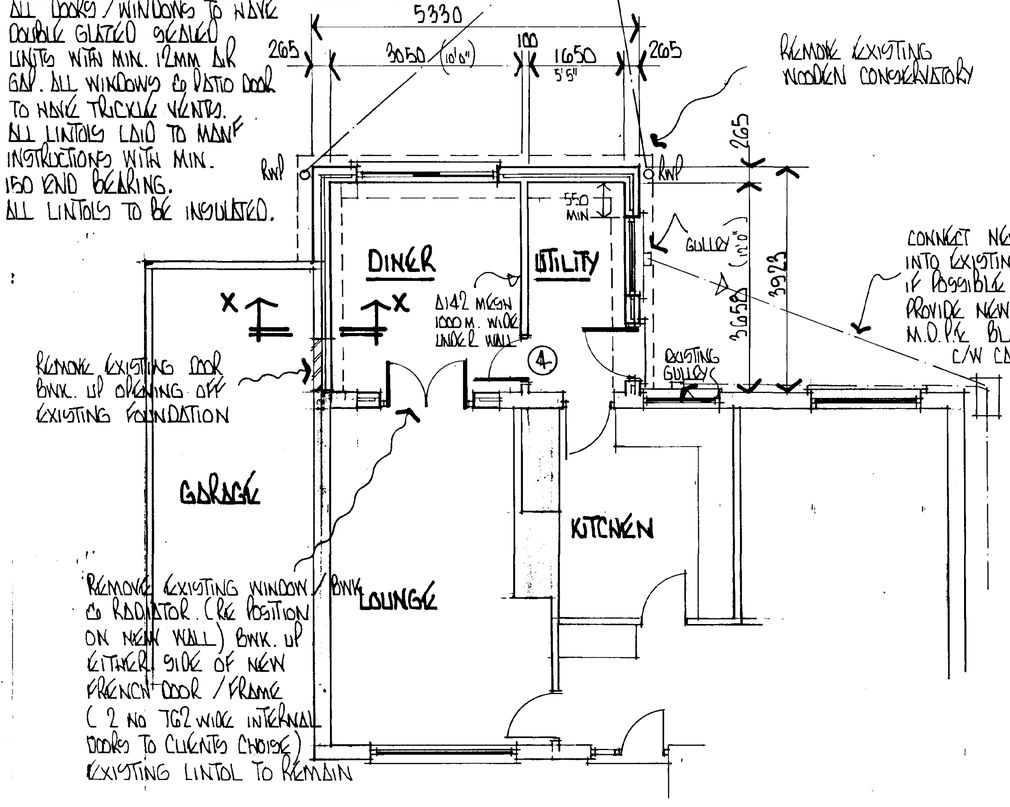

FLOOR PLAN

SCALE 1/50

TO SOAKAWAY MIN. 5M FROM BUILDINGS

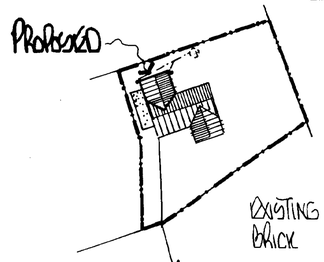

BLOCK PLAN

SCALE 1/500

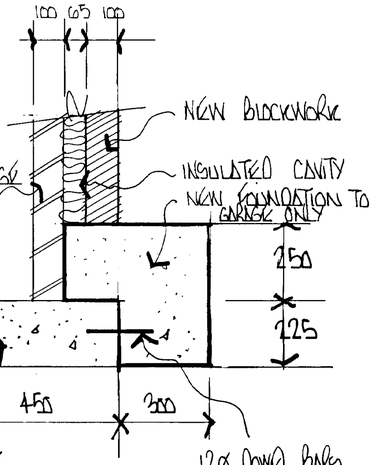

SECTION X-X

SCALE 1/10

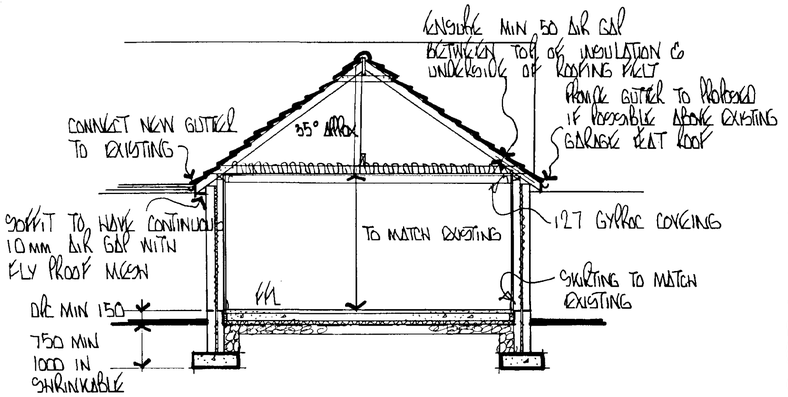

SECTION THRU

SCALE 1/50

FOUNDATIONS :-

700 WIDE x 225 DEEP CONC. STRIP FOUNDATIONS TO CAVITY BWK. PROVIDE 1 LAYER OF A142 MESH TO FLOOR SLAB 1M. WIDE UNDER INTERNAL 100W WALL. CONC. MIX ST4. ALL TAKEN DOWN TO A SUITABLE LOAD BEARING SUB-STRATA. IF ANY NON-LOAD BEARING SUB-STRATA IS ENCOUNTERED THE DESIGNER IS TO BE INFORMED BEFORE LAYING ANY CONCRETE ETC. & THE ADVICE OF A CONSULTING ENGINEER WILL BE OBTAINED. ALL THE ABOVE IS TO BE APPROVED BY THE LOCAL BUILDING INSPECTOR.

WALLS :-

265 CAVITY BWK. TO COMPRISE OF, 102 FACING BWK TO MATCH BUNGALOW. 65 CAVITY WITH 65 THK. DRITHERM INSULATION LAID TO MANF. INSTRUCTIONS. 100 TARMAC TOPLITE TOPBLOCK STANDARD INSULATION BLOCK OR SIMILAR APPROVED RENDER & SKIMMED. INTERNAL 100 THK BLOCKWALL OF SIMILAR BLOCKWORK RENDER & SKIMMED. MORTAR MIX AS RECOMMENDED BY BWK. / BLOCK MANF. & TO B.R.E. DIGEST No 178 & C.P. 121 PART 1 1973. GALV OR SIMILAR WALL TIES AT MAX. 900 CRS HORIZONTAL & 450 CRS VERTICAL STAGGERED & AT 300 CRS AS NEAR TO DOOR / WINDOW JAMBS AS POSSIBLE. PROVIDE D.P.C's TO ALL JAMBS & ABOVE DOOR / WINDOW HEADS. D.P.C's & D.P.M TO BE LAPPED & CONTINUOUS CLOSE CAVITY AT PLATE LEVEL. LEAN MIX TO CAVITY AT MIN. 150 BELOW GROUND LEVEL. CLASS 'A' CONC. BLOCKS BELOW GROUND LEVEL. ALL BWKS BELOW GROUND LEVEL TO BE F.L. QUALITY. 50 x 100 WALL PLATE OFF MORTAR BED WITH 30 x 5 x 1000 LG. GALV. METAL ANCHOR STRAPS AT MAX. 2M CRS. "EXPAMET" OR SIMILAR WALL STARTERS OR SIMILAR APPROVED FITTED TO MANF INSTRUCTIONS. PROVIDE THERMAL BREAKS WHERE REQ'D IN THE STRUCTURE TO AVOID COLD BRIDGING occurring.

FLOOR :-

150 MIN. CONSOLIDATED HARDCORE BLINDED. 1200 GAUGE D.P.M LAPPED OVER D.P.C. 50 THK. JABLITE FLOORING GRADE SD INSULATION BOARDS WITH PERIMETER INSULATION TO WALLS ALL LAID TO MANF. INSTRUCTIONS. 100 MIN. CONCRETE ST4 MIX. SAND / CEMENT SCREED TO BRING FLOORS LEVEL. SEE NOTE UNDER FOUNDATIONS RE : A142 MESH TO CONC FLOOR SLAB. LOCAL TO 100 THK BLOCK WALL.

ELECTRICS :-

SOCKETS / OUTLETS / LIGHTING POINTS TO I.E.E. REGULATIONS & N.H.B.C. STD. POSITIONS TO BE AGREED WITH CLIENT PRIOR TO FITTING.

HEATING :-

EXTEND EXISTING HEATING SYSTEM INTO NEW EXTENSION.

DRAINS :-

PIPE TO BE 110 Ø u.P.V.C POLYDRAIN OR SIMILAR LAID TO MANF. INSTRUCTIONS. ALL JUNCTIONS TO HAVE SLOW BENDS. PROTECT ALL DRAINS WITH LESS THAN 600 COVER WITH CONC. PATH OR SLABS. PIPES TO BE LAID ON SELECTED BACKFILL & GRANULAR BED. FALL TO BE MIN 1 IN 80. PROVIDE RODDING EYES TRAPS (75 MM) TO ALL WASTE PIPES C/W RODDING POINTS. 40 MM PVC WASTE PIPE TO SINK UNIT IF REQ.

ROOF :-

MARLEY OR SIMILAR CONCRETE INTERLOCKING ROOF TILES TYPE :- LUDLOW MAJOR, COLOUR TO MATCH EXISTING. GRANULAR FINISH (SITE CHECK) 75 LAP OFF 38 x 25 T.T. BATTENS OFF 1 LAYER OF UNDERSLATE ROOFING FELT TO B.S. 747 TYPE 1 F WITH MIN. 150 LAPS. 63 Ø P.V.C. RWP. 100 H.R. PVC. GUTTERS. 200 MM F / G INSULATION BETWEEN & OVER CEILING JOISTS TO FOILBACKED PLASTERBOARD & SKIM FINISH. 50 x 100 RAFTERS AT 400 CRS. DOUBLE UP 6TH RAFTER FROM GABLE TO FORM TRUSS TO SUPPORT 50 x 200 BINDER WHICH IS BUILT INTO NEW GABLE BWK AND OFF EXISTING HOUSE CAVITY BWK. 38 x 125 CEILING JOISTS AT 400 CRS. 50 x 100 HANGER AT DOUBLED UP 6TH RAFTER. 25 x 175 LAYBOARD OVER EXISTING ROOF.