2000E

2100E

1000N

1000

DK 3.82

3.82

3.72 3.74

3.91 3.97

FH G

FH 3.79

3.65

CB 3.95

3.95

3.85 3.90 3.87 3.81

3.63 G

3.75 MH 3.65 3.64 3.61 3.60

S.B. SIN. 4.05

4.05 DK CL 3.81

3.78 MH CL 3.81 HOLLAND ROAD

3.98 3.86 3.78 3.71 3.71 3.65 3.63

LP 3.78 3.81 3.85 3.77

G 0.50
S 4.00
H 10.00
ASH

MH a 3.94

IC a 3.88

3.90 G 3.85

4.10 4.12 4.13

IC a 4.10

4.45 4.31 5.37 5.36 5.41 5.45 5.23 5.21 3.92 3.95 G

4.55 4.20 4.31 5.15 5.30

4.19 4.18 4.14

WARDROBE

4.00 G

4.16

4.20 4.21 4.25

IC G a 4.21

5.40 5.34 5.25 5.21 5.11 5.15 5.21 5.00 5.08 BTMH DK

IC a 5.19 5.25 5.22

IC a 5.25 5.23

5.25 IC a 5.25

5.31 5.35 GARAGE 5.29 5.26 5.55 5.27 5.18 MH a 5.21 5.14 4.99

IC a 5.30 G 5.24 5.54

IC a 4.97 IC a 5.25 5.59 5.38 5.55 5.40

5.17 G

5.09 5.03 G 5.10 5.12 WM 5.18 5.24 IC a 5.24 IC a 5.24 IC a 5.18 BLMH

4.80 5.09

5.40 5.21 GALLY 5.23 IC a 5.24

5.40

WHITE LANE

4.94 4.97 5.05 5.13 5.30 5.40 G 5.46 5.50 5.58 5.55

5.16 5.15 G 5.26 BTMH 5.52 WSV 5.51 IC a 5.38 BTMH 5.37 5.25

5.58 5.58 IC a 5.36 5.45 5.41 5.56 IC a 5.47 G 5.47

4.76 G 4.71 5.17 5.00 5.08 LP

4.82 4.67 4.51 4.46 4.38 4.29 4.07 4.12

4.72 4.40 GALLY GRATING 4.24 4.45 IC a 4.25

4.64 4.58 4.60 4.70 4.68 4.87 6.41 5.24 5.64

5.10 5.18 5.06 5.02 5.06 5.32 5.30 5.47 5.56 5.49 5.59 5.52 MH 5.42 5.31 IC a 5.28 IC a 5.44 IC a 5.51 5.41 DK 5.43 IC a 5.41 DK 5.35 FH 5.41 5.40 5.50 G W 5.50 5.70

FOUL SEWER (EXISTING)

MH a 4.73 1P 4.69 4.78 5.15 5.27 5.43 4.98 4.96 5.13 4.73 4.66

1P 5.46 5.38 5.45 5.48 5.44 5.59 5.30 G 5.27 5.33 5.64 MH a 5.50 MH a 5.36 5.57 SW SEWER (EXISTING) DX 5.64 5.68 5.65 5.68 5.60 5.75 5.59 5.35 5.36 5.22 5.10

G 0.50
S 3.00
H 5.00
ASH

IC a 3.84 3.85 3.71 3.70 3.96 3.96

G 1.00
S 5.00
H 15.00
SYC

4.00 4.01 3.86 3.87 3.91 3.88 4.09 3.71 4.05 4.02 4.01

FOUL SEWER (EXISTING)

Patterson Homes Limited.

LEVELS TO ORDNANCE DATUM

revision	date	init.	revision details.

SOUTH ... DC
HOUSE ... VS
18 APR 2000
Ref: 0487/00

COOPER ARCHITECTURE & DESIGN
BRONAVON, HOCKLESGATE, FLEET, SPALDING, LINC'S PE12 8L
Tel/Fax : 01406 423782
Mobile : 0410 290852

Client.
PATTERSON HOMES LTD.

Project.
RESIDENTIAL DEVELOPMENT,
OLDACRES MILL,
HIGH STREET,
SPALDING,
LINC'S.

Drawing.
BLOCK PLAN EXISTING.

DETERMINED PLAN

Scale	1:250	Drawing No.	9872:1
Date.	JAN '00	Drawn.	JC

For Details Refer to Drawing 13100/03

GROUND FLOOR / FIRST FLOOR HT. 2615 AT STAIR WELL

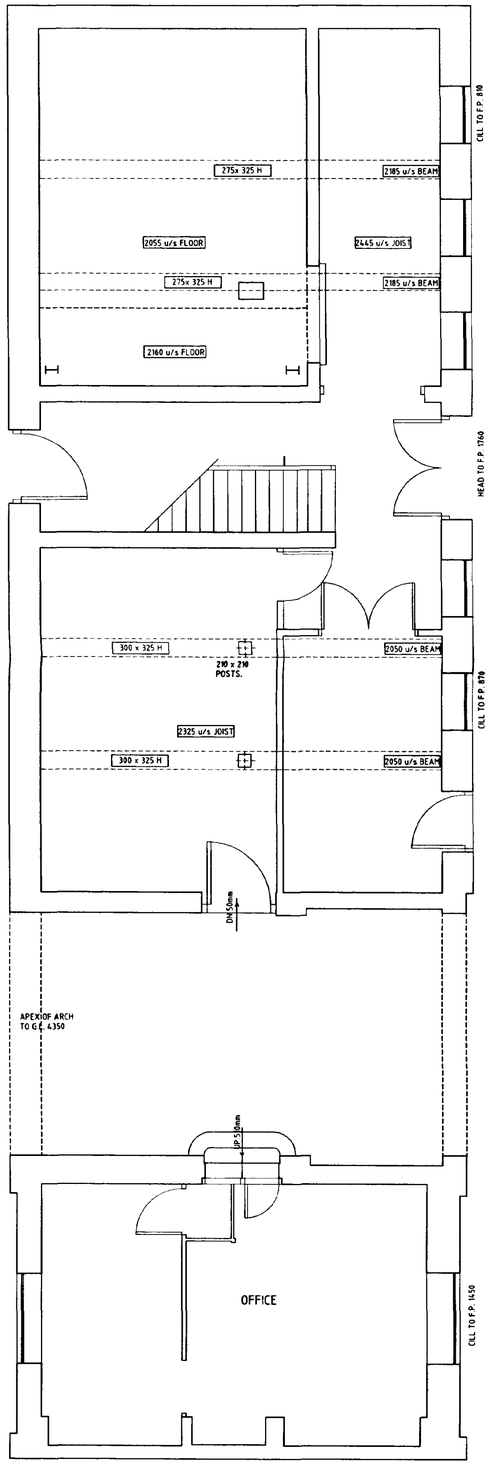

GROUND FLOOR.

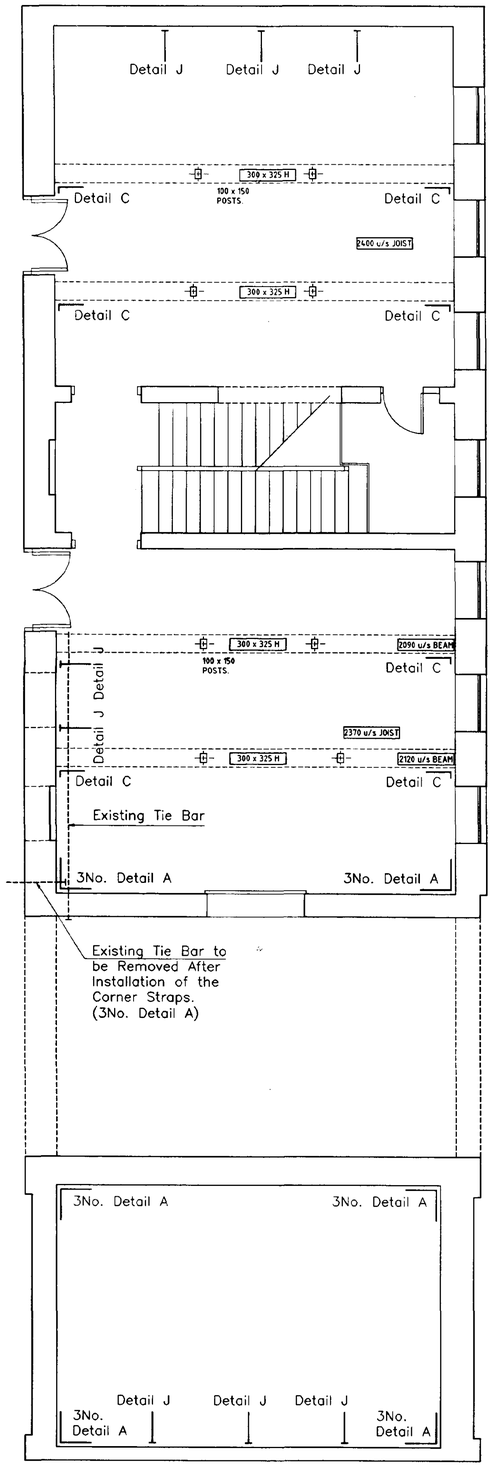

FIRST FLOOR.

FIRST FLOOR / SECOND FLOOR HT. 2625 AT STAIR WELL

SECOND FLOOR / THIRD FLOOR HT. 2535 AT STAIR WELL

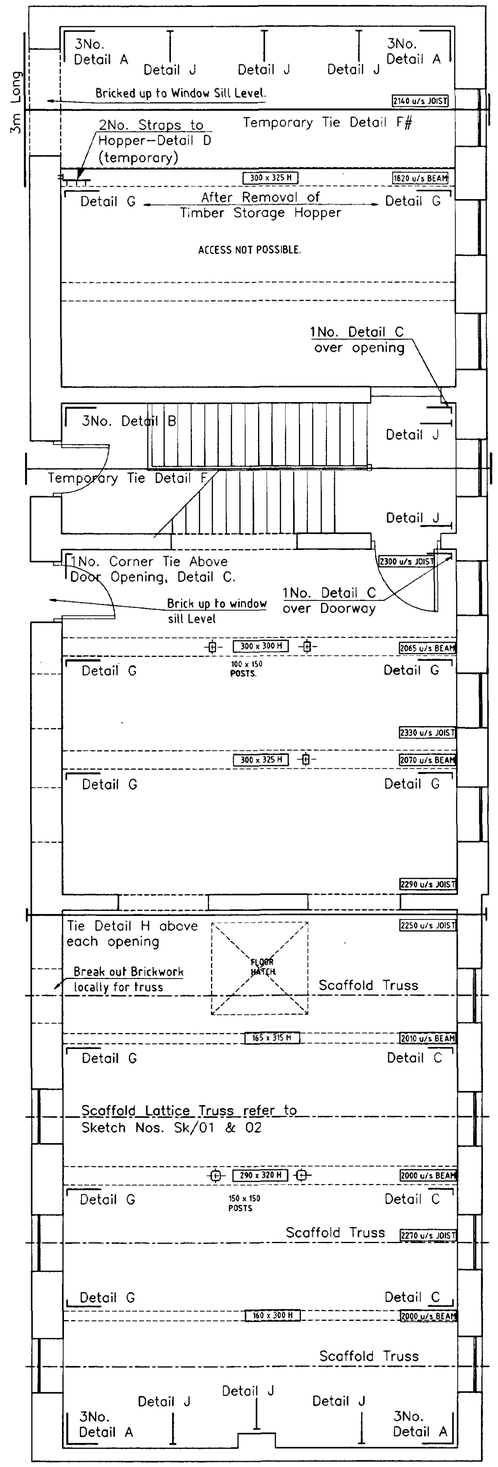

SECOND FLOOR.

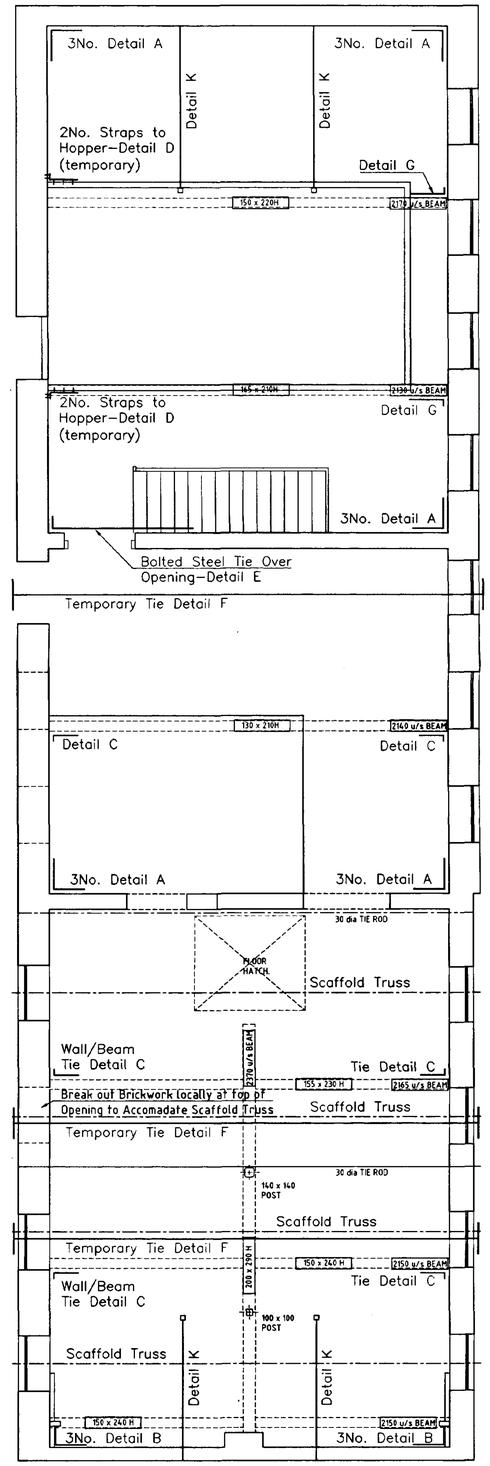

THIRD FLOOR.

INSTALLATION SEQUENCE FOR ROOF & SUPERSTRUCTURE STRENGTHENING WORKS

1. Install 6 No. temporary tie bars (Details F & H) at 2nd & 3rd floor levels.
2. Scaffold erection by sub-contractor.
3. Install steel strap over 3rd floor door opening, (Detail L5).
4. Install 11.5mm thick C-D Grade plywood overboarding to 1st, 2nd & 3rd Floors with Gauge 8 x 751g zinc plated countersunk head screws to joists at spacings not exceeding 250mm.
5. Install all wall - floor straps at 2nd & 3rd floor levels (Details A & B).
6. Install temporary straps to rear external wall and timber hopper at 2nd & 3rd floor levels, (Detail D).
7. Install gable wall props at 3rd floor level, (Detail K).
8. Strip out M & E plant / equipment by sub-contractor (CMEC).
9. Remove & dispose of Asbestos roof sheeting by sub-contractor (CMEC)
10. Take down localised portion of rear wall and re-build as shown on drawing no.d 9872 : 11/A.
11. Install new timber King post trusses (3 No.) at locations shown on calculation sheet no.d 13100/R/02.
12. Install new steel purlins and replacement / infill Jack rafters.
13. Install timber roof bracing, battens, felt, insulation and slates.

SOUTH HOLLAND DC HOUSING & PLANNING 13 APR 2000 Ref: 0431/00

REV	DATE	REMARKS

SRC SIDEBOTTOM RICHARDSON CHENG LTD
CONSULTING STRUCTURAL AND CIVIL ENGINEERS
15 HIGH STREET, SPALDING, LINCS. PE11 1TW
TEL: (01775) 712660 FAX: (01775) 712635

PROJECT
Residential Development, Oldacres Mill, High Street, Spalding, Lincs.

TITLE
Mill Building Floor Plans as Existing Showing Locations of Strap and Wall Tie Details.

SCALE	1:50	X REF	
DATE	6/4/2000		
DRAWN BY	SM	FILENAME	13100-02

DRG No. 13100/02 REV –

COPYRIGHT SRC LTD.

DETERMINED PLAN

For Detail Locations refer to Drawing 13100/02

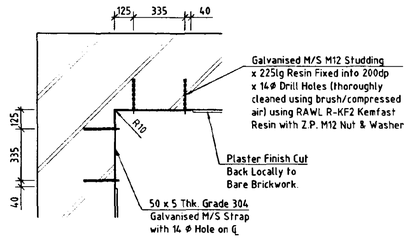

Typical Corner Strap– Detail A

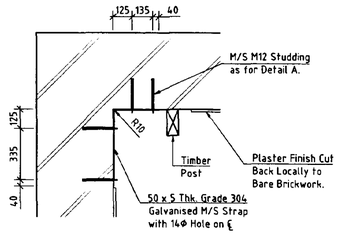

Typical Corner Strap– Detail B

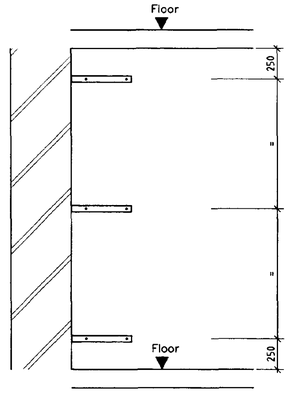

Corner Strap Locations on Walls
(For Details A & B only)

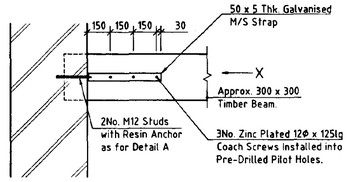

Wall–Timber Beam Tie– Detail C

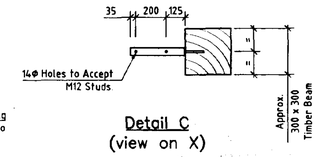

Detail C
(view on X)

Temporary Wall/Hopper Tie– Detail D

Tie Detail Over Third Floor Door Opening– Detail E

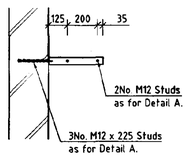

Detail E
(view on Y)

Temporary Tie– Detail F & F#

Temporary Raking Props to Gable Wall– Detail K

Wall Tie(view on soffit)– Detail G

Cross Flat Spreader Plate Detail

Tie Bar at 2nd Floor Level– Detail H

Wall–Floor Tie– Detail J

Insitu Infill at 2nd Floor

SOUTH HOLLAND DC
HOUSING & PLANNING
13 APR 2000
Ref: 0637/00

REV	DATE	REMARKS

SRC SIDEBOTTOM RICHARDSON CHENG LTD
CONSULTING STRUCTURAL AND CIVIL ENGINEERS
15 HIGH STREET, SPALDING, LINCS. PE11 1TW
TEL: (01775) 712660 FAX: (01775) 712635

PROJECT
Residential Development, Oldacres Mill, High Street, Spalding, Lincs.

TITLE
Strap and Wall Tie Details to Oldacre Mill Building.

DETERMINED PLAN

SCALE	1:50,1:25,1:20	X REFS	
DATE	7/4/2000		
DRAWN BY	SM	FILENAME	13100-03

DRG No. 13100/03 REV –

COPYRIGHT SRC LTD.



NORTH WEST ELEVATION

ROOF COVERING TO BE 'ETERNIT RIVENDALE' WITH DRESSED EDGES, OR SIMILAR FIBRE CEMENT SLATES. COLOUR BLUE / BLACK.

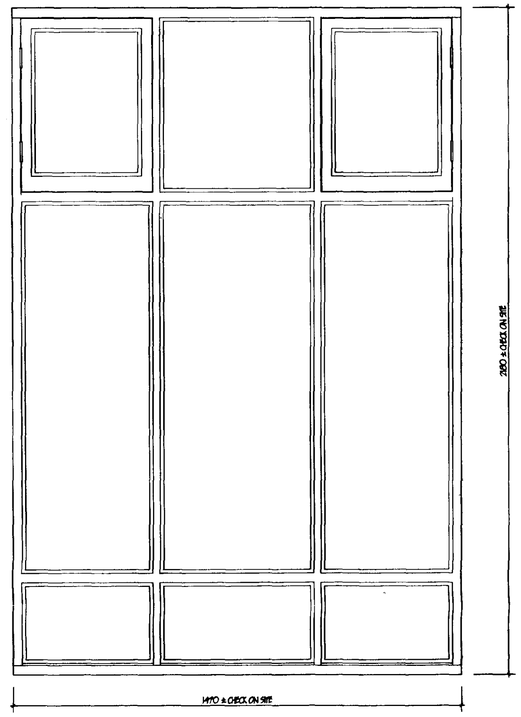

TYPICAL WINDOW DETAIL 1:10
2 No REQUIRED PAINTED TIMBER

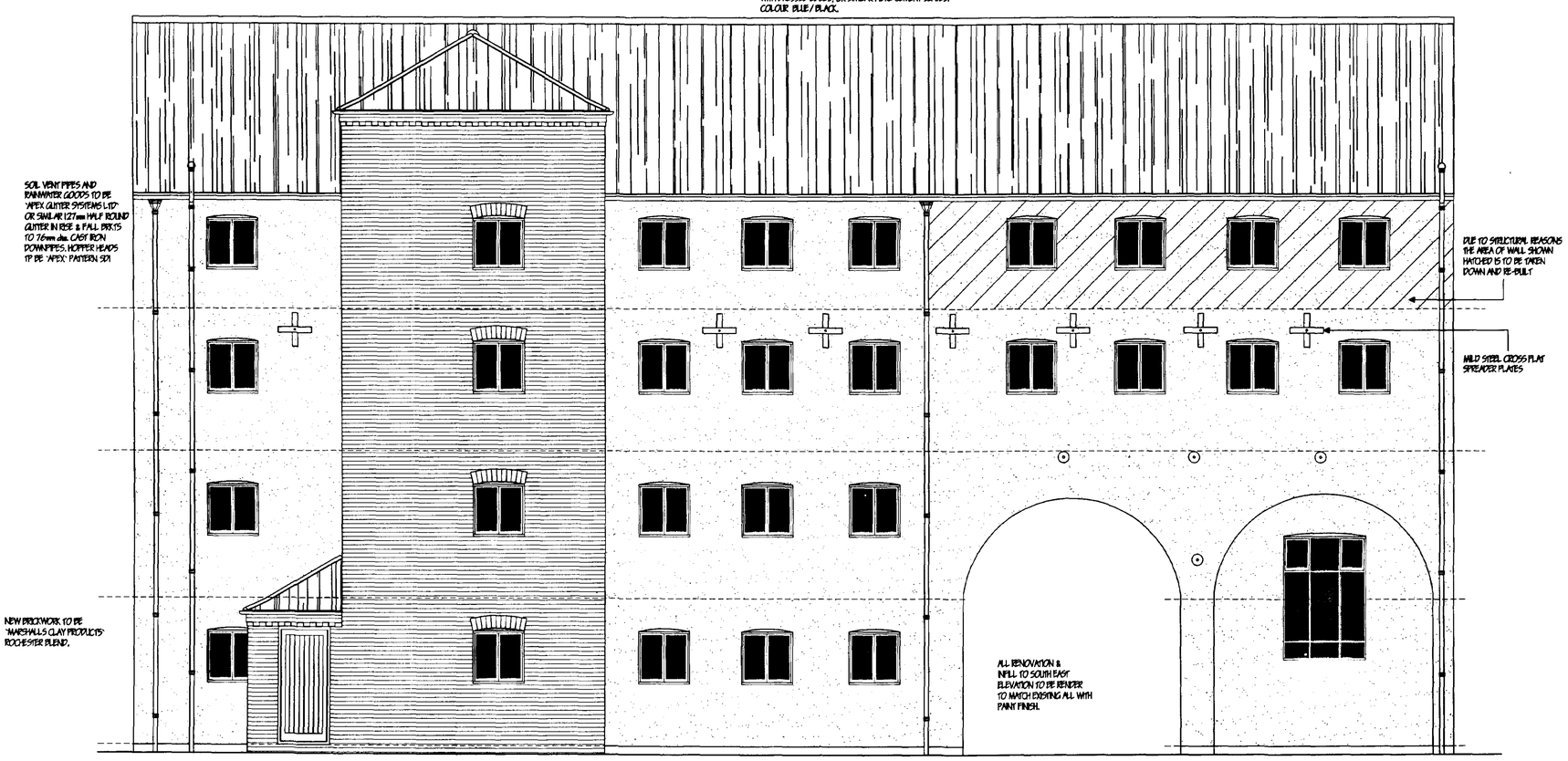

revision	date	init.	revision details.
A	10/4/00	JPW	REBUILD WALL NOTE
B	17/4/00	SM	MILD STEEL CROSS FLAT SPREADER PLATES ADDED

SC... HOU... ING
13 APR 2000
Ref: 0487/00

COOPER ARCHITECTURAL DESIGN
BRONAVON, HOCKLESGATE, FLEET, SPALDING, LINC'S PE12 8LF
Tel/Fax : 01406 423762
Mobile : 07808 125778

Client. PATTERSON HOMES LTD.

Project. RESIDENTIAL DEVELOPMENT, 'OLDACRES MILL' HIGH STREET, SPALDING, LINC'S.

Drawing. ELEVATIONS AS PROPOSED

DETERMINED PLAN

Scale 1:50	Drawing No. 9872:11 B
Date. [illegible]	Drawn. JC