

NORTH - EAST ELEVATION (EXISTING)

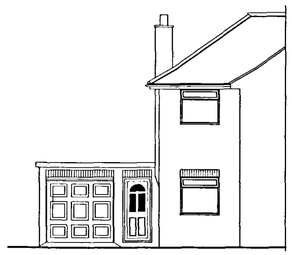

NORTH - WEST ELEVATION (EXISTING)

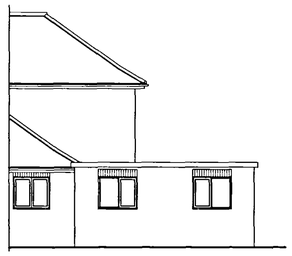

SOUTH - EAST ELEVATION (EXISTING)

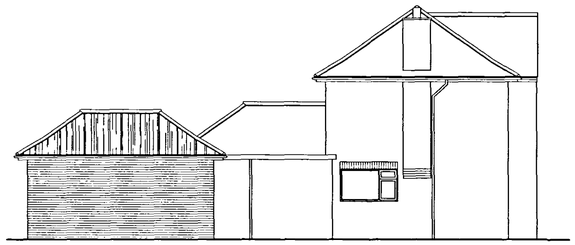

NORTH - EAST ELEVATION (PROPOSED)

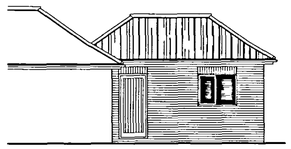

SOUTH - WEST ELEVATION (PROPOSED)

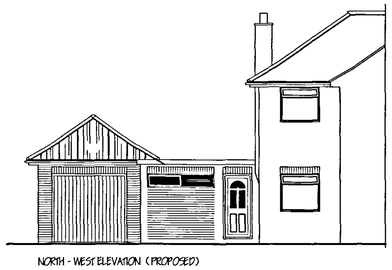

NORTH - WEST ELEVATION (PROPOSED)



SOUTH - EAST ELEVATION (PROPOSED)

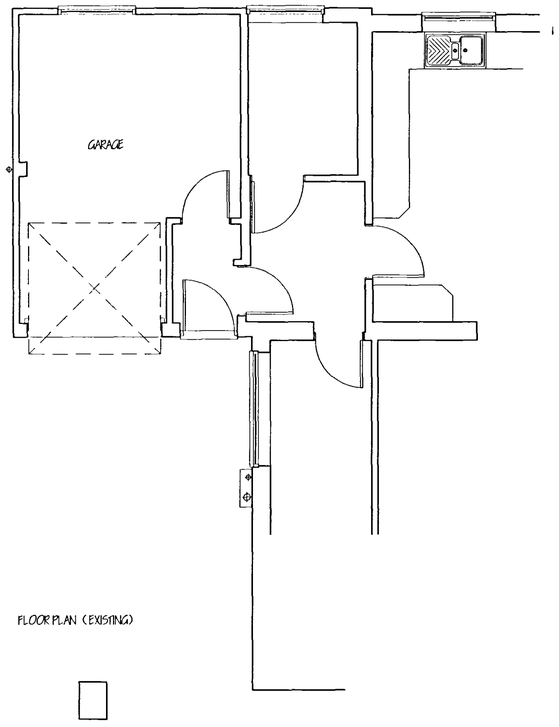

FLOOR PLAN (EXISTING)

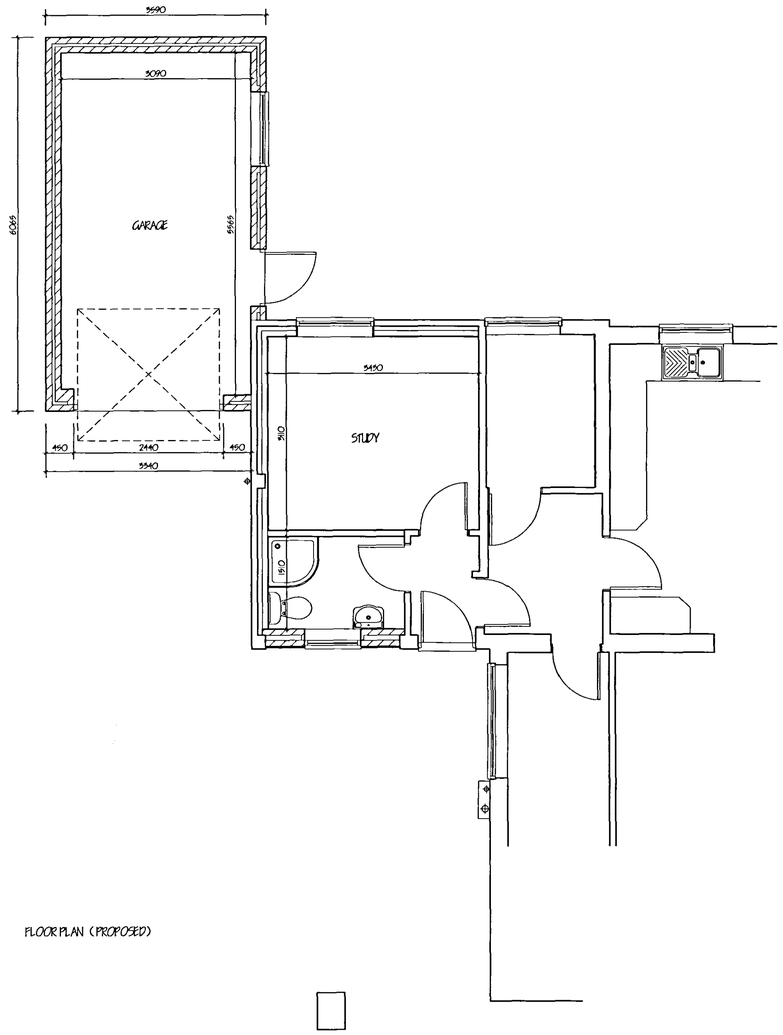

FLOOR PLAN (PROPOSED)

LIMITATIONS.
This drawing is limited in the amount of information contained and does not purport to contain a full specification of the works. It is solely for the purpose of obtaining Planning/ Building Regulation approval.
The drawing must not be used as a contract document alone.
All dimensions shall be taken from site from actual work. Under no circumstances shall measurements be scaled from this drawing for construction or ordering purposes.
All given dimensions shall be checked by the Builder / Contractor and will be his responsibility from commencement of site works.
The works will not be supervised or inspected on site by C.A.D. or any representative thereof. It is the client or their appointed agents responsibility to control workmanship, substitution of materials, adherence to specification, variations to contract etc.

COPYRIGHT RESERVED.
Copies of this drawing must be made only with the written permission of Cooper Architectural Design.

STANDARDS.
All materials to be new unless otherwise stated and all components and materials etc. to be used fitted and installed etc. in strict accordance with manufacturers instruction and relevant Code of Practice.
Materials shall conform to appropriate British Standard Specification or BBA Certificate or European Code equivalent.

HEALTH & SAFETY.
The Employer / Client shall ensure that the selected contractor is conversant with and adopts all measures necessary to achieve compliance with Health & Safety legislation for Building Sites and Work Places.
The Employer / Client is advised that should the works need to comply with the Construction Design and Management Regulations an independant Planning Supervisor will be required.

SCOPE OF THE WORKS.
The works shall comprise of all that is shown on the drawing and details. Work that may not be specifically shown but may be reasonably inferred as necessary to carry out the works shall be deemed to be included.

Planning & Development
24 APR 2006
Ref: 0559/06

revision	date	init.	revision details.

COOPER ARCHITECTURAL DESIGN
VINE HOUSE 2 VINE STREET
SPALDING, LINC'S PE111 1AN
Tel/Fax : 01775 723233
Mobile : 07808 125 778
E-Mail : c.a.d@btconnect.com

Client. [illegible] & MRS [illegible] FLECHER

Project.
PROPOSED GARAGE & INTERNAL ALTERATIONS
[illegible] CLE HALL DRIVE
[illegible]
LINC'S.

SUPERSEDED

Drawing.

Scale 1:50 1:100	Drawing No. 0535-01
Date. APR. '06	Drawn. J.C.