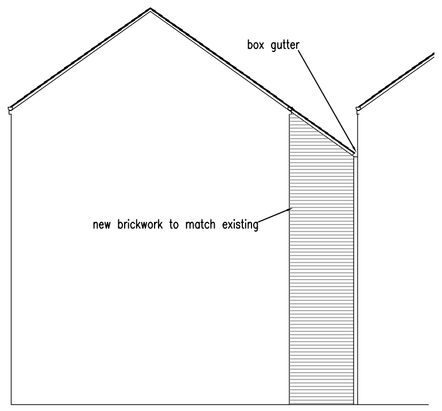
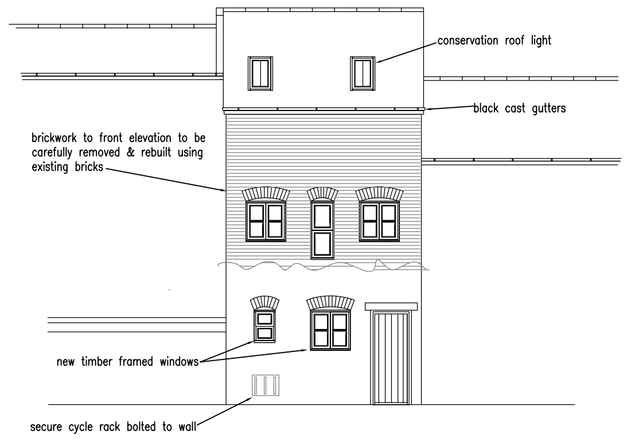
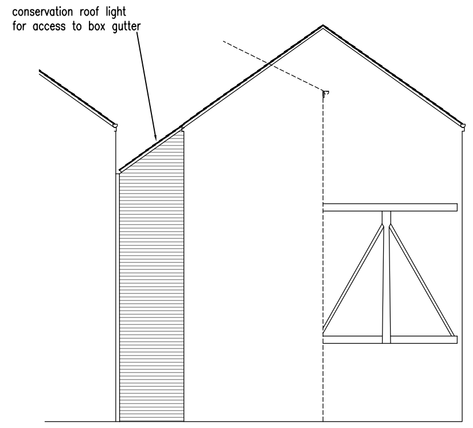


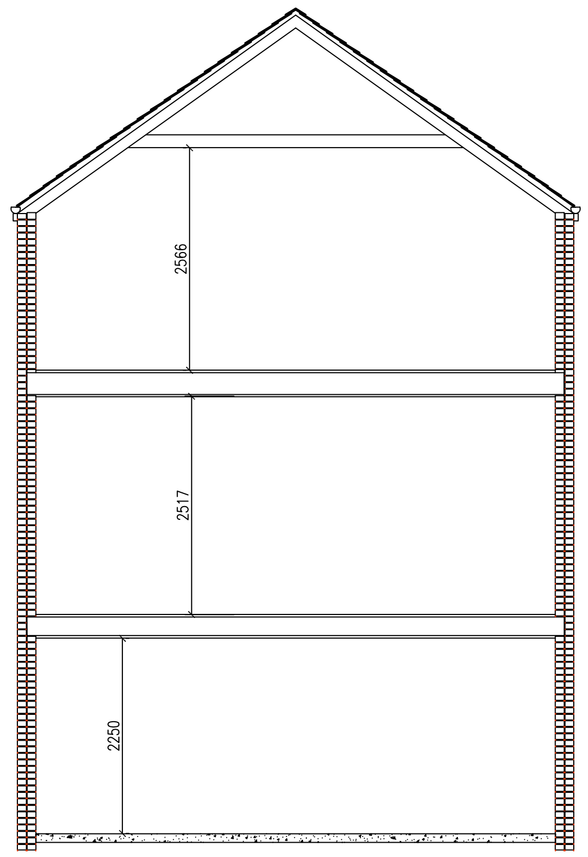
PROPOSED SIDE ELEVATION



PROPOSED FRONT ELEVATION



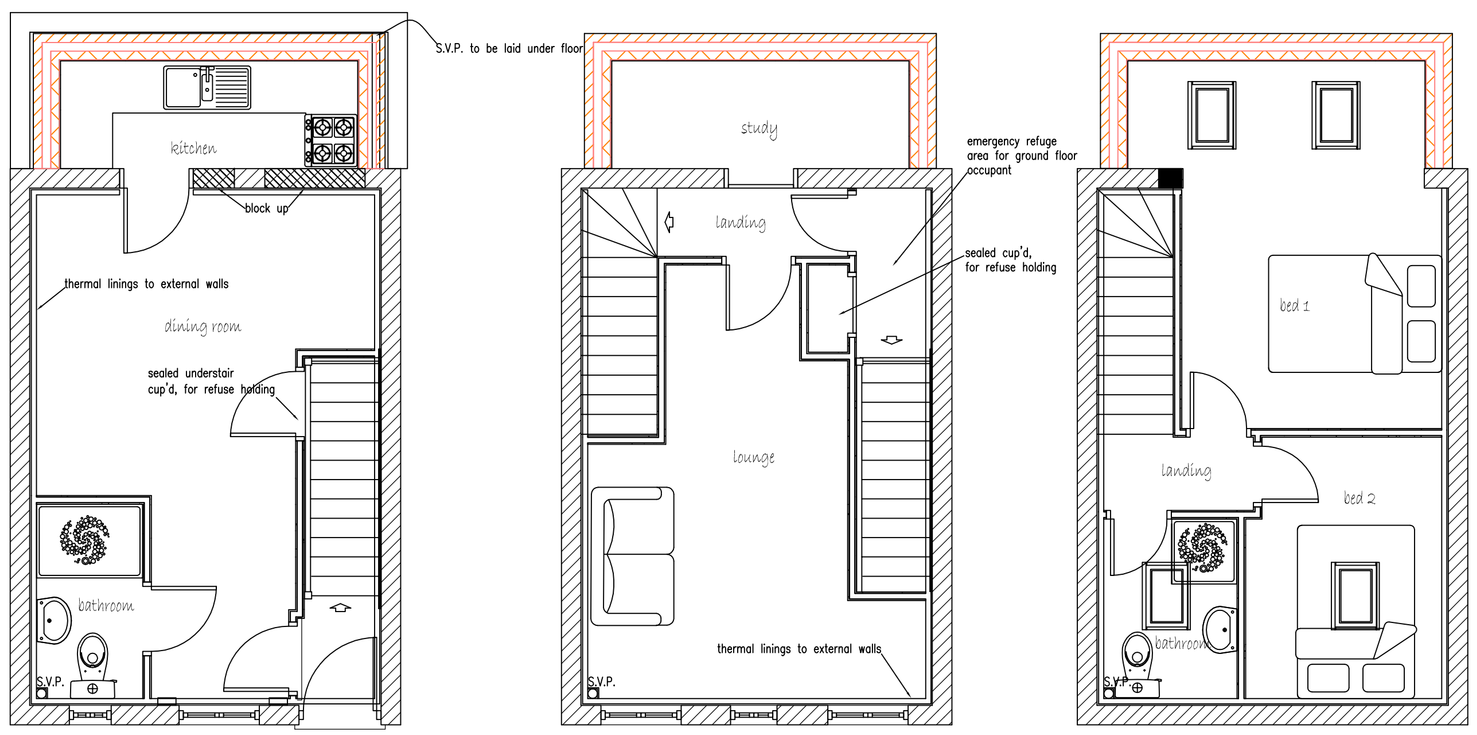
PROPOSED SIDE ELEVATION



PROPOSED SECTION



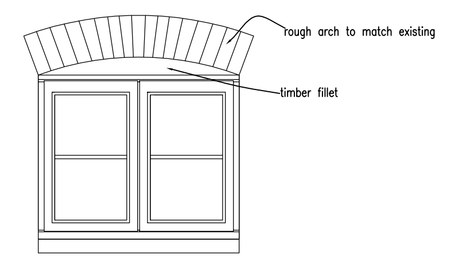
BLOCK PLAN 1:500



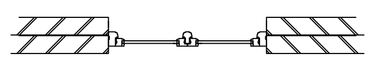
PROPOSED GROUND FLOOR PLAN

PROPOSED FIRST FLOOR PLAN

PROPOSED SECOND FLOOR PLAN



ELEVATIONAL VIEW OF PROPOSED WINDOW –FLUSH CASEMENT



PLAN VIEW OF PROPOSED WINDOW –FLUSH CASEMENT



SECTION DETAIL–PROPOSED WINDOW STYLE

Ref:A	Revised Application	June 14
Ref:	Revision:	Date:

WESTON DESIGN Ltd.
2 Austendyke Road
Weston Hills
Spalding
Lines. PE12 6BX
Tel : 01775 724171
Fax : 01775 720445
Mobile : 0784 1718457
enquiries@wenmanbuildingdesign.co.uk

Project:
C.O.U. OF FORMER BAKE HOUSE TO A DWELLING HOUSE

Client: MR & MRS RAWLINGS

DRAWING:
PROPOSED FLOOR PLANS
PROPOSED ELEVATIONS
BLOCK PLAN

DRAWING N°:	DATE:
WES/1625/14/01A	JANUARY 2014
DRAWN BY: RW	SCALE: 1:50 1:100 1:500

COPIES OF THESE DRWGS. MUST NOT BE TAKEN, TRACED OR ALTERED FOR ANY PURPOSE OTHER THAN THAT FOR WHICH THEY ARE ISSUED WITHOUT WRITTEN PERMISSION OF WENMAN BUILDING DESIGN. THESE SERVICES ARE PRODUCED ONLY FOR THE PURPOSE OF OBTAINING PLANNING OR BUILDING REGULATIONS APPROVAL AND DO NOT CONTAIN A FULL SPECIFICATION FOR THE PROPOSED WORKS AND MUST NOT BE USED AS A CONTRACT DOCUMENT ALONE.
THE PROPOSED WORK WILL NOT BE SUPERVISED/INSPECTED BY WENMAN BUILDING DESIGN (unless agreed otherwise in writing by the client), THEREFORE IT IS THE CLIENT OR THEIR APPOINTED BUILDER/CONTRACTOR'S RESPONSIBILITY TO CONTROL WORKMANSHIP/MATERIALS & SPECIFICATION AND ANY VARIATIONS TO THE CONTRACT. IT IS NEITHER PRACTICAL OR REASONABLE TO SHOW ALL RELEVANT MATTERS ON THE DRAWINGS, THE FACT THAT MATTERS ARE NOT MENTIONED DOES NOT ALLEVIATE THE BUILDER/CONTRACTOR FROM RESPONSIBILITY OF NON-COMPLIANCE IN CARRYING OUT THE WORK. ALL WORKS AND MATERIALS TO BE FITTED AND INSTALLED TO THE MANUFACTURERS RESTRICTIONS AND COMPLY WITH THE RELEVANT BRITISH STANDARDS, BUILDING REGULATIONS AND CURRENT CODE OF PRACTICE. WENMAN BUILDING DESIGN ACCEPTS NO RESPONSIBILITY FOR ERRORS OR OMISSIONS ON THESE DRAWINGS. DRAWINGS ARE NOT TO BE SCALED FOR CONSTRUCTION/ORDERING PURPOSES. ALL DIMENSIONS FOR SETTING OUT OF THE WORKS AS SHOWN ON THE DRAWING TO BE CHECKED BY THE BUILDER/CONTRACTOR PRIOR TO THE COMMENCEMENT OF WORK AND ANY DISCREPANCIES REPORTED IMMEDIATELY. WHERE APPLICABLE, DIMENSIONS SHOWN ARE EITHER THE OUTSIDE/INSIDE OF bwk OR blockwork AND NOT FINISHED PLASTER. IT IS RECOMMENDED THAT A SITE SOIL SURVEY IS UNDERTAKEN PRIOR TO COMMENCEMENT OF WORKS. THE ACTUAL POSITIONING OF EXISTING SERVICES PIPES, ELECTRICAL CABLES etc. ARE NOT GENERALLY SHOWN. THE ACTUAL POSITIONING OF APPARATUS MUST BE ESTABLISHED BY THE BUILDER/CONTRACTOR PRIOR TO COMMENCEMENT OF WORK AND REPOSITIONED TO SUIT THE INDIVIDUAL SERVICE SUPPLIERS INSTALLATION RECOMMENDATIONS.

HEALTH & SAFETY
The client is to ensure that the appointed contractor is familiar with and complies with Health & Safety for Building Sites and Work Places.