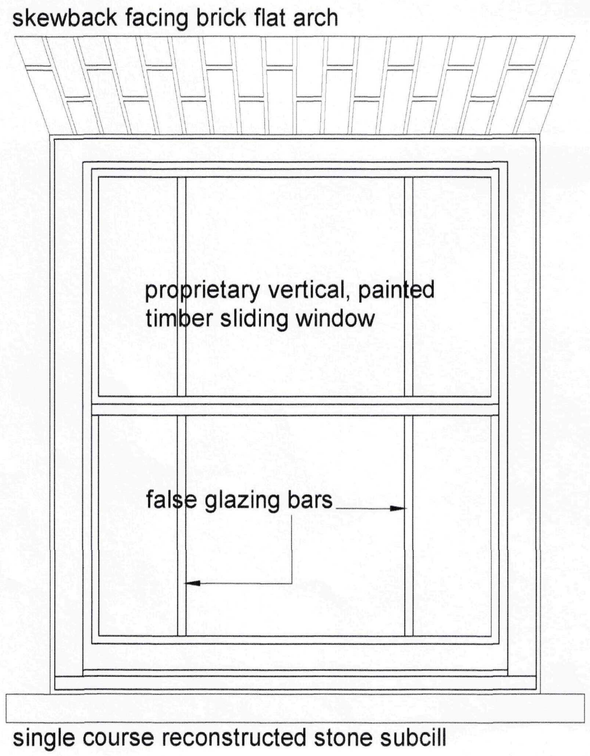

WINDOW ELEVATION - 1:10

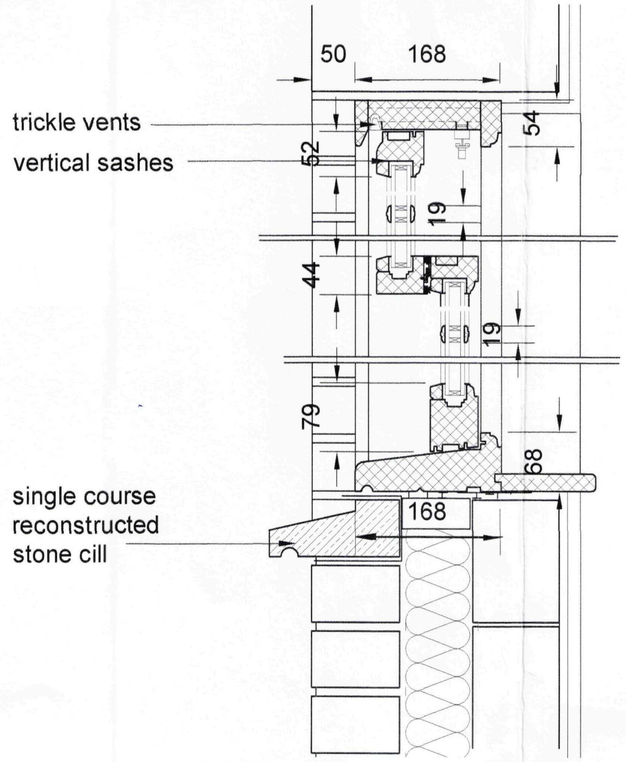

VERTICAL SECTION THROUGH WINDOW - 1:5

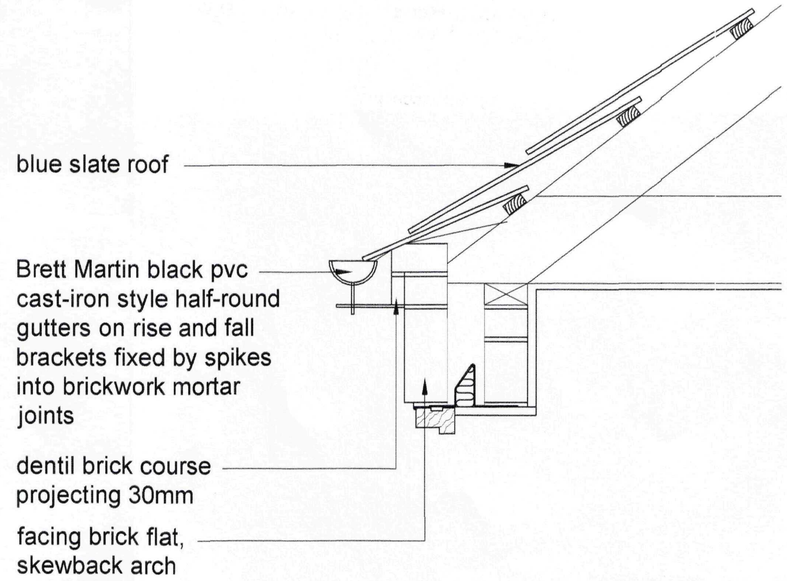

EAVES SECTION 1:10



HORIZONTAL SECTION THROUGH WINDOW - 1:5

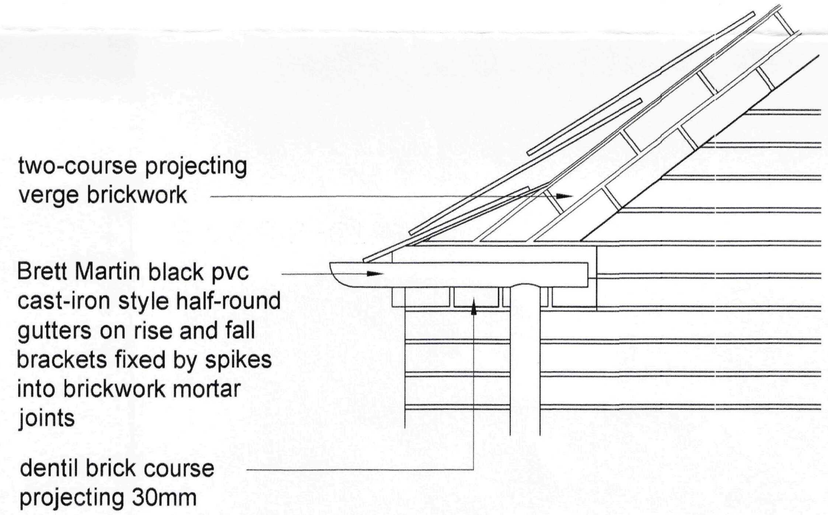

VERGE DETAIL 1:10

SHDC
Planning & Development
17 AUG 2009
Ref: 0628-09

Title:
PROPOSED.REPLACEMENT.DWELLING.AT SOUTH.DROVE,SPALDING.COMMON.FOR MR.AND.MRS.S.HOLMES

Drawing Number: 08/226/PA/014

Rev:

Drawing:
CONDITION.COMPLIANCE.DRAWING

Do not measure from this drawing. All discrepancies should be reported to the architects.
This drawing should be read in conjunction with the specification and standard details.
All intellectual property rights are the copy right of Trevor A Clay RIBA. Ltd ©

Revision:

Scales:	Sheet Size:	Date:	Drawn:
1:5---1:10	A2	01.08.09	TAC

14 Old Fendike Road
Weston Hills
SPALDING
Lincolnshire PE12 6DD

Tel/Fax 01406 380027
Mobile 07778 597975

TREVOR A CLAY RIBA LTD
CHARTERED ARCHITECTS