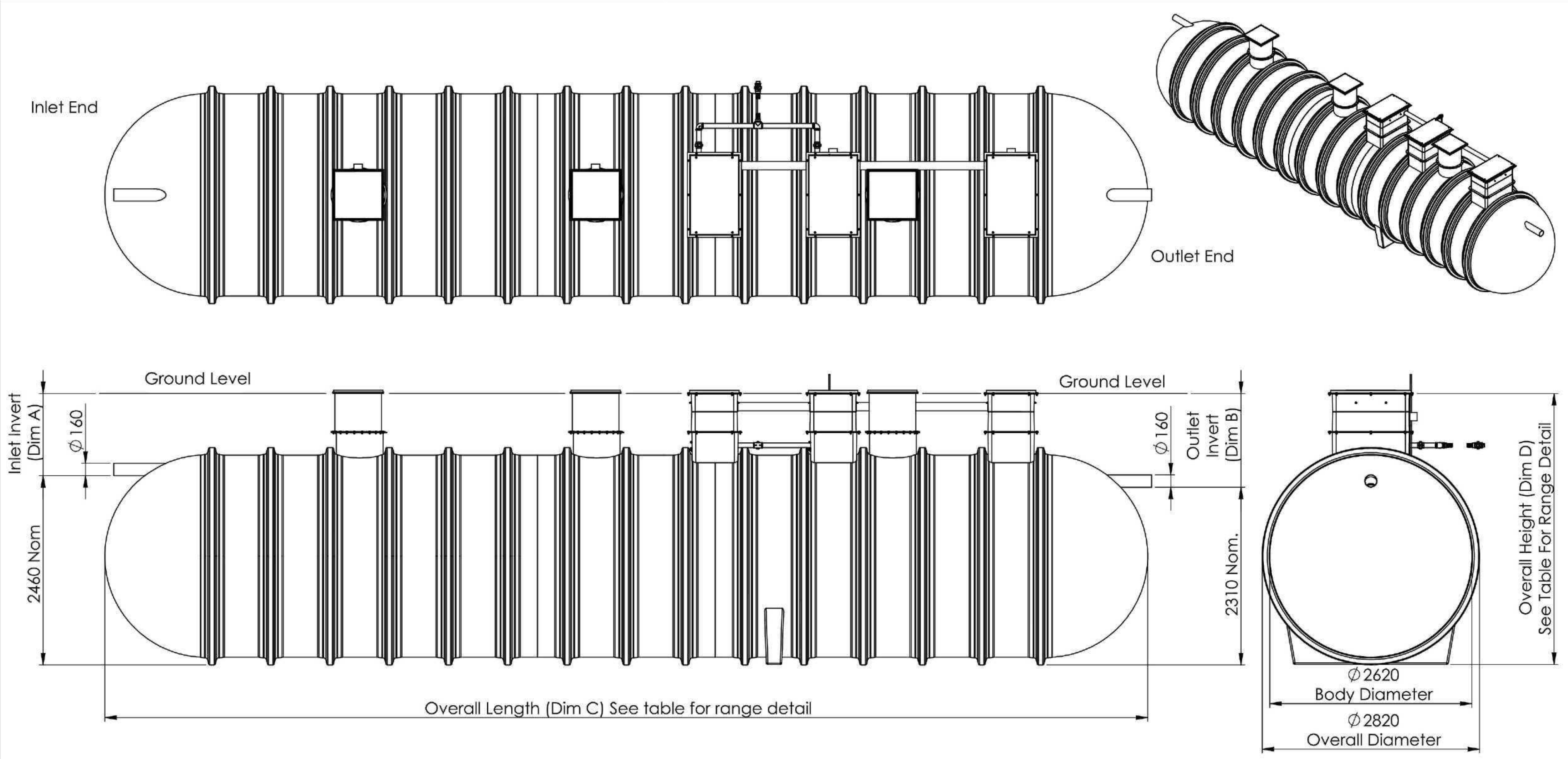

Biotec+ Ø2.6 Tank Range		
Inlet Invert (Dim A)	Outlet Invert (Dim B)	Overall Height (Dim D)
0560	0710	3020
1060	1210	3520
1560	1710	4020
2060	2210	4520

	Biotec+ Ø2.6 Tank Range						
	Nominal Unit Volume (Litres)						
	34000	38000	42000	47000	55000	67000	80000
No. Of Turrets	5	5	5	5	6	6	6
Inlet & Outlet Diameter	160	160	160	160	160	160	160
Unit Length (Dim C)	7376	8150	8917	9684	11222	13528	15833
Unit Weight (approx)	3000Kg	3200Kg	3400Kg	3800Kg	4200Kg	4700Kg	5400Kg

Notes

- Deeper invert levels are made using additional or longer neck extensions.
- It is important to read and understand the installation and operation guidelines before attempting to install this unit.
- Each unit is supplied with 7 off pedestrian duty manhole covers and frames to suit.
- Vent pipe connections are supplied, but vent runs and stack are by others.

Please Check with Environmental Treatment Systems Limited For The Latest Issue Of This Drawing

Issue	Date	Drawn by	Approved by	Description
03	20/04/09	M.H.		Tank Modification
04	10/02/10	M.H.		CC792

Material : Various
Finish :
Weight : 3340.15 Kg
Modelled By : Name
Tolerance (unless stated) :
Thickness : n/a
Surface Area : m²

All Dimensions In mm — Scale: Do Not Scale — Third Angle Projection

Environmental Treatment Systems Limited reserve the right to alter the details of this drawing without prior notice. This drawing is copyright and may not be reproduced or used without the written permission of Environmental Treatment Systems Limited

Drawing : DS0952P Page 1 of 1

Biotec+ Treatment Plant - Ø2.6 Case Diameter

Kingspan.

Y:\Drawing Data\02 - Sales Drawings\DS\DS - 09\DS0952P

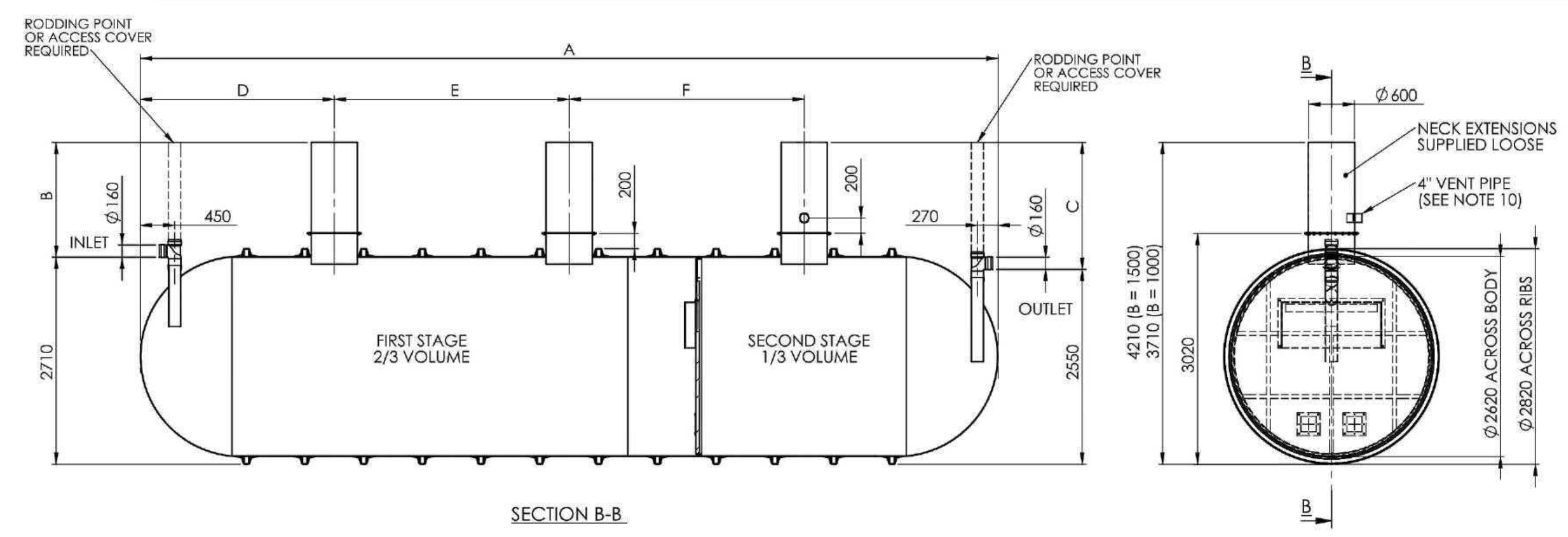

Nominal Volume (Litres)	Nominal Volume (Gallons)	Weight (Kg)	Overall Length A	Inlet Invert B = 1.5 Metres	Inlet Invert B = 1.0 Metres	Outlet Invert C	Dimension to first neck D	Dimension between necks E	Dimension between necks F
54,000	11,880	2,371	11,222	1,500	1,000	B + 160	2,538	3,073	3,075
59,000	12,068	2,460	11,991	1,500	1,000	B + 160	2,538	3,073	3,842
63,000	13,860	2,700	12,760	1,500	1,000	B + 160	2,538	3,073	4,611
71,000	15,620	3,141	14,295	1,500	1,000	B + 160	2,538	4,610	4,610
79,000	17,380	3,620	15,833	1,500	1,000	B + 160	2,538	5,379	5,379

NOTES:-

1. SEPTIC TANKS MUST DISCHARGE INTO A DRAINAGE FIELD.
2. THE TANK IS FITTED WITH 160mm INLET AND OUTLET SOCKETS. PIPE ADAPTORS CAN BE PROVIDED FOR AN ALTERNATIVE PIPE SIZE OF 110mm. THESE ARE FITTED EXTERNALLY TO THE TANK.
3. THIS DRAWING IS PROVIDED TO SUPPLY DIMENSIONAL INFORMATION ONLY. THE UNIT MUST BE INSTALLED WITH A CONCRETE SURROUND. PLEASE SEE THE DETAILED INSTALLATION PROCEDURE, SUPPLIED WITH EACH UNIT.
4. THE UNIT IS SUPPLIED WITH LOOSE, BOLT ON TANK SHAFTS TO SUIT EITHER A 1 OR 1.5 METER INVERT (SPECIFY WITH ORDER). THEY MUST BE FITTED ON SITE AS PART OF THE INSTALLATION AND CAN BE TRIMMED TO SUIT EXACT SIZE OF INVERT.
5. UNITS SHOULD NOT BE INSTALLED DEEPER THAN NECESSARY, NOR DEEPER THAN THE INVERT SPECIFIED FOR THE UNIT SUPPLIED. GROUND IS SELDOM SUITABLE AT GREAT DEPTH FOR INFILTRATION.
6. PEDESTRIAN DUTY COVER AND FRAMES, TO FIT 600mm DIAMETER NECKS, ARE AVAILABLE FOR PURCHASE.
7. THE WEIGHTS GIVEN ARE FOR HANDLING PURPOSES ONLY AND EXCLUDE BOLT ON SHAFTS.
8. THE INLET AND OUTLET PIPE SHOULD BE EXTENDED TO GROUND LEVEL. DIAMETER 450mm ACCESS COVERS ARE AVAILABLE FOR PURCHASE, TO ALLOW FOR RODDING ACCESS.
9. TANKS OF 54,000 LITRES OR LARGER, REQUIRE THREE NECKS TO AID DESLUDGING.
10. THE TANK MUST BE FITTED WITH A VENT, PREFERABLY IN THE LAST ACCESS SHAFT TO ENABLE LOCALISED, HIGH LEVEL VENTING.
11. THIS UNIT CAN BE USED AS A SEPTIC TANK, PRIMARY SETTLEMENT TANK OR FINAL SETTLEMENT TANK.

Material : Various
Finish :
Tolerance (unless stated) :
Thickness : n/a
Surface Area :

All dimensions in mm — Scale: Not to scale

Kingspan Environmental reserve the right to alter the details of this drawing without prior notice. This drawing is copyright and may not be reproduced or used without the written permission of Kingspan Environmental

Drawing : DS0962P - Ø2.6 ST Page 2 of 2

TRIPLE NECK SETTLEMENT TANK

Kingspan. Environmental

Notes:

- Unit to be acoustically lined with 25mm Adhesive Acoustic Foam.
- Material: Mild Steel.
- Finish: Powdercoated (as per standard Kiosk RAL colour).
- Louvres for ventilation as indicated.

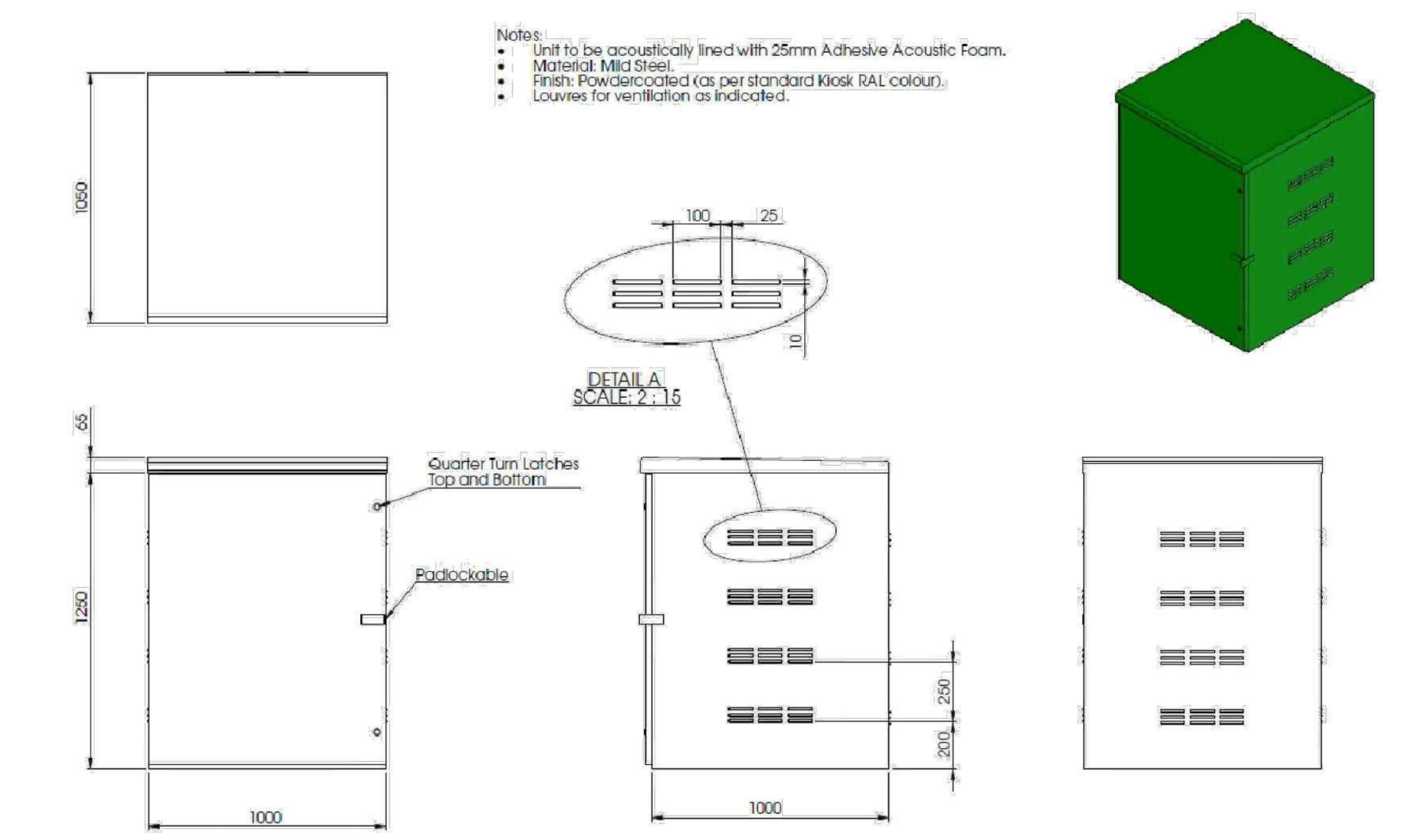

Please Check with Environmental Treatment Systems Limited For The Latest Issue Of This Drawing

Issue	Date	Drawn by	Approved by	Description
01	21.05.09	P.T.C		Initial Issue

Material : Various
Finish : n/a
Weight : 1976873
Modelled By :
Tolerance (unless stated) : n/a
Thickness : n/a
Surface Area : n/a m²

All Dimensions In mm — Scale: Do Not Scale — Third Angle Projection

Environmental Treatment Systems Limited reserve the right to alter the details of this drawing without prior notice. This drawing is copyright and may not be reproduced or used without the written permission of Environmental Treatment Systems Limited

Drawing : KIODN Page 1 of 1

1.0m x 1.0m x 1.25m Acoustic Enclosure

Environmental Treatment Systems Limited

R:\Drawing Data\01 - Products\Kiosk Range\KIODN

Notes

- Inlet and Outlet pipes are Ø160mm.
- Concrete Backfill required (see installation guidelines).
- All connection work is required to be carried out prior to fixing the covers and extension necks.
- Excavation to be of sufficient length and width of concrete surround.
- Depth must also accommodate surface concrete slab.
- See installation guidelines for detail.

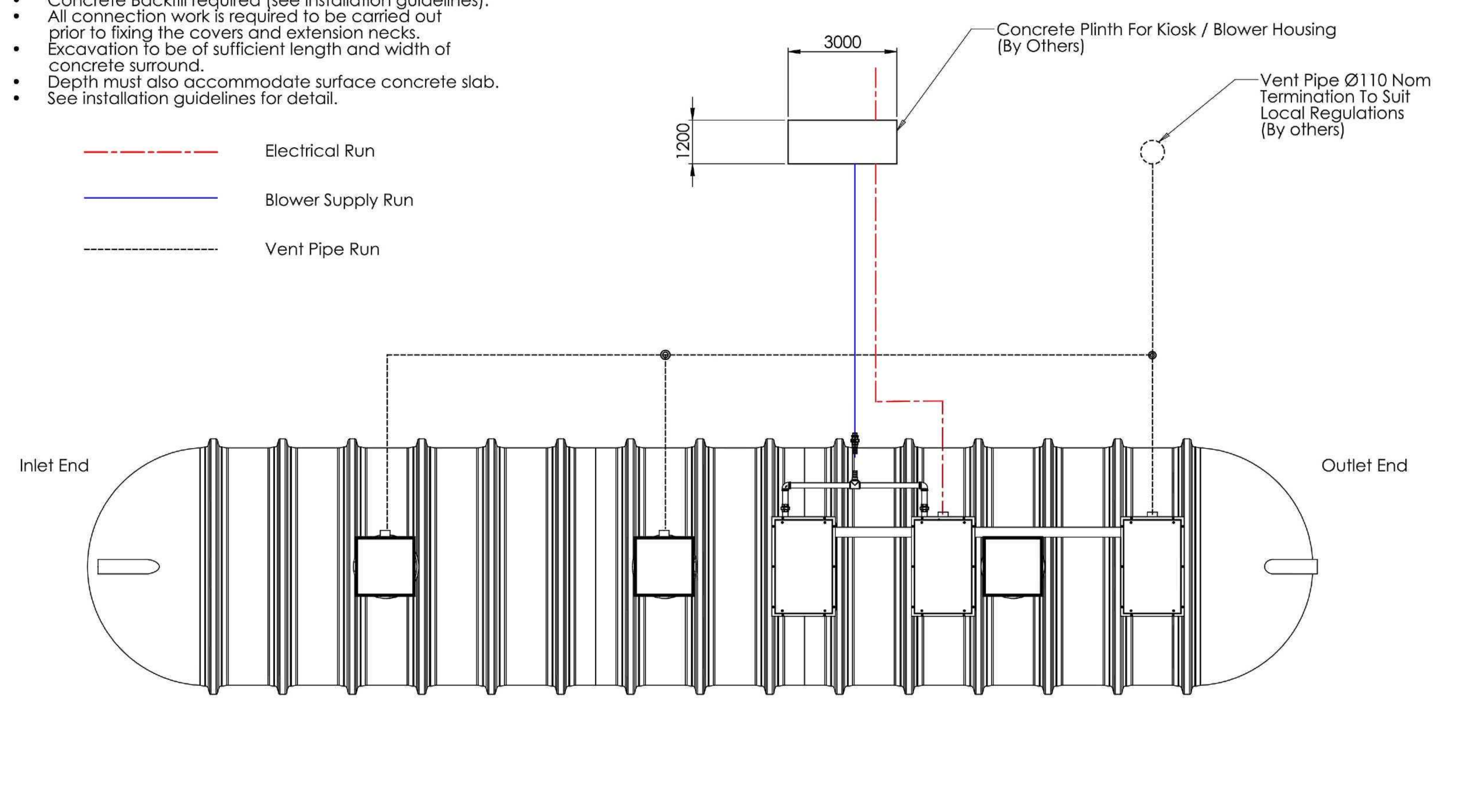

Please check with Kingspan Environmental that this drawing is the latest issue

Issue	Date	Drawn by	Approved by	Description
03	20/04/09	M.H.		Tank Modification
04	10/02/10	M.H.		CC792

Material : Various
Finish :
Weight : 3340.15 Kg Kgs
Tolerance :
Thickness : n/a
Surface Area :

All dimensions in mm — Scale: Not to scale

Kingspan Environmental reserve the right to alter the details of this drawing without prior notice. This drawing is copyright and may not be reproduced or used without the written permission of Kingspan Environmental.

Drawing : DS0953P Page 1 of 1

Biotec+ Plant Vent & Blower Pipe General Layout

Kingspan.

Y:\Drawing Data\02 - Sales Drawings\DS\DS - 09\DS0953P

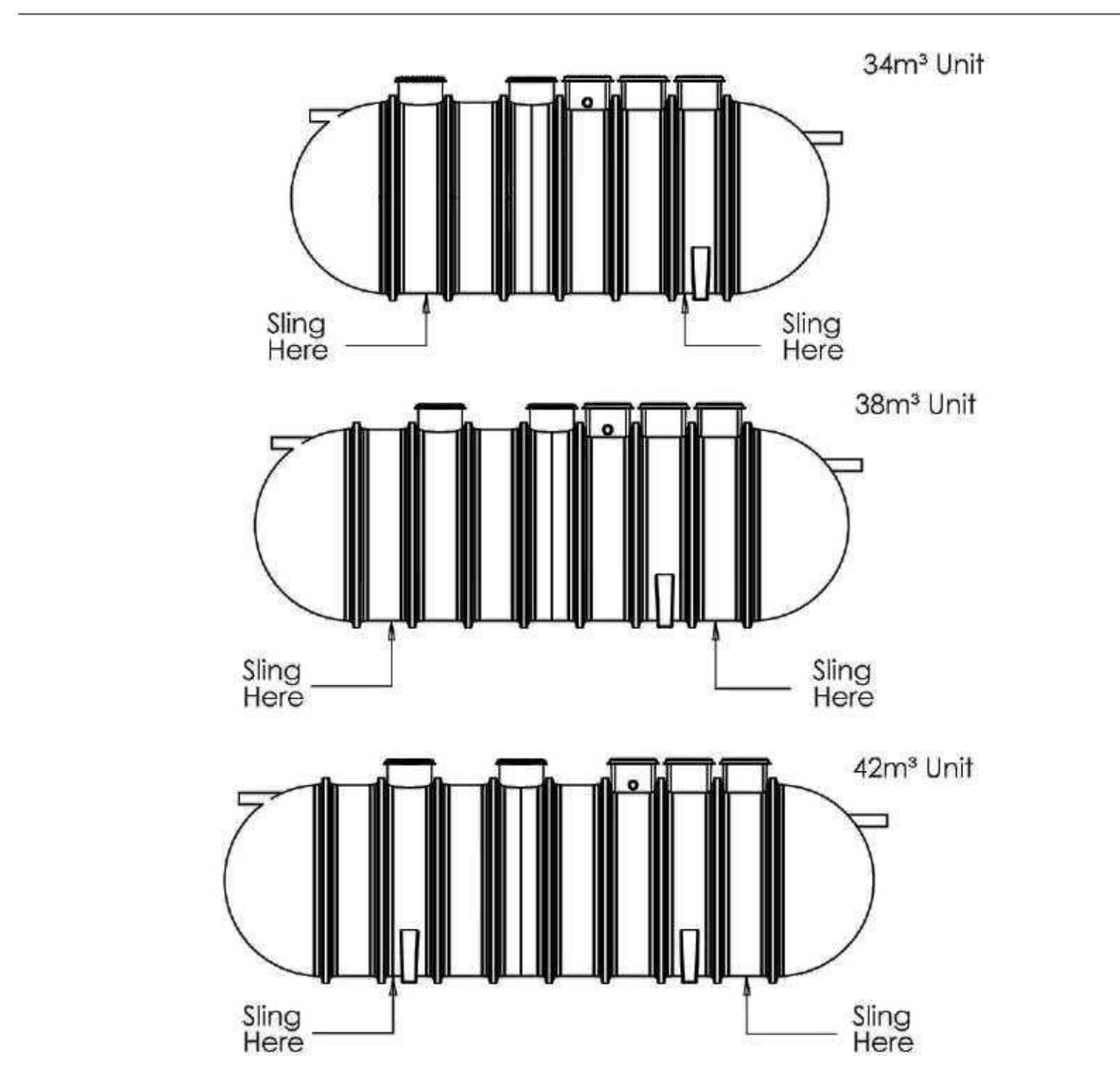

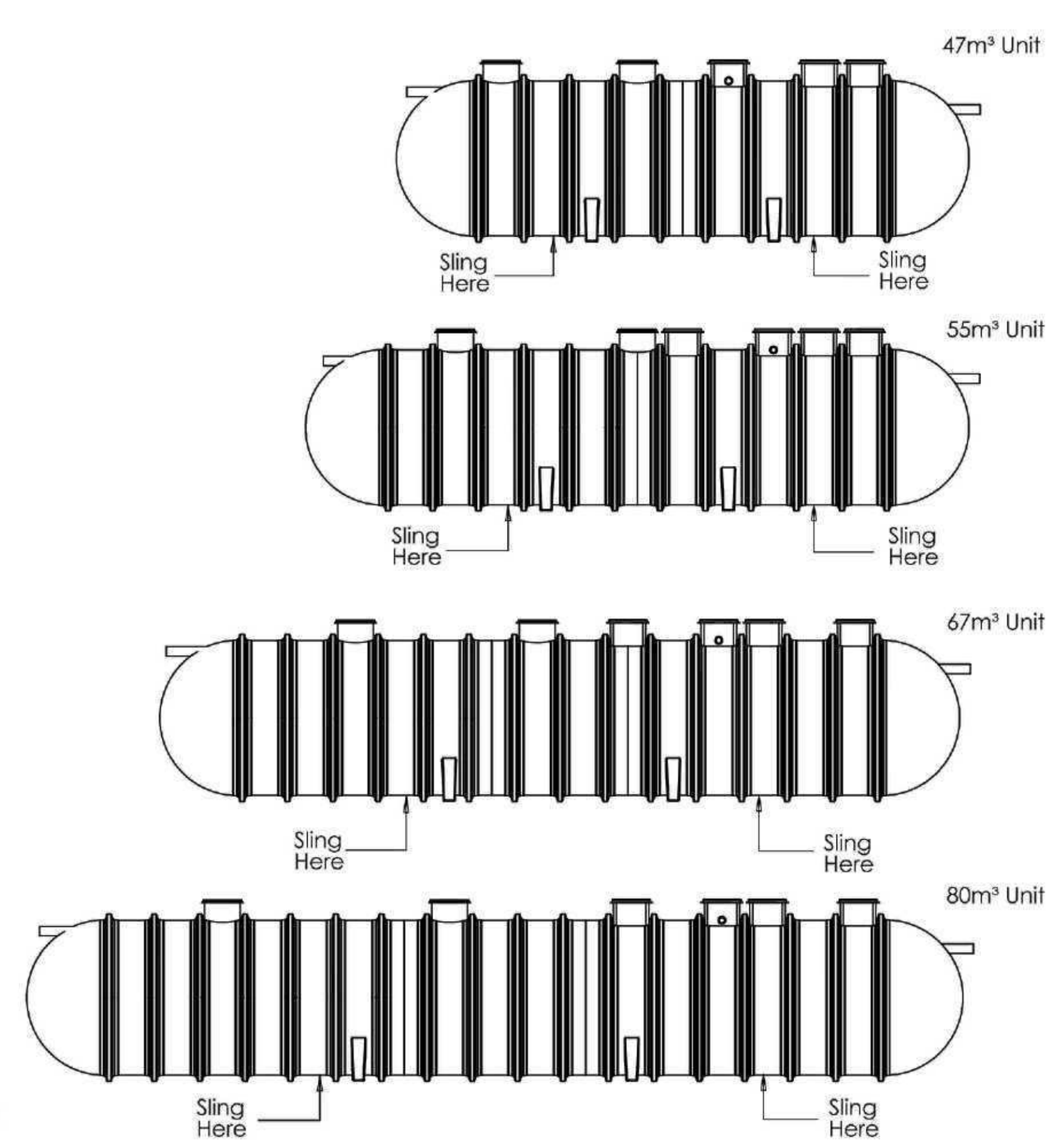

Guidlines for Slinging and Lifting

- The design requirements of our products will frequently mean that the centre of gravity of the unit is "offset". Care must therefore be taken to ensure that the unit is stable when lifting. If the covers have been removed, rainwater may collect inside units, adding weight and increasing instability. Check units befre lifting and pump out any excess water.
- Lifting and instalation should be carried out prior to the assembly of any additional extension turret sections.
- When fitting the unit, use webbing slings of a suitable specification. DO NOT USE CHAINS. Lifting equipment should be selected by taking in to account the unit weight, length and the distance of lift required on site.
- A suitable spreader bar should be used to ensure that units are stable and that the loads are evenly distributed during lifting. When lifting units a spreader bar should be used where the slings would otherwisebe at an angle >30 degrees to the vertical.
- Whenever units are stored or moved on site, ensure that the storage location is free of rock, debris and any sharp objects, which may damage the unit. The units must be placed on ground which is flat and level to evenly support the base of the unit.
- See above for general lifting arrangement.

Please check with Kingspan Environmental that this drawing is the latest issue

Issue	Date	Drawn by	Approved by	Description
03	27/04/09	M.H.		TANK MODIFICATION

Material :
Finish :
Weight : 1926.09 Kgs Kgs
Tolerance :
Thickness :
Surface Area :

All dimensions in mm — Scale: Not to scale

Kingspan Environmental reserve the right to alter the details of this drawing without prior notice. This drawing is copyright and may not be reproduced or used without the written permission of Kingspan Environmental.

Drawing : DS0954P Page 1 of

MEQ Assembly - Slinging Points

Kingspan. Environmental

R:\Engineering Projects\888A - Ø2.6m HBQ Cost Review\MEQ Sales Drawings\DS0954P

N O T E S

Kingspan.

Rev	By	Date	Revision	Chk
/	MTO	17.09.10	Issued for approval	ARP

ARP ASSOCIATES
CHARTERED CONSULTING ENGINEERS

Northwest House • 5/6 Northwest Business Park • Servia Hill • Leeds LS6 2QH
Telephone: 0113 2458498 • Fax: 0113 2443864 • E-Mail: leeds@arpassociates.co.uk

TITLE
ENVIROSAFE MEQ 67 SPECIFICATIONS

PROJECT
CLAY LAKE SPALDING

CLIENT
ASHLEY KING DEVELOPMENTS

Scale	Date	Drawn	Chk.
1:100 V 1:500 H	NOV'08	MTO	ARP

Drg. No. 1034/01/07 — Rev