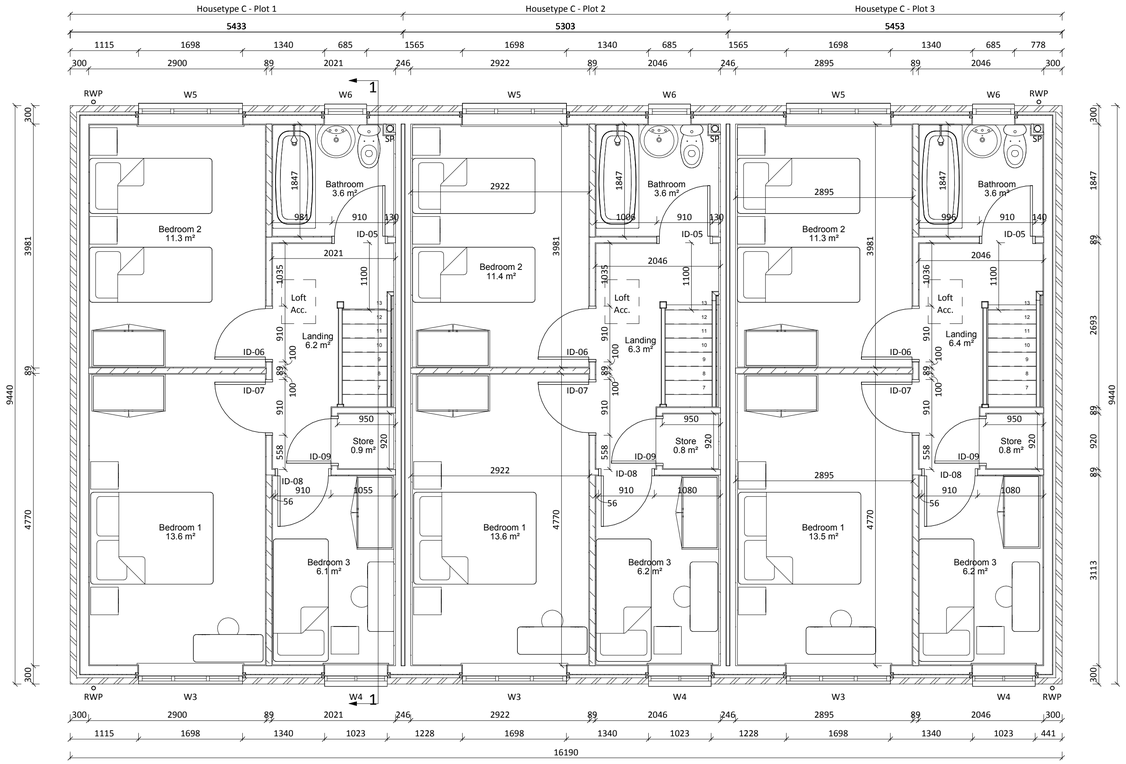

First Floor Plan

1 : 50

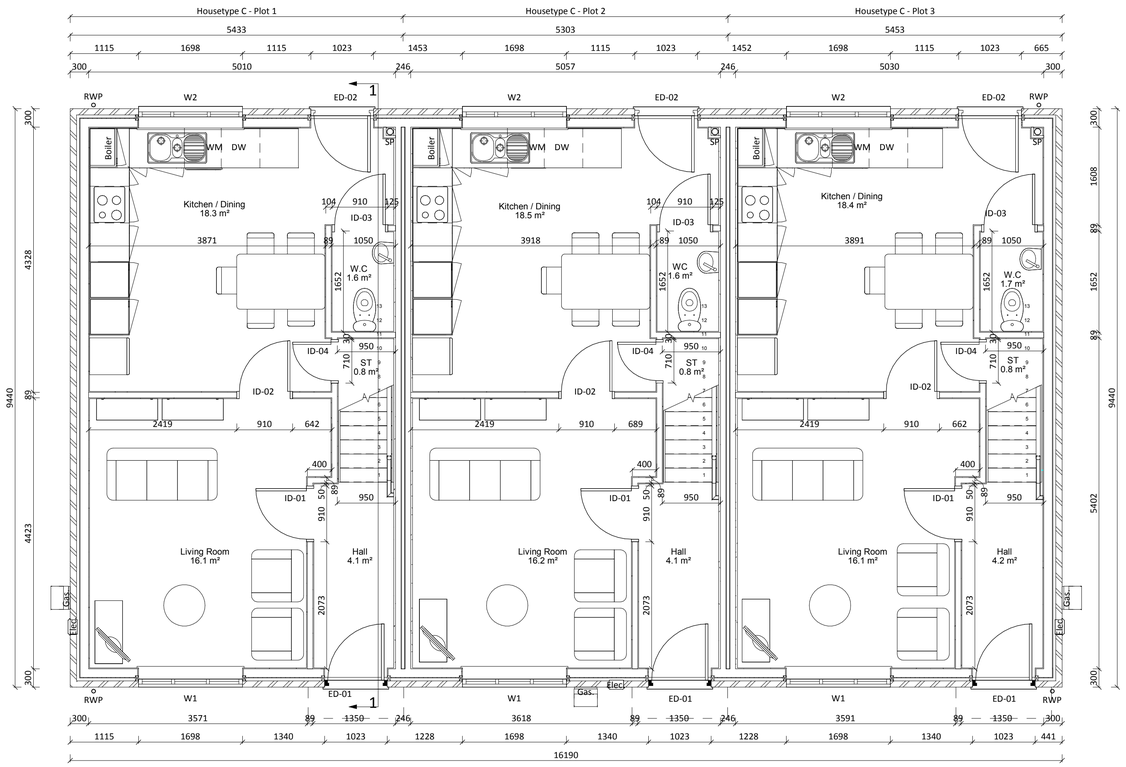

Ground Floor Plan

1 : 50

BT3 - Housetype C - 3b5p Terrace - Applicable to Plots 1-3

Housetype C - Window Schedule			
Reference	Width (mm)	Height (mm)	Comments
W1	1698	1200	
W2	1698	1050	Kitchen Window
W3	1698	1200	Escape Window
W4	1023	1200	Escape Window
W5	1698	1200	Escape Window
W6	685	1050	Bathroom Window

Housetype C - Door Schedule			
Reference	Width (mm)	Height (mm)	Comments
ED-01	1023	2100	Front Door - Impact glazing
ED-02	1023	2100	Rear Door - Impact glazing
ID-01	910	2100	
ID-02	910	2100	
ID-03	910	2100	W.C Door
ID-04	710	2100	Store Door
ID-05	910	2100	Bathroom Door
ID-06	910	2100	
ID-07	910	2100	
ID-08	910	2100	
ID-09	810	2100	Bulkhead Store Door

Front Elevation

1 : 100

Rear Elevation

1 : 100

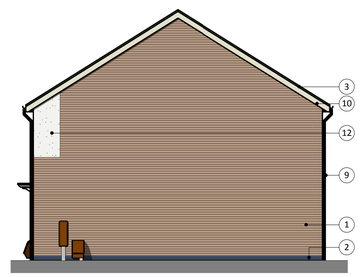

Side Elevation

1 : 100

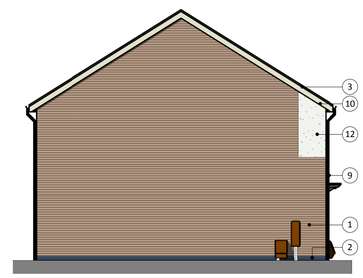

Side Elevation

1 : 100

Printed or electronic copies of this drawing can be scaled for planning purposes only. Any discrepancies with this drawing to be reported and clarified prior to commencing work on site, if in doubt - Ask. Corporate Architecture Ltd accept no responsibility for works not undertaken fully in accordance with this drawing and relevant specifications.
Copyright © Corporate Architecture Limited

North point:

Notes:

Area Schedule (GIA)	
Level	Area
00-Ground Floor Plan	42.8 m²
01-First Floor Plan	43.7 m²
Grand Total	86.6 m²

Material Schedule	
1	Hanson - Welford Buff
2	Ibstock - Blue Engineering Brick
3	Russel Roof Tile - Double Roman - Slate Grey
4	Front Door - Manufacturer TBC - Colour Black
5	Rear Door - Manufacturer TBC - White uPVC
6	Windows - Manufacturer TBC - White uPVC double glazed
7	Stone Cill - Forticrete - Portland cast stone cill
8	Brick Lintel Soldier Course - Ibstock - Grampian Red Mix
9	Black uPVC Rainwater Goods
10	White uPVC facias, soffit boards and barge boards
12	Render - Parex - Monorex GM - G20 Off White

Rev:	Description:	By:	Date:
R	Canopies added above front door	26.07.18	CD
Q	ID.02 moved and handed	07.03.18	CD
P	Door ID-02 relocated and kitchen layout updated	22.01.18	TN
N	Horizontal glazing bars added to front elevation	16.01.18	CD
M	Staircase position amended	05.12.17	TN
L	Stairs amended. 950 structural opening rationalised across plots. Trimmer positions amended to suit	08.11.17	CD
K	Joist sizes and heights altered following receipt of timberframe drawings. Construction Issue	31.10.17	CD
J	25mm Service void removed from walls	18.09.17	TN
H	Impact glazing added to external doors	06.09.17	CD
G	First floor window heights updated	05.09.17	TN
F	Boiler and WM locations shown	23.08.17	TN
E	Reverted to previous layout	27.07.17	CD
D	Brick type, meter positions, WC layout and render updated	13.06.17	TN
C	Meter positions shown	25.05.17	TN
B	Elevations and Materials added	11.05.17	TN
A	Tender Issue	05.05.17	CD

Project:

Proposed Development at
St Johns Road,
Spalding, PE11 1JD

Client:

GEDA Construction
9 High Street, Kegworth,
Derbyshire, DE74 2DA

Scale: 0.5 0 0.5 1 1.5 2 2.5 m
SCALE 1: 50

Drawn by:	Checked:	Date:	Paper Size:
TJN	CD	May 2017	A1

Drawing Title:

General Arrangements

Drawing Status:

Construction Issue

Drawing Number: 4070/KPG/16 - BT3-01

Revision: R

CORPORATE ARCHITECTURE LIMITED
CHARTERED ARCHITECTS

HEAD OFFICE
Venari House, 1 Trimbush Way,
Market Harborough,
Leicestershire, LE16 7XY
Tel: 01858 467476

office@corporatearchitecture.co.uk
www.corporatearchitecture.co.uk

ISO9001 RIBA Chartered Practice