WEST ELLOE

Splitter Island with pedestrian refuge

AVENUE

PARKING FOR 30 CARS

DOCTORS + STAFF PARK

GREENRIGG GARDENS

FIRE STATION

SOUTH HOLLAND D.C.
PLAN DEPT.
10 AUG 1994
0789/94

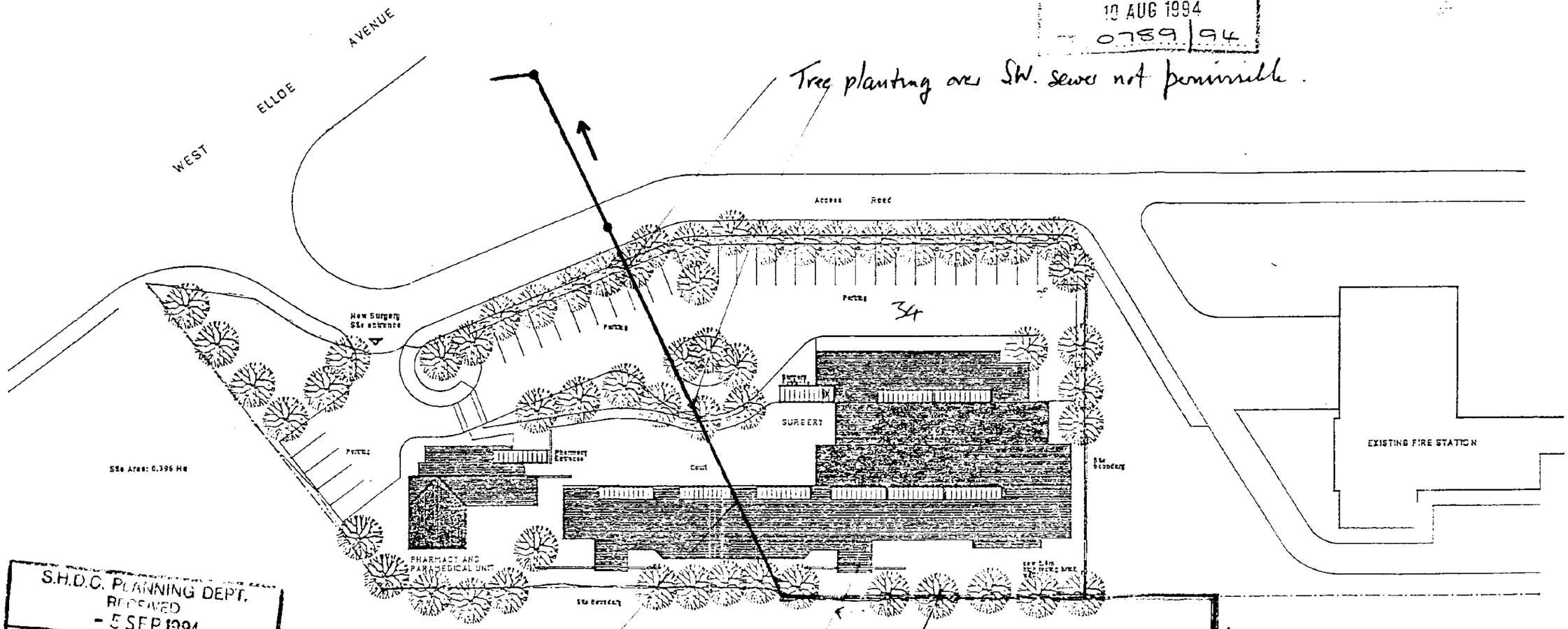

S.H.D.C. PLANNING DEPT.
RECEIVED
- 5 SEP 1994
Attention of
DPO NRM
DOPO BS
JC ACP
Action by .....
Discuss with .....
Copy to .....
File Nos.
Acknowledge YES/NO
by
date

Scale	Date	Drawn	Checked
1:500	July 1994	DMG	

PROPOSED SURGERY AT WEST ELLOE AVENUE, SPALDING, LINCS

Drs Walton, Cowell, McCombie, Lennon, Wiscombe and Hamblin

SITE LAYOUT PLAN PROPOSALS

Dyfed Griffiths Architects
The Maltings, Burwell Cambridge CB5 0AG England
Tel: 0638 743999 Fax: 0638 743753

Project Number	Sheet Number	Re
AW 94.01	L(-)01	

PLANNING
02 DEC 1994
REF 0789/94

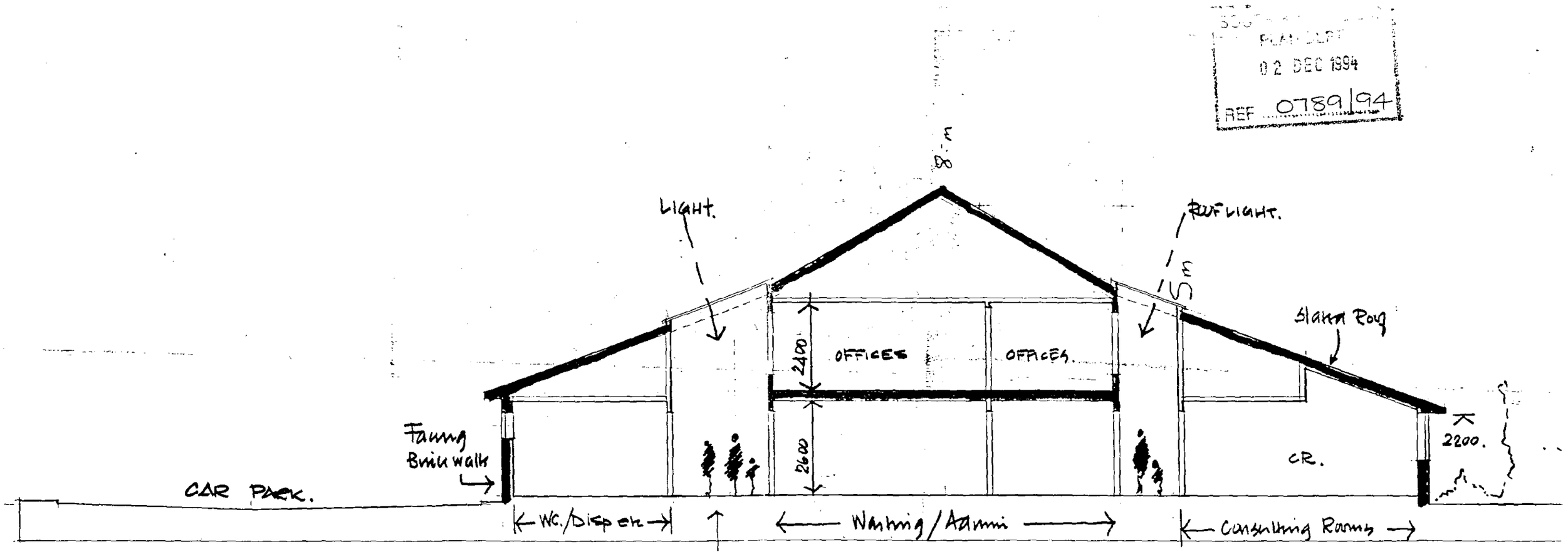

Cross-section

SURGERY.
WEST ELLOE AVENUE
LANDING.

Scale 1:100

DYFED GRIFFITHS DCA ARCHITECTS

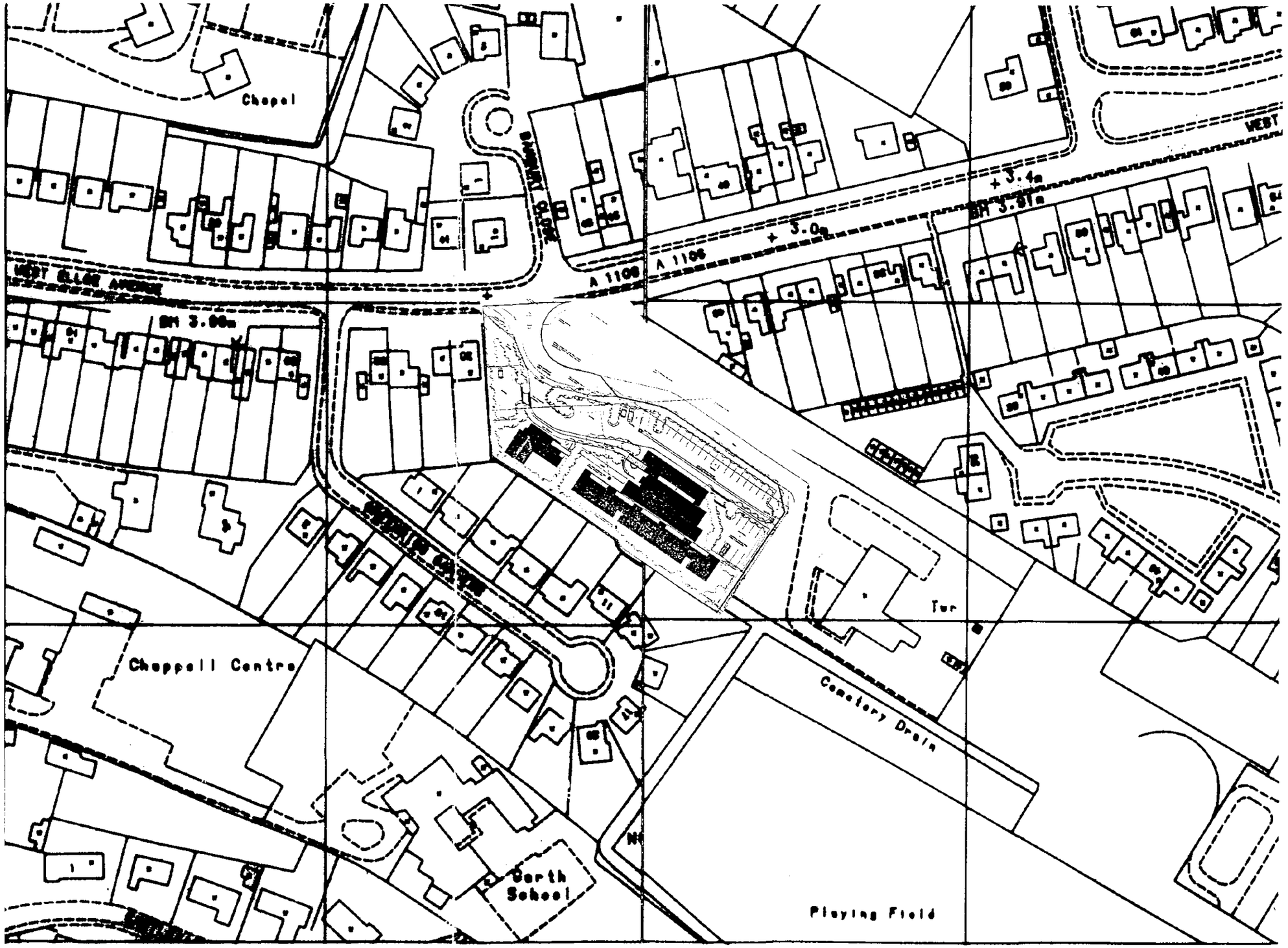
Chapel
WEST ELLGE AVENUE
A 1106
A 1106
+ 3.0m
+ 3.4m
BM 3.91m
BM 3.90m
WEST
Tur
Chappell Centre
Cemetery Drain
Garth School
Playing Field

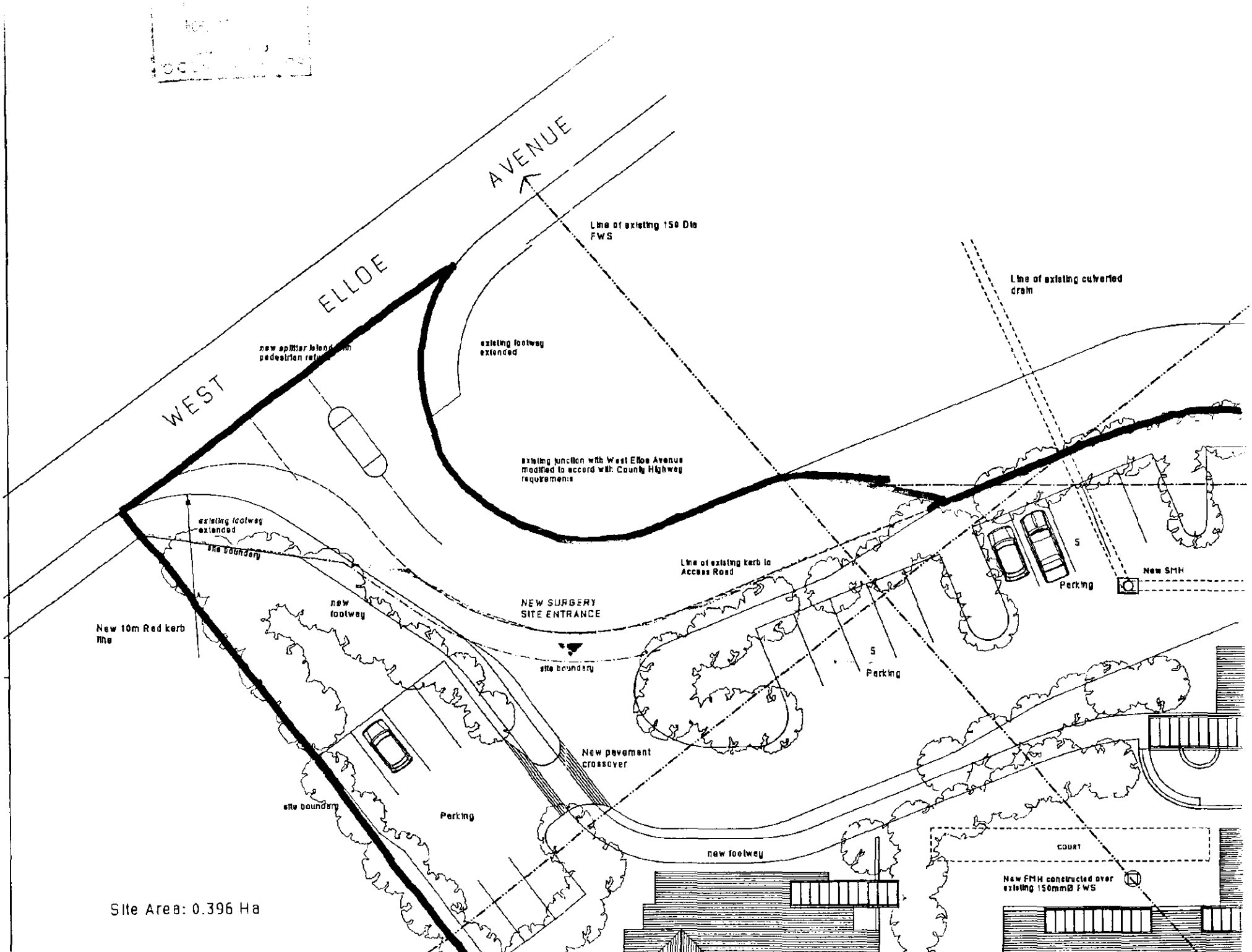
WEST ELLOE AVENUE
Line of existing 150 Dia FWS
Line of existing culverted drain
existing footway extended
existing junction with West Elloe Avenue modified to accord with County Highway requirements
existing footway extended
site boundary
New 10m Rad kerb line
new footway
NEW SURGERY SITE ENTRANCE
Line of existing kerb to Access Road
5
Parking
New SMH
site boundary
5
Parking
New pavement crossover
site boundary
Parking
new footway
COURT
New FMH constructed over existing 150mmØ FWS
Site Area: 0.396 Ha

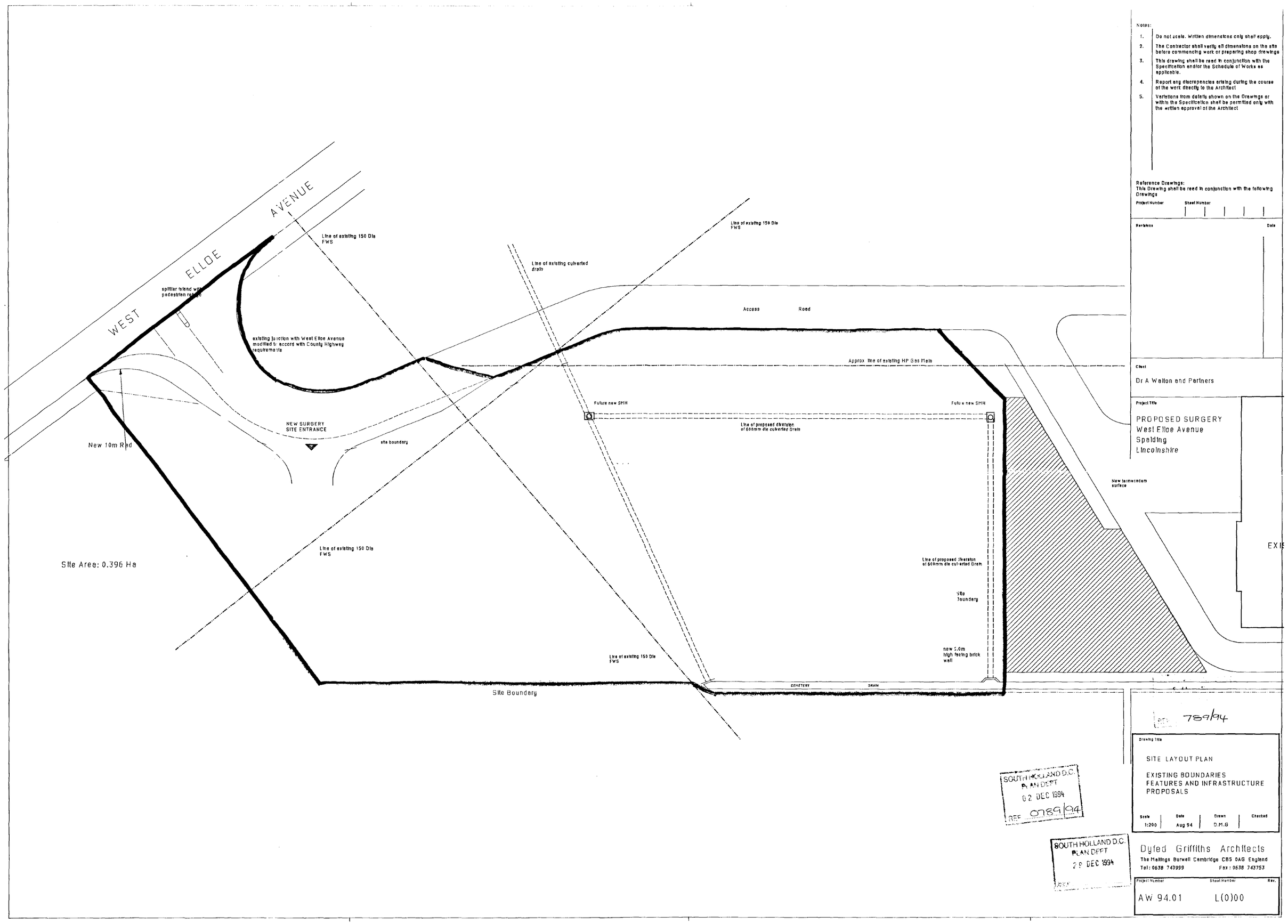

Notes:

1. Do not scale. Written dimensions only shall apply.
2. The Contractor shall verify all dimensions on the site before commencing work or preparing shop drawings
3. This drawing shall be read in conjunction with the Specification and/or the Schedule of Works as applicable.
4. Report any discrepencies arising during the course of the work directly to the Architect
5. Variations from details shown on the Drawings or within the Specification shall be permitted only with the written approval of the Architect

Reference Drawings:
This Drawing shall be read in conjunction with the following Drawings

Project Number | Sheet Number

Revisions | Date

Client
Dr A Walton and Partners

Project Title
PROPOSED SURGERY
West Elloe Avenue
Spalding
Lincolnshire

SOUTH HOLLAND D.C.
PLAN DEPT
02 DEC 1994
REF 0789/94

SOUTH HOLLAND D.C.
PLAN DEPT
29 DEC 1994
REF

REF 789/94

Drawing Title
SITE LAYOUT PLAN
EXISTING BOUNDARIES
FEATURES AND INFRASTRUCTURE
PROPOSALS

Scale	Date	Drawn	Checked
1:200	Aug 94	D.M.G	

Dyfed Griffiths Architects
The Maltings Burwell Cambridge CB5 0AG England
Tel: 0638 743999 Fax: 0638 743753

Project Number	Sheet Number	Rev.
AW 94.01	L(0)00	

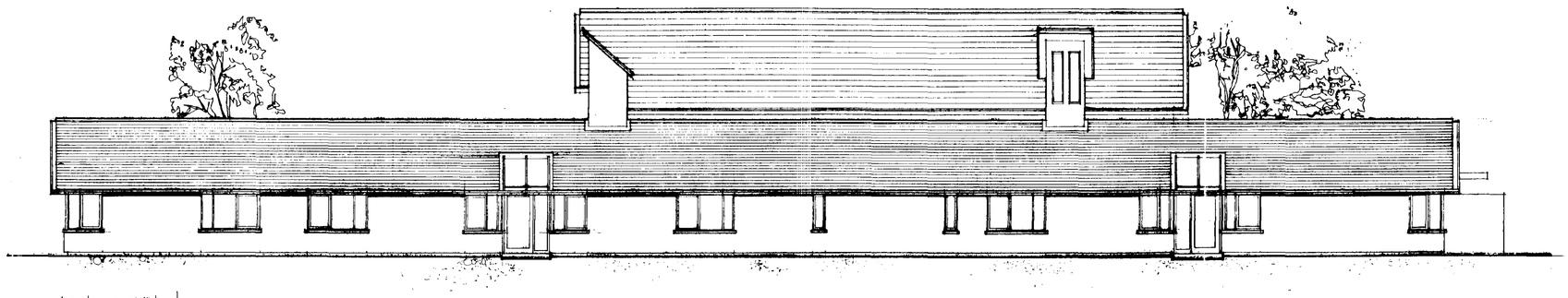

SOUTH ELEVATION.

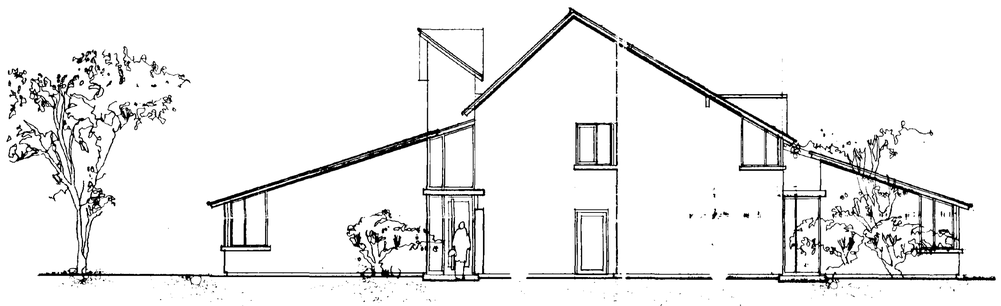

EAST ELEVATION.

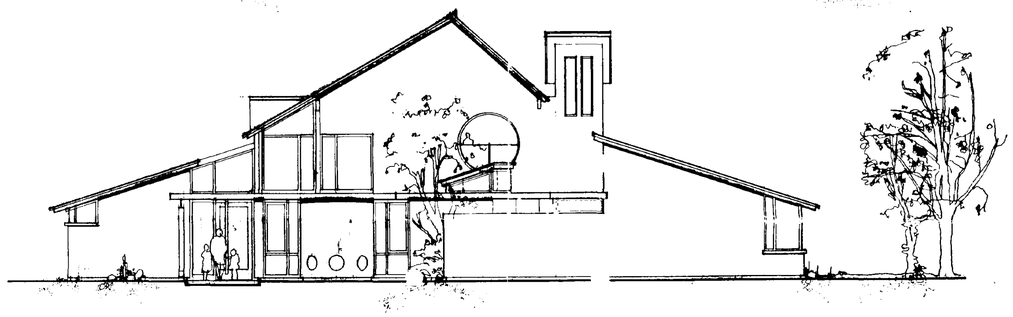

WEST ELEVATION.

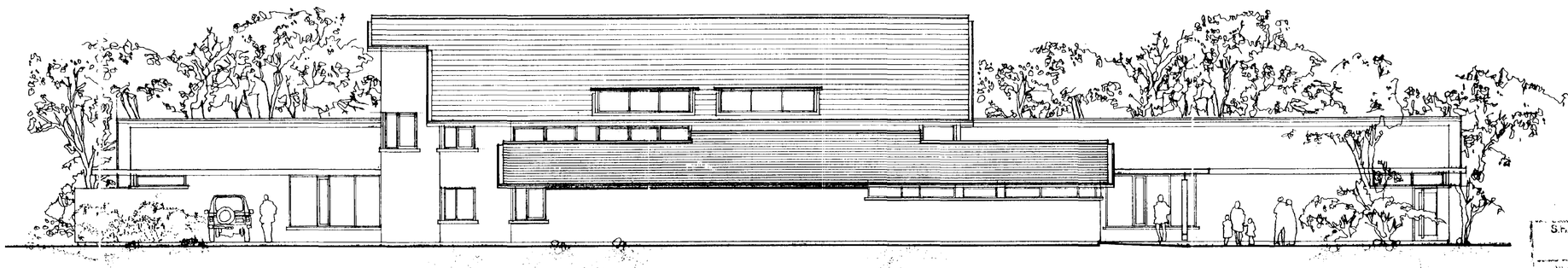

NORTH ELEVATION.

S.H.D.C. PLANNING DEPT.
RECEIVED
7 FEB 1995

DYFED GRIFFITHS
DGA
ARCHITECTS

Amendment	Date

	Job No/Drawing No	Amendment
ELEVATIONS.	AW.54.01. L(0)04.	

Scale	Date	Drawn	Checked
1:100.		L.	

Do not scale

All dimensions to be checked on site

PROPOSED SURGERY AT WEST ELLOE AVENUE. SPALDING.

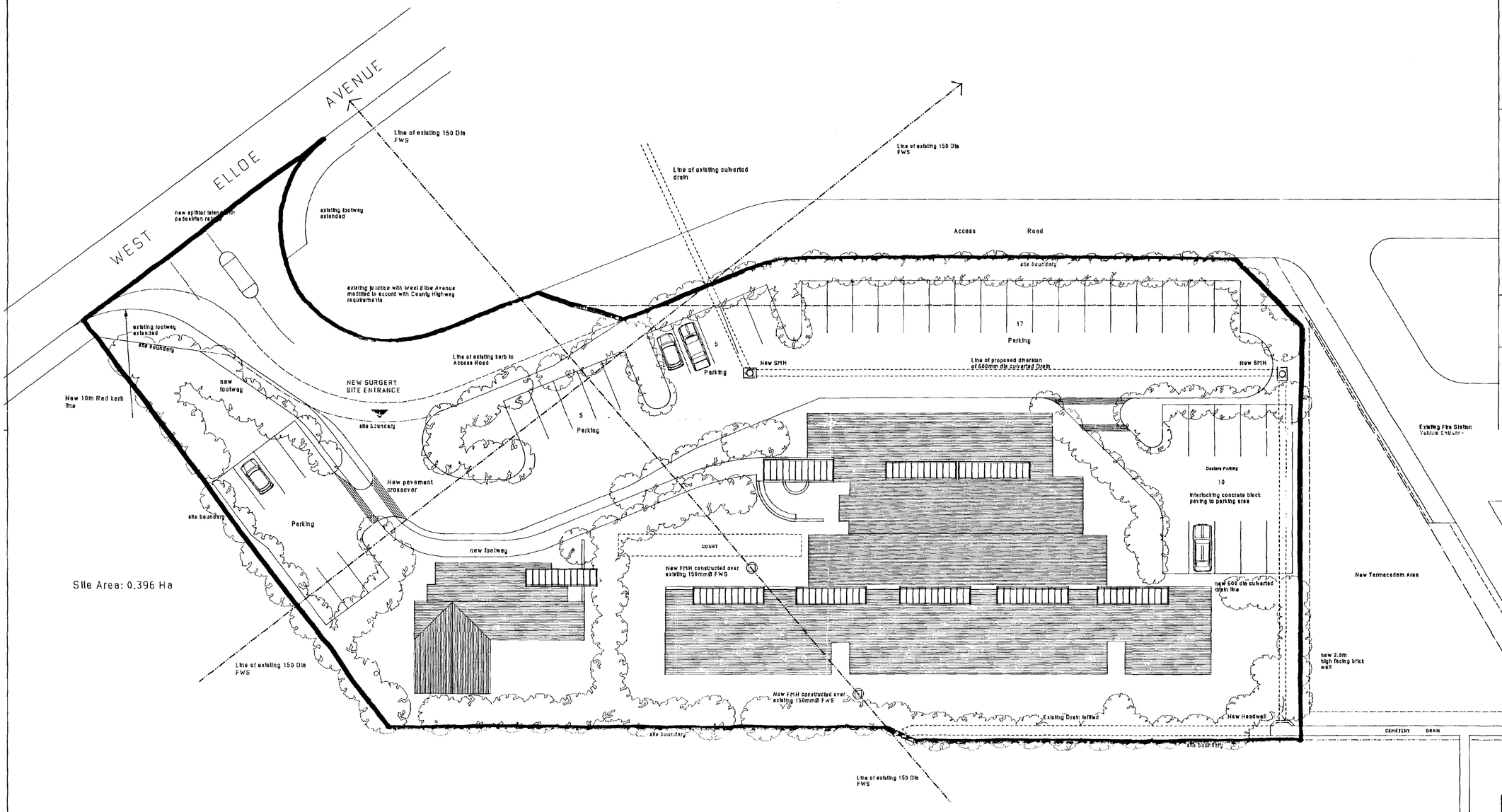

Notes:

1. Do not scale. Written dimensions only shall apply.
2. The Contractor shall verify all dimensions on the site before commencing work or preparing shop drawings
3. This drawing shall be read in conjunction with the Specification and/or the Schedule of Works as applicable.
4. Report any discrepancies arising during the course of the work directly to the Architect
5. Variations from details shown on the Drawings or within the Specification shall be permitted only with the written approval of the Architect

Reference Drawings:
This Drawing shall be read in conjunction with the following Drawings

Project Number	Sheet Number
AW 94.01	L(0)00

Revisions		Date
A	Access Road junction amended; Parking layout amended; existing site features shown; Building footprint amended	Oct 94
B	Line of Fire Station gas main amended. Splitter island at access road junction revised to accord with L.A. requirements	Nov 94

Client

Dr A Welton and Partners

Project Title

PROPOSED SURGERY
West Elloe Avenue
Spalding
Lincolnshire

SOUTH HOLLAND D.C.
PLAN DEPT
29 DEC 1994
REF

SOUTH HOLLAND D.C.
PLAN DEPT
02 DEC 1994
REF 0769/94

Drawing Title

SITE LAYOUT PLAN

Scale	Date	Drawn	Checked
1:200	Aug 94	D.M.G	

Dyfed Griffiths Architects
Dent House, Melting Lane Cambridge CB3 9HF England
Tel: 0223 328737 Fax: 0223 328741
01638 667166

Project Number	Sheet Number	Rev.
AW 94.01	L(0)01	B