EXISTING BUILDING

FREEZER

MESSRS PODDINGTONS BUILDING

DOTTED LINE DENOTES EXISTING SEMI MATURE TREE TO BE FELLED AND UPROOTED

THICKEN SLAB UNDER WALL NON-LOADBEARING.

PROVIDE ½ HOUR FIRE RESISTING DOOR WITH SMOKE SEALS AND INTUMESCENT STRIP TO FRAME AND SELF CLOSING DEVICE

EXISTING I.C. TO HAVE DOUBLE SEALED BOLTED DOWN COVER

E.L.

Short stub

DOTTED LINE DENOTES EXISTING BRICK WALL APPROX 1.8 M HIGH TO BE DEMOLISHED

DOTTED LINE DENOTES FOOTPRINT OF EXISTING SINGLE STOREY KITCHEN AND DINING AREA - BUILDING TO BE DEMOLISHED AND RUBBLE CARTED AWAY FROM SITE SEE PLAN AS EXISTING

PROPOSED KITCHEN

H.D.

THICKEN SLAB UNDER WALL

8.500

63mm PVC downpipe 112 H.R. Gutters Black UPVC.

DOUBLE HUNG DOOR MIN 838 MM WIDE

WALL ON FOUNDATIONS.

CONNECT NEW DRAINS TO EXISTING INSPECTION CHAMBER APPROX 480MM DEEP. DRAINS TO MAINS SEWER.

B.I.G. FOR KITCHEN WASTE WITH RODDING ACCESS

BAR AREA

E.L. 8.500

step up approx 110

H.D.

PROPOSED DINING AREA

5.200

CAR PARK

[Messrs PODDINGTONS]

DOTTED LINES DENOTE LANTERN ROOFLIGHTS

I.G. L.I/HD LINTEL OVER 1200 MM LONG.

BOX AROUND EX SVP INCL. INSULATION

FEATURE COLUMNS c/w BALUSTRADING TO CLIENTS DESIGN & DETAILS.

new bar area floor to be level with this floor.

EXISTING OPENING WIDENED AS SHOWN AND FORM 3 CENTERED ARCH WAY OPENING 2.4 M 9/2 WIDE. PROVIDE OVER I.G. BOX 100 LINTELS 2700 MM 1/2 LONG. 2 NO IF 225 THICK WALL 3 NO IF 325 THICK WALL. SOFFIT MIN 2.0 M HEADROOM

LEVEL FLOORS

REMOVE DOOR AND FORM FLAT CAMBERED ARCH UNDER EXISTING LINTEL.

1.000

ALL NEW WALLS TIED TO EXISTING WITH FLEXFIX, TYMORE OR SIMILAR APPROVED BRICK TIE SYSTEM + SEALANT EXTERNALLY

EXISTING DINING AREA

UP

EXISTING DINING AREA

PORCH

THE MODEL RAILWAY SHOP

footpath

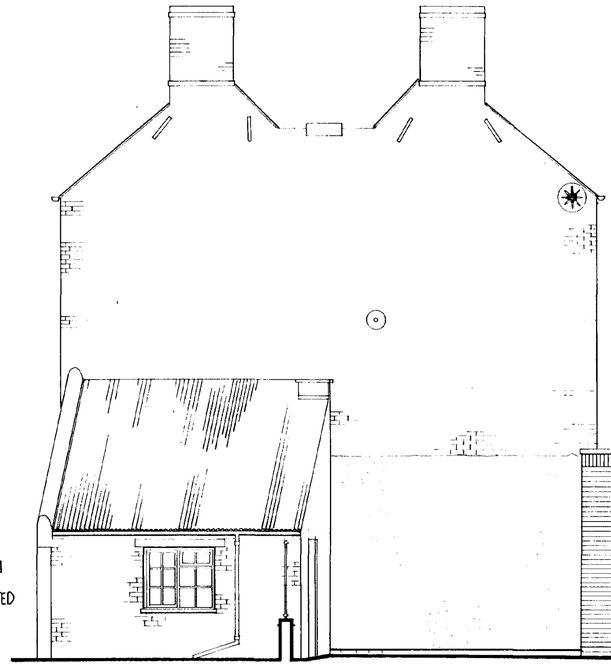

PROPOSED SIDE ELEVATION

CONCRETE ONCE WEATHERED COPING TO PARAPET.

RE-CLAIMED BRICK TO MATCH AS CLOSELY AS POSSIBLE TO EXISTING BUILDING.

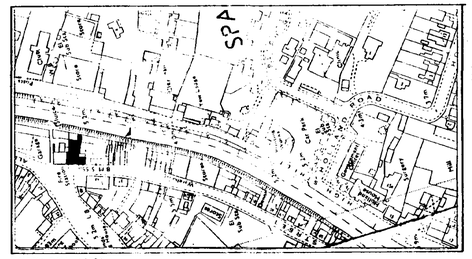

LOCATION PLAN 1:2500

N

900 MM WIDE X 1200 MM DEEP TOP HUNG PAINTED TIMBER WINDOW WITH CONCRETE SILL. (D.P.C. UNDER) LINTEL. I.G. L.I/HD 1200 MM LONG CAVITY TRAY INCL. STOP ENDS + WEEP HOLES TO BLOCK. INCL. CAMBERED HEAD. 2 TRICKLE VENTS (8000 MM² VENTILATION)

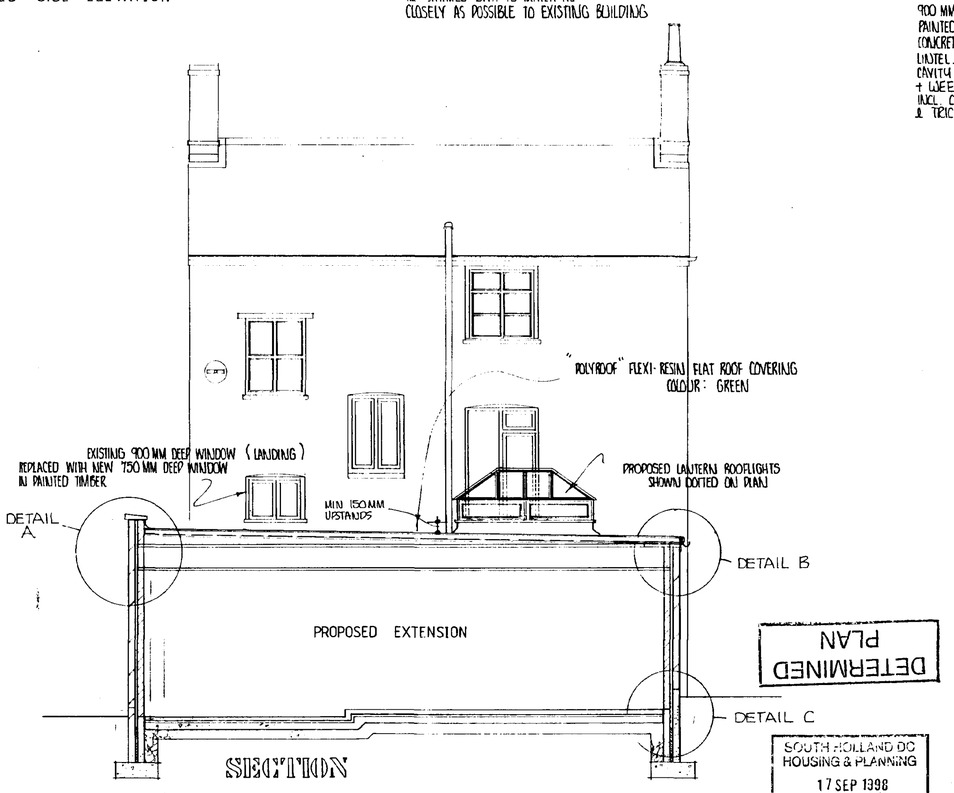

SECTION

DETERMINED PLAN

SOUTH HOLLAND DC HOUSING & PLANNING 17 SEP 1998 Ref: 0793/98

AMENDED PLANS Rec.

CONTRACTOR TO CHECK ALL DIMENSIONS ON SITE BEFORE WORK COMMENCES.

revision	date	init.	revision details

PODDINGTONS

Architectural Design Consultants

43 Double Street, Spalding, Lincs. PE11 2AA
Tel: 0775 761856 & 768296. Fax: 0775 710718

project
ALTERATIONS EXTENSION
FRATELLI RESTAURANT
DOUBLE STREET SPALDING

drawing
PLAN PROPOSED

scale	drawing no
1 50 1 2500	2811 2
date	drawn / checked

CONTRACTOR TO CHECK ALL DIMENSIONS ON SITE BEFORE WORK COMMENCES.

revision	date	init.	revision details

PODDINGTONS

Architectural Design Consultants

44 Double Street, Spalding, Lincs. PE11 2AB
Tel: 01775 761856 & 768296. Fax: 01775 710218

project

ALTERATIONS / EXTENSION
FRATELLI RESTAURANT
DOUBLE STREET SPALDING
LINCS

drawing

PLAN AS EXISTING

scale	drawing no
1-50	2811-1
date	drawn / checked
OCT 97	

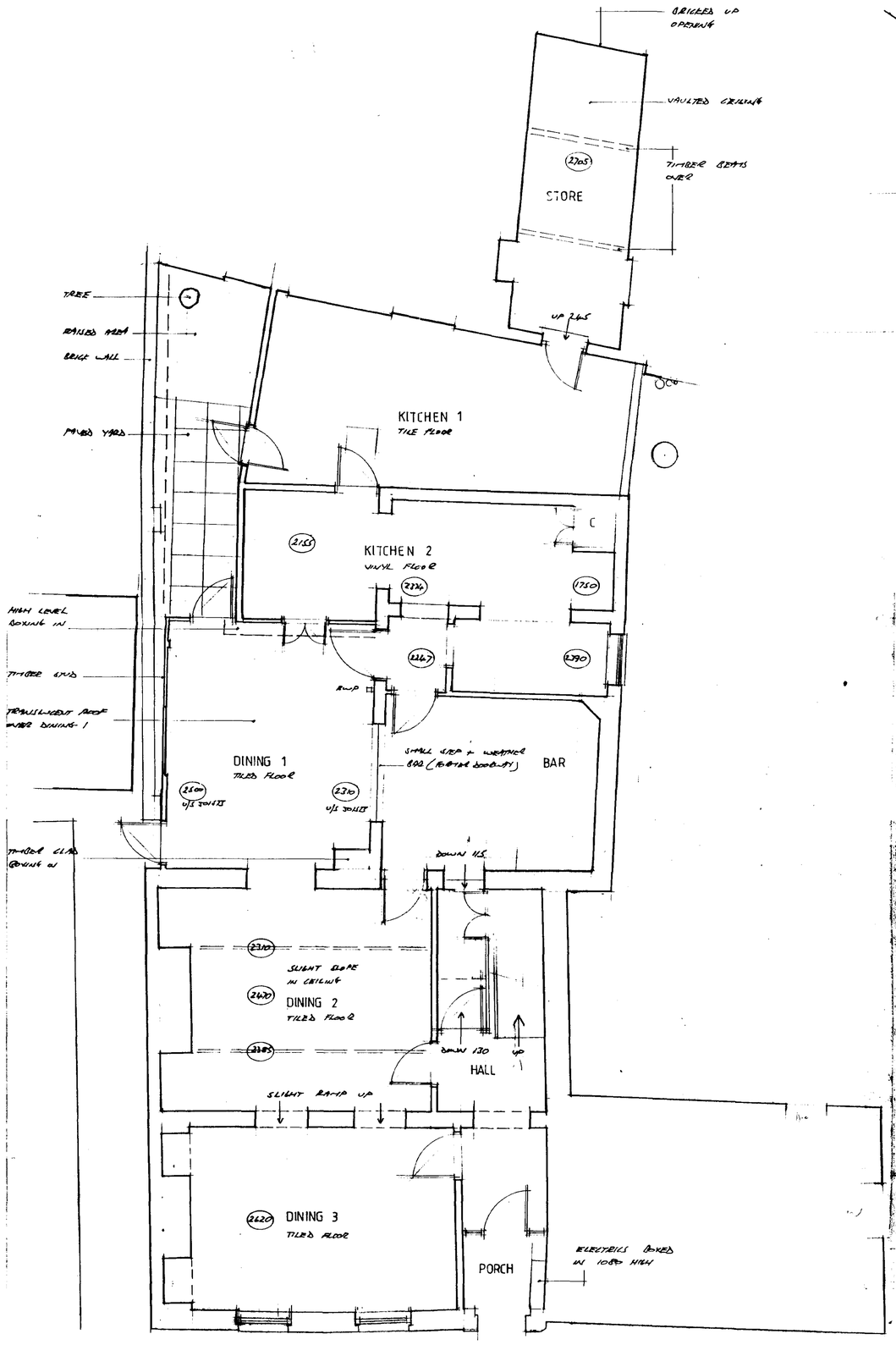

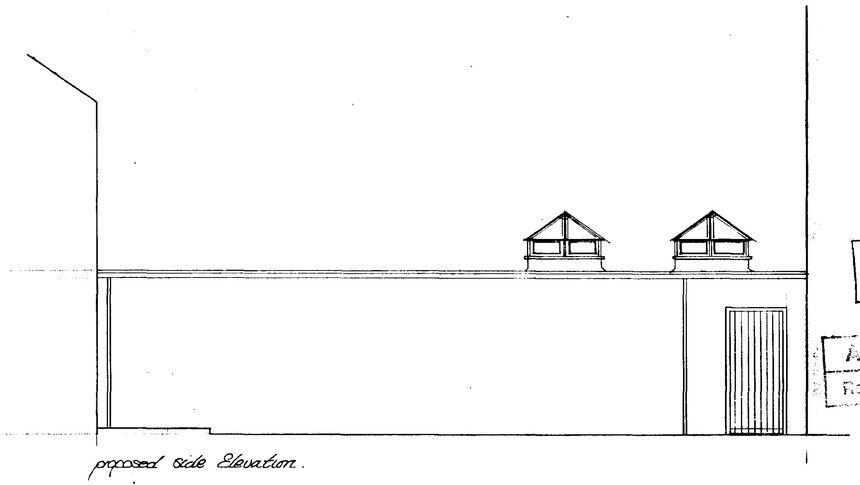

proposed side Elevation.

DETERMINED PLAN

APPROVED PLAN

Ref.

SOUTH HOLLAND DC
HOUSING & PLANNING
17 SEP 1998
Ref: 0793/98

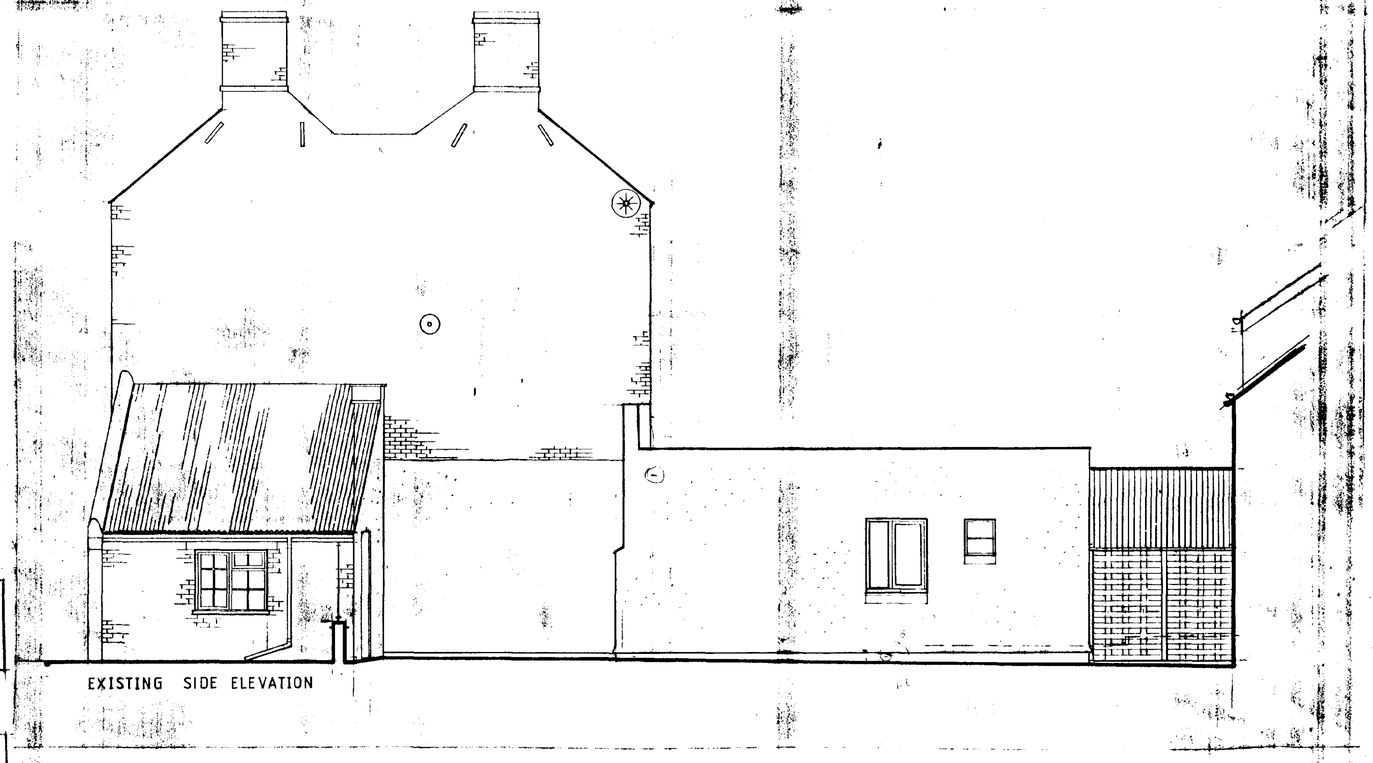

EXISTING SIDE ELEVATION