

SECONDARY SIGN G5.2.1.

Large wall mounted sign
S10 Non-illuminated
SIZE: 2324 x 538mm

Also applicable to:

1 panel location sign
S7 Non-illuminated single sided
SIZE: 2324 X 937mm

SOUTH HOLLAND DC
HOUSING & PLANNING
13 AUG 1998
Ref: 0815/98

DETERMINED
PLAN



SECONDARY SIGN G5.3.3.

Station Name Plate
S11A Non-illuminated
SIZE: site dependent x 175mm

Also applicable to:

Small wall mounted sign
S11 Non-illuminated
SIZE: site dependent x 175mm

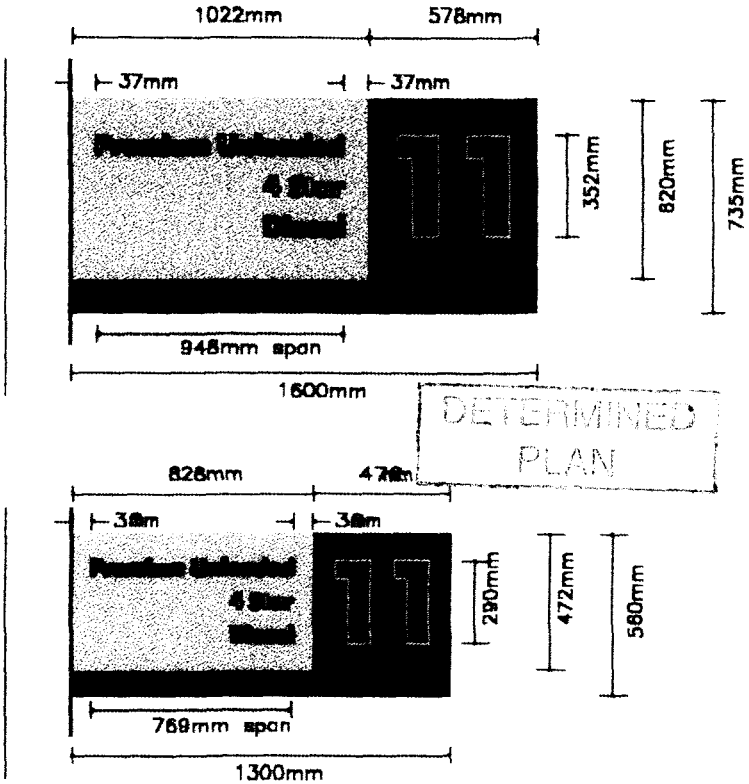

DETERMINED
PLAN

SOUTH HOLLAND DC
HOUSING & PLANNING
13 AUG 1998
Ref: 0815/98

SPREADERS G3.1.1

S13-400 and S12-200 Spreader Units
Non-illuminated
Size: as stated

Poster *display*

Posters may be displayed in up to four areas on the forecourt and additionally on the shop building.

All posters must be displayed within poster frames that are permanently fixed in position.

Forecourt posters (A0 size)

The hierarchy of display areas is, in descending order:

- Entrance to site
- Exit from site
- Car Wash
- HGV

A maximum of four poster displays may be used, with only one poster frame permitted in each display area.

Shop posters (A1 size)

Level 1 and 2 sites must display one shop poster on the front elevation of the shop building facing customers approaching from the forecourt.

'Select' branded shops may have up to a further two shop posters on a side elevation(s) of the shop building, if clearly visible to passing traffic.

Level 3 and 4 sites may only display a shop poster of one or more of the forecourt poster displays is not used. When used, the shop poster display must be on the front elevation of the shop building facing customers approaching from the forecourt.

DETERMINED
PLAN

SOUTH HOLLAND DC
HOUSING & PLANNING
13 AUG 1998
Ref: 0815/98

Poster frame ***variants***

Large poster frame (A0 posters)

All forecourt poster displays must use a large frame.

Large poster frames may be either free-standing (double-sided) or wall-mounted.

Wall-mounted frames should only be used when a free-standing frame cannot be satisfactorily positioned, or where one side of a free-standing frame would clearly not be visible.

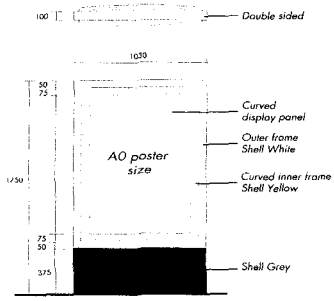

Large free-standing poster frame

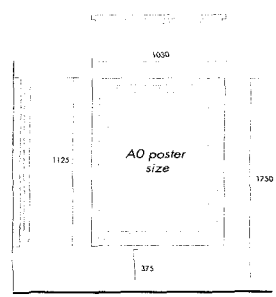

Large wall-mounted poster frame

Small poster frame (A1 posters)

These are only used wall-mounted for shop poster displays.

For infrastructure requirements for all variants refer to the RVI Guide for Infrastructure Installation.

For installation requirements refer to the RVI Conformity Manual for Installation.

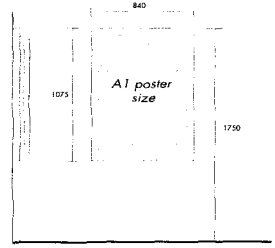

Small wall-mounted poster frame

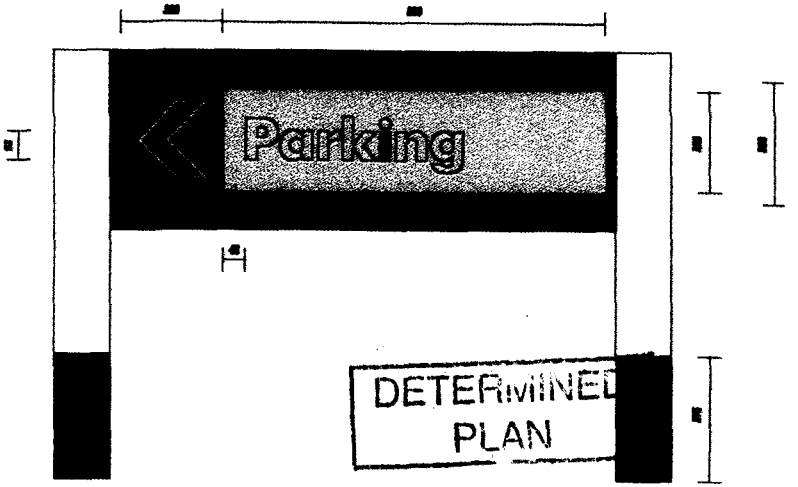

SECONDARY SIGN G5.1.1

3, 2 and 1 panel location sign
S16, S6 and S8 non-illuminated single sided
SIZE: 1340 X height dependable on No of Panels

Also applicable to:

Wall mounted directional sign
S11 non-illuminated
SIZE: 1349 X 269mm

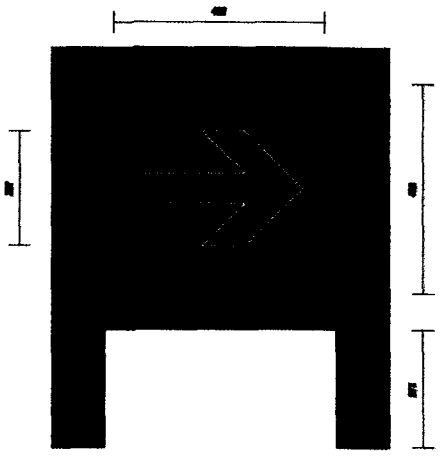



SECONDARY SIGN

No Entry/Exit sign
S8 non-illuminated
SIZE: 782 X 937mm

Leaderboard **graphics**

Information is presented in a graphic style consistent with spreaders and dispensers.

The leaderboard has up to 6 panels available to display information.

A minimum of 4 panels must be used.

Fuels branding

All leaderboards must display a fuels branding double panel at the top.

Fuel grade information
Below the fuels branding double panels, there are up to 4 panels available for grade information.

Availability of grades is displayed in the following hierarchy in descending order. Lettering is colour coded according to grade:

Premium	-	Green
Super	-	Green
4 Star	-	Red
Diesel	-	Blue

HGV lanes
Where a leaderboard is provided for a HGV lane, the panels read in the following descending order:-
HGV (double panel) - Black
Diesel - Blue.

All leaderboards on a site must display the same number of yellow panels. Blank panels are used if required, below grade panels.

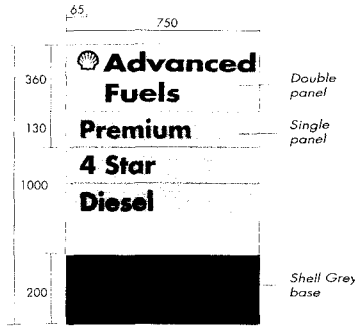

All lettering is Shell Futura Bold, 50mm x-height, colour coded as appropriate

When displaying 4 grades the bottom white band is hidden.

For installation requirements refer to RVI Conformity Manual for Installation.

For positioning and alignment of leaderboards see page 8.**3**.

Leaderboard **variants**

Combined leaderboard/service unit
Used on all level 1 sites
Used on level 2 sites (space permitting).

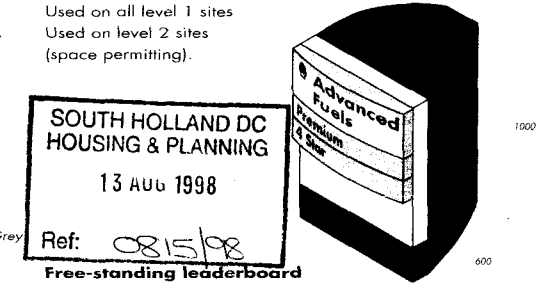

SOUTH HOLLAND DC
HOUSING & PLANNING
13 AUG 1998
Ref: 0815/98

Free-standing leaderboard
Used on level 2 sites with restricted space at front of islands with separate service unit, see page 9.**1**.
Used on all level 3 sites with separate service unit.

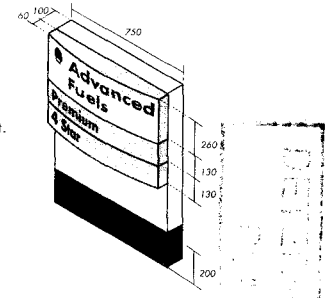

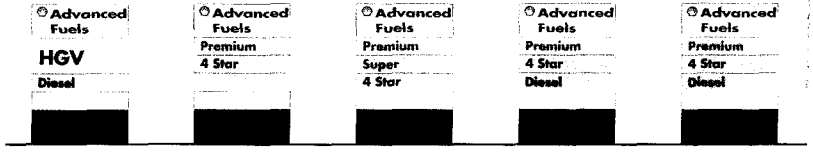

HGV lane

Blank panels are added to balance appearance across the site

Although leaderboards are individual separate elements, it is in combination that they make a powerful visual effect



DETERMINED
PLAN

SHOP FASCIA G8.1.5.

S2 Shop Fascia available in 800mm, 650mm and 475mm height version, all versions to be non-illuminated

SOUTH HOLLAND DC
HOUSING & PLANNING
13 AUG 1998
Ref: 0815/98

GULF TO SHELL CONVERSION PROGRAMME

DETERMINED PLAN

SOUTH HOLLAND DC
HOUSING & PLANNING
13 AUG 1998
Ref: 0815/98

CANOPY FASCIA G2.2.

S1 Canopy Fascia, text only to be illuminated

FD1140/900

G2.2 Shell
ONLY LOGO ILLUMINATED

G3.1.1

4.2 NON-ILLUMINATED

4.3 NON-ILLUMINATED

G5.1.1

G5.3.3 Station Name

7.1.1

G8.1.5 Shop

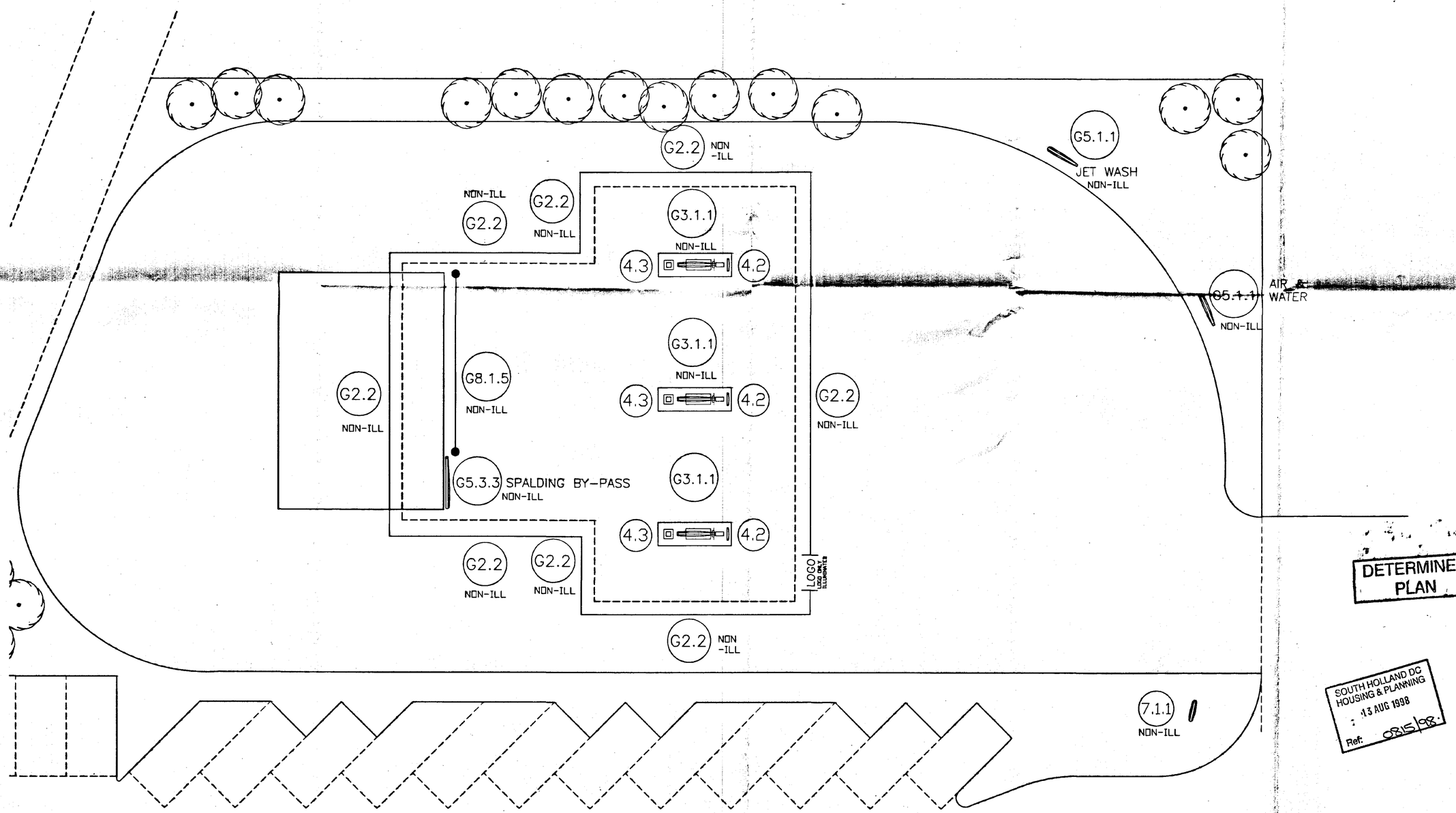

SCHEDULE

ITEM	No	ITEM	No
G2-2	8		
G3-1-1	3		
4-2	3		
4-3	3		
G5-1-1	2		
G5-3-3	1		
7-1-1	1		
G8-1-5	1		

REV B – RESCALED TO 1:100; G5-3-5 G1-2-1s REMOVED; G5-3-3 & G5-1-1s ADDED 31/7/

REV A – CHANGED TO GULF, G1-2-1s ADDED, P.S.5s REMOVED, G5-3 ADDED 21/7/

LEVEL 3 – GULF

DO NOT SCALE THIS DRAWING
ALL DIMENSIONS TO BE CHECKED ON SIT

Job title

SPALDING BY-PASS

Client

SHELL UK OIL

DETERMINED PLAN

Drawing title

RVI PLAN

SOUTH HOLLAND DC HOUSING & PLANNING 13 AUG 1998 Ref: 0815/98

Scale 1:100	Drawn FB
Date 2/6/98	Checked
Drawing No. 1140/P/1679	A B

FAITHFUL & GOULD
QUANTITY SURVEYORS
COST ENGINEERS
PROJECT MANAGERS
96 PORTLAND PLACE
LONDON W1N 4JJ

Telephone Number 0171-637 2345
Fax Number 0171-580 8235
Telex: 587563