10 Bridge Street Spalding.

Floor plans General arrangement.

P.C Drg N° 2. A B C

scale 1:50.

(01) Denotes. Door & Ref N°
(SF) " Shop Front/window.
(W) " Window & Ref N°
(Li) " Lining To Opening.

refer to other drg's for details.

A Revisions For Bld'g Regs.
Additional Emergency Lighting shown for 6&D
D&H Resistance details noted.
Main Door size indicated.
Extract Fan for Internal W.C. added
S/Detectors added on upper Landing & Lower Corridoor at top of 1st. Floor S/case.
Glazing to Windows in Abbey Passage now to be ½ hr. Rated.

B P/C. Units Moved To Roof. Stillage at Rear of Bld'g. June 2007.

C Shop Front New Dale. Noted. June 2007

List of Drawings

P.C./1 — elevations block plan
/2 — floor plans
/3 — sections
/4 — shop fronts
/5 — staircase.
/6 — side windows door screens and linings for openings.
/7 — door & window schedules
/8 — miscellaneous details and general notes
— stair components
— A/C plant support.
— additional window details.
— revised shop front.

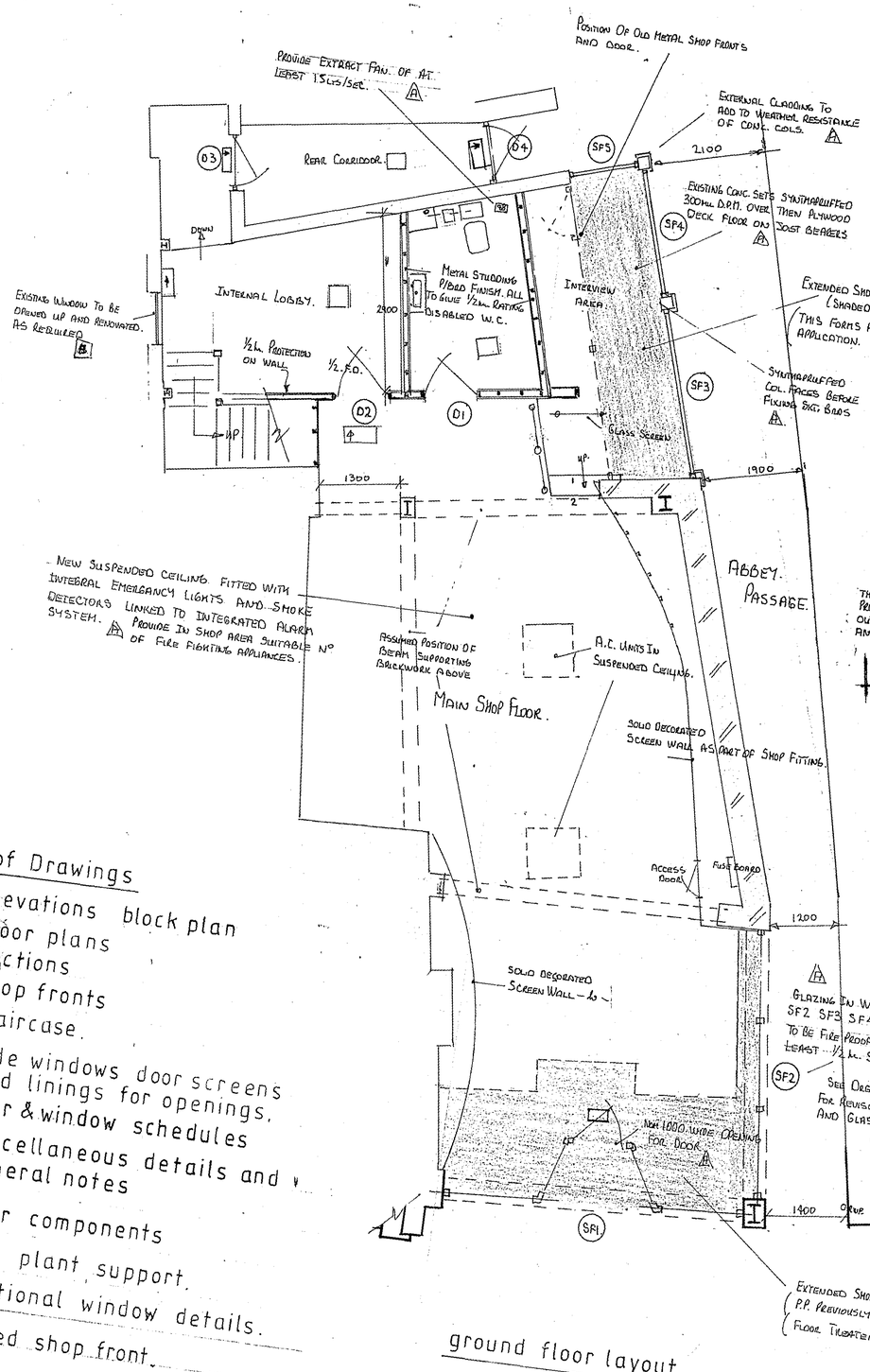

ground floor layout.

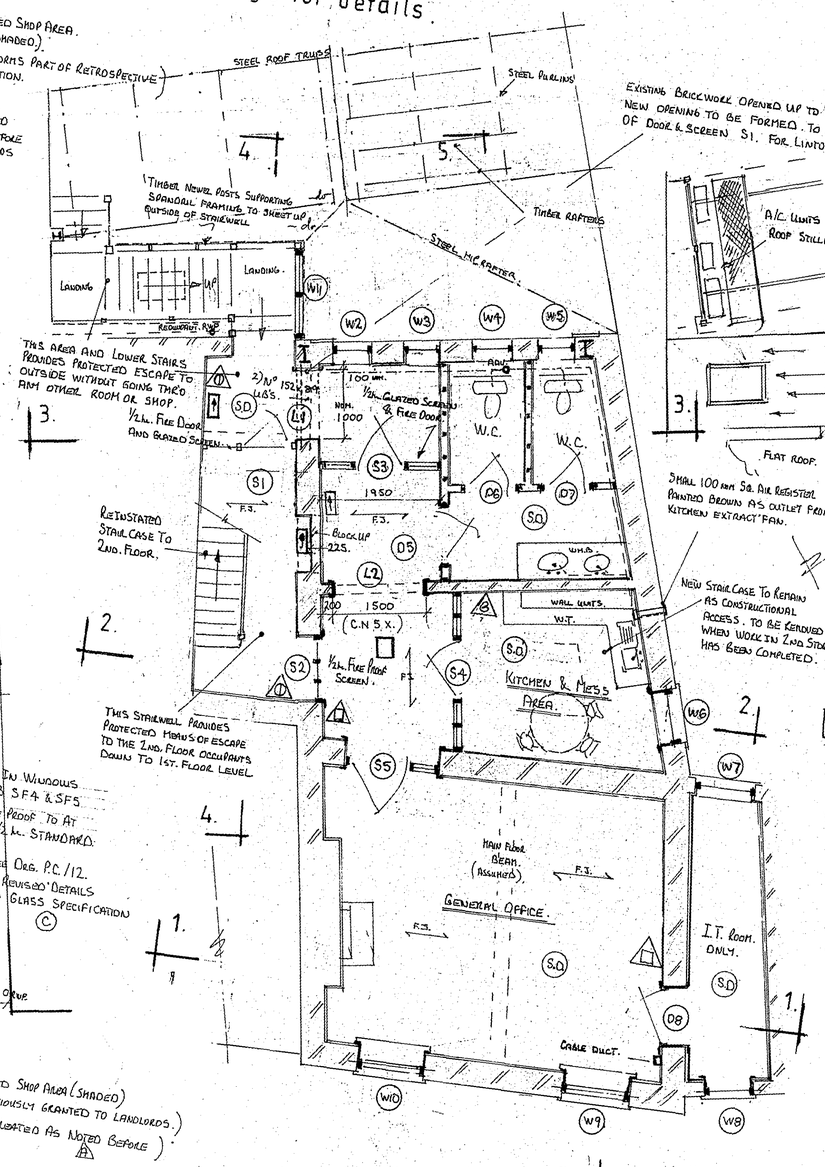

1st. floor

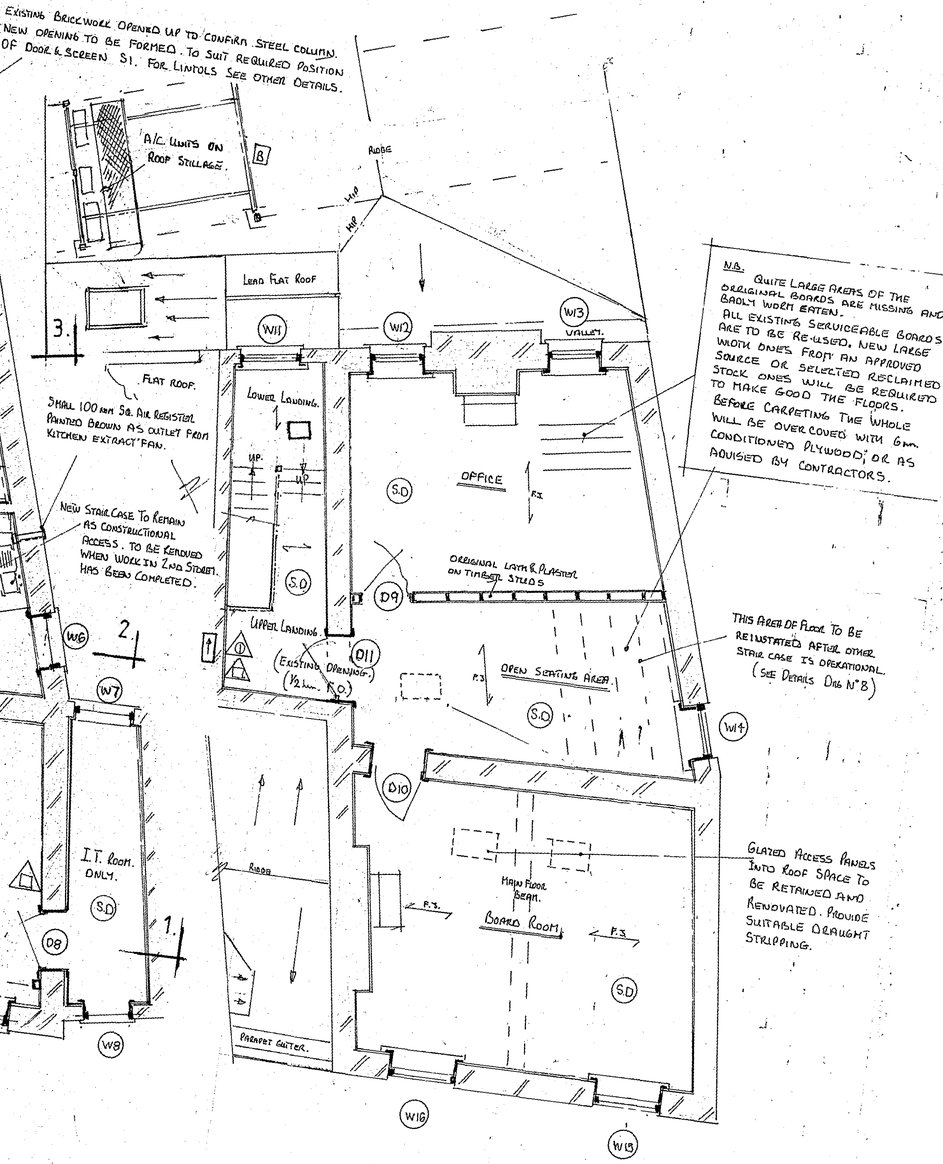

2nd floor.

N.B. Quite large areas of the original boards are missing and/or badly worn esteem. All existing serviceable boards are to be re-used, new large worn ones from an approved source or selected reclaimed stock ones will be required to make good the floors. Before carpeting the whole will be over coved with 6mm conditioned plywood, or as advised by contractors.

Fire Prevention /Escape Suggested Details Only.
Water.
Powder
Fire Blanket.
Emergency Light Ceiling
" " Wall Mounted With Direction Of Escape.
S.D. Smoke Det.

SHDC PLANNING & DEVELOPMENT - 3 JUL 2007 Ref. 07/0961/F