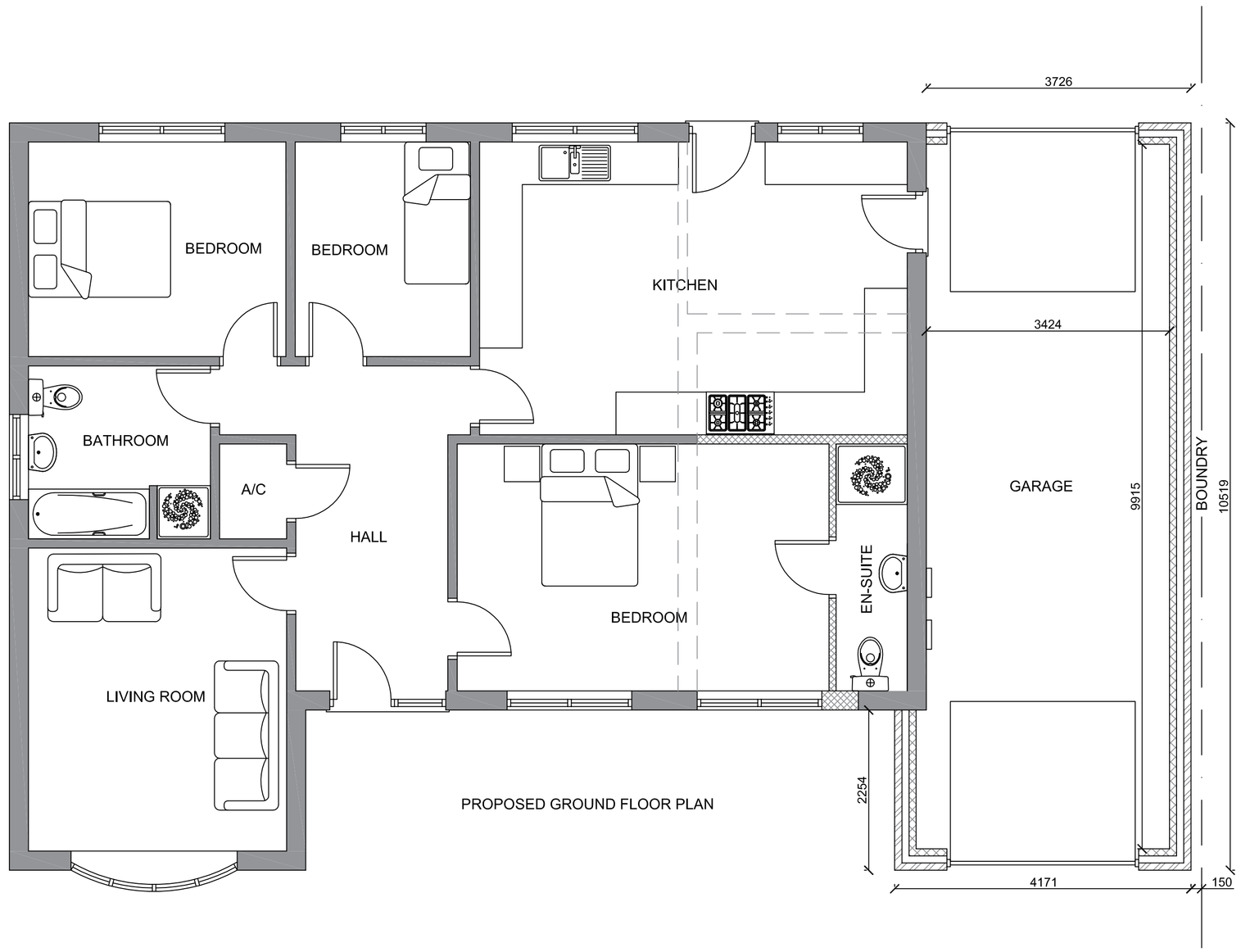
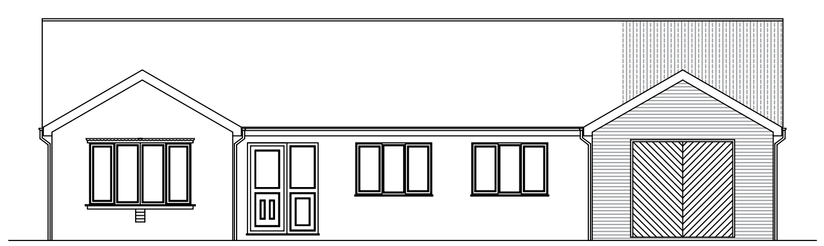
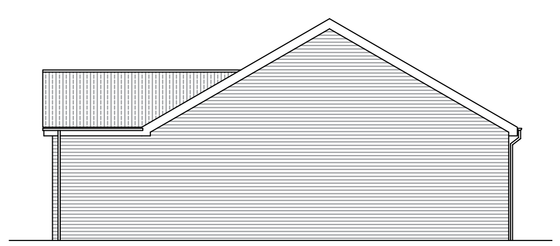


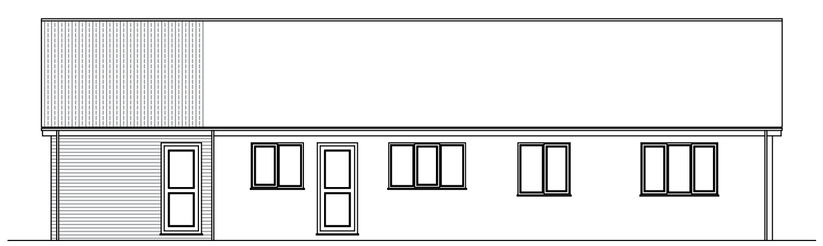
PROPOSED GROUND FLOOR PLAN



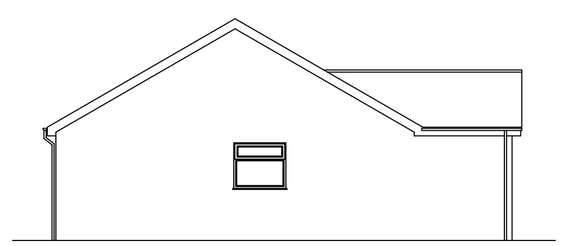
PROPOSED FRONT (NORTH EAST) ELEVATION



PROPOSED SIDE (NORTH WEST) ELEVATION



PROPOSED REAR (SOUTH WEST) ELEVATION



PROPOSED SIDE (SOUTH EAST) ELEVATION

Ref:	Revision:	Date:

AUSTIN JOHN
DEVELOPMENTS

Rualen, Mill Green Road, Pinchbeck, Spalding,
Lincolnshire, PE11 3PU
01775 712115
contact@austinjohndevelopments.uk

Project:
PROPOSED SIDE EXTENSION

Client:
MR & MRS REEVES
12 BAXTER GARDENS
SPALDING
PE11 3YL

DRAWING:
PROPOSED FLOOR PLAN
PROPOSED ELEVATIONS

DRAWING N°:	DATE:
AJD/1014/15/01	AUGUST 2015
DRAWN BY: JC	SCALE: 1:250 1:500 1:1250

COPIES OF THESE DRWGS. MUST NOT BE TAKEN, TRACED OR ALTERED FOR ANY PURPOSE OTHER THAN THAT FOR WHICH THEY ARE ISSUED WITHOUT WRITTEN PERMISSION OF MENHAM BUILDING DESIGN. THESE SERVICES ARE PRODUCED ONLY FOR THE PURPOSE OF OBTAINING PLANNING OR BUILDING REGULATIONS APPROVAL AND DO NOT CONTAIN A FULL SPECIFICATION FOR THE PROPOSED WORKS AND MUST NOT BE USED AS A CONTRACT DOCUMENT ALONE.
THE PROPOSED WORK WILL NOT BE SUPERVISED/INSPECTED BY MENHAM BUILDING DESIGN (unless agreed otherwise in writing by the client), THEREFORE IT IS THE CLIENT OR THEIR APPOINTED BUILDER/CONTRACTOR'S RESPONSIBILITY TO CONTROL WORKMANSHIP/MATERIALS & SPECIFICATION AND ANY VARIATIONS TO THE CONTRACT. IT IS NEITHER PRACTICAL OR REASONABLE TO SHOW ALL RELEVANT MATTERS ON THE DRAWINGS, THE FACT THAT MATTERS ARE NOT MENTIONED DOES NOT ALLEVIATE THE BUILDER/CONTRACTOR FROM RESPONSIBILITY FOR THE CORRECT METHOD OF WORKS. ALL WORKS SHALL BE CARRIED OUT IN ACCORDANCE WITH MANUFACTURERS INSTRUCTIONS AND COMPLY WITH THE MANUALS AND APPROVED DOCUMENTS OF THE BUILDING REGULATIONS AND CURRENT BRITISH TECHNICAL REQUIREMENTS CODES OF PRACTICE, BRITISH STANDARDS OR EUROPEAN CODE etc. ALL MEASUREMENTS ON THIS DRAWING ARE NOT TO BE SCALED FOR CONSTRUCTION/ORDERING PURPOSES. ALL DIMENSIONS FOR SETTING OUT OF THE WORKS AS SHOWN ON THE DRAWING TO BE CHECKED BY THE BUILDER/CONTRACTOR PRIOR TO THE COMMENCEMENT OF WORK AND ANY DISCREPANCIES REPORTED IMMEDIATELY. WHERE APPLICABLE, DIMENSIONS SHOWN ARE EITHER THE OUTSIDE/INSIDE OF bwk OR blockwork AND NOT FINISHED PLASTER. IT IS RECOMMENDED THAT A SITE SOIL SURVEY IS UNDERTAKEN PRIOR TO COMMENCEMENT OF WORKS. THE ACTUAL POSITIONING OF EXISTING SERVICES PIPES, ELECTRICAL CABLES etc. ARE NOT GENERALLY SHOWN. THE ACTUAL POSITIONING OF APPARATUS MUST BE ESTABLISHED BY THE BUILDER/CONTRACTOR PRIOR TO COMMENCEMENT OF WORK AND REPOSITIONED TO SUIT THE INDIVIDUAL SERVICE SUPPLIERS INSTALLATION RECOMMENDATIONS.

HEALTH & SAFETY
The client is to ensure that the appointed contractor is familiar with and complies with Health & Safety for Building Sites and Work Places.