NO DIMENSIONS TO BE SCALED FROM THIS DRAWING, ALL DIMENSIONS TO BE CHECKED ON SITE. ANY DISCREPANCIES WITH THE DRAWINGS TO BE REPORTED AND CLARIFIED PRIOR TO COMMENCING WORKS ON SITE, IF IN DOUBT - ASK. THIS DRAWING IS COPYRIGHT.

PROPOSED PLANTING SCHEME SCALE 1:200

Notes
All planting areas to have 50mm bark mulch.
Plants & shrubs to be spaced at 1m centres in a random mix.

Isolated trees planted in grass areas to have cultivated metre circles to match existing trees.

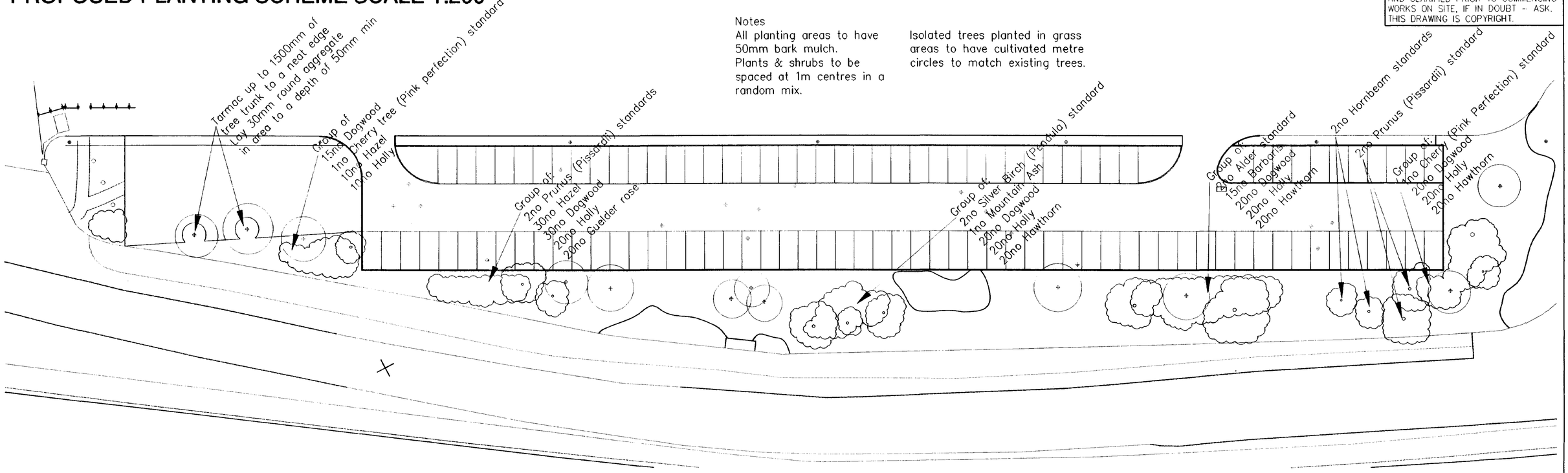

EXISTING PLANTING SCHEME SCALE 1:250

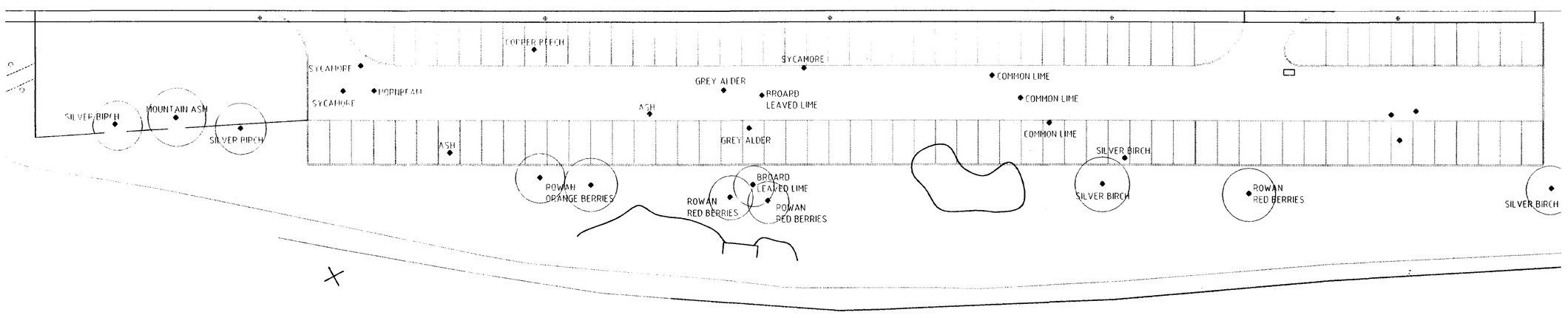

Rev.	Description
A	Landscaping amended after meeting with Local Authority Planning Department Car park extended
Date 28.11.99	

CORPORATE ARCHITECTURE Ltd

CLIENT
Geest Uk
West Marsh Road
Spalding
Lincs

TITLE
Traffic Management
Project No 1473

Orange car park plan
Landscaping plan

DATE 20.08.99 | SCALE 1:200
DRAWING NO. 213 | ISSUE NO. A

CORPORATE ARCHITECTURE LIMITED
CHARTERED ARCHITECTS
St Georges House, St Georges Way, Leicester LE1 1SH
Tel: 0116 255 2323 Fax: 0116 254 6278

SOUTH HOLLAND DC
HOUSING & PLANNING
08 DEC 1999
Ref: 0905/99

Ref. A1

PROPOSED PLANTING SCHEME SCALE 1:200

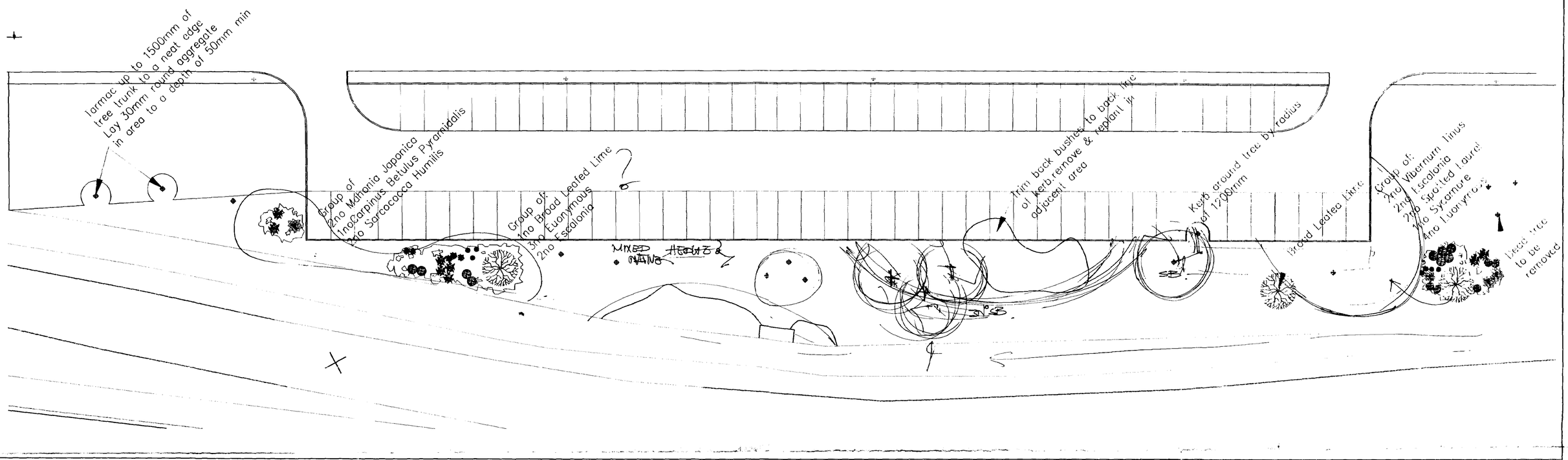

EXISTING PLANTING SCHEME SCALE 1:250

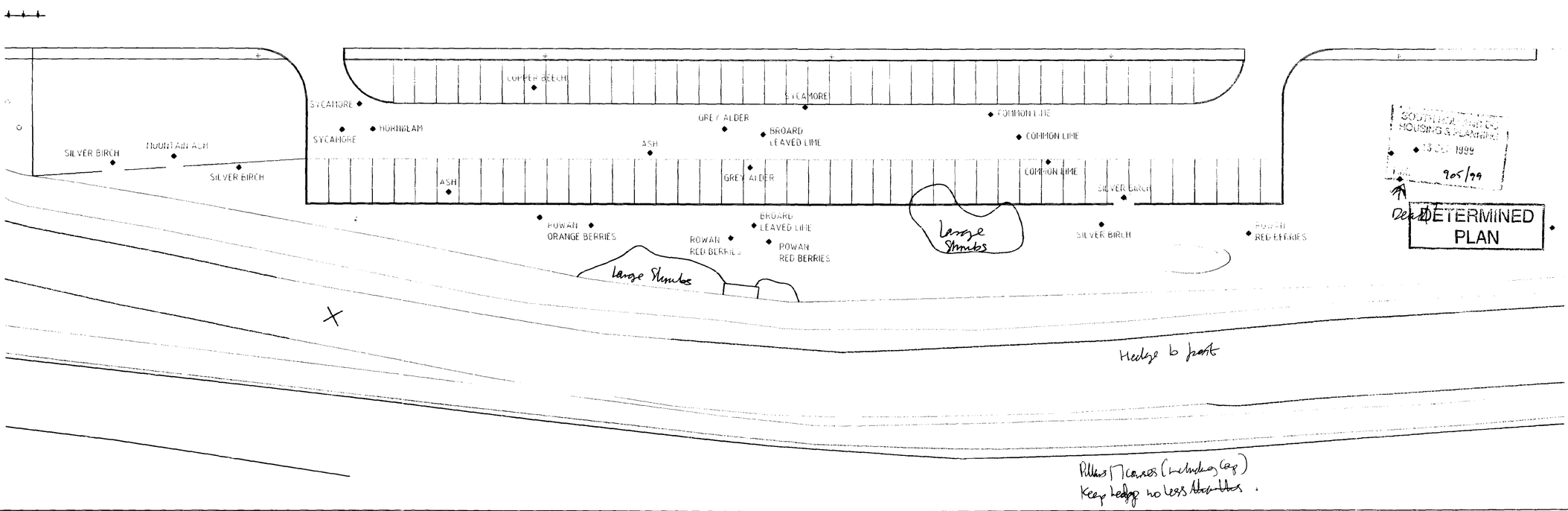

SOUTH HOLLAND DC HOUSING & PLANNING
13 OCT 1999
905/99
Dead
DETERMINED PLAN

CORPORATE ARCHITECTURE Ltd

CLIENT
West Marsh Road
Spalding
Lincs

TITLE
Traffic Management
Project No 1473
Orange air pad plan
Landscaping plan

DATE 20.08.99
SCALE 1:200
DRAWING NO
ISSUE NO

CORPORATE ARCHITECTURE LIMITED
CHARTERED ARCHITECTS

Drawing note:
Openings in the roof are indicative only and prior to commencment of work redundant services, ducts and flues will be certified.

NO DIMENSIONS TO BE SCALED FROM THIS DRAWING, ALL DIMENSIONS TO BE CHECKED ON SITE. ANY DISCREPANCIES WITH THE DRAWINGS TO BE REPORTED AND CLARIFIED PRIOR TO COMMENCING WORKS ON SITE, IF IN DOUBT – ASK.
THIS DRAWING IS COPYRIGHT.
NOTE THIS DRAWING WAS PRODUCED USING INFORMATION SUPPLIED

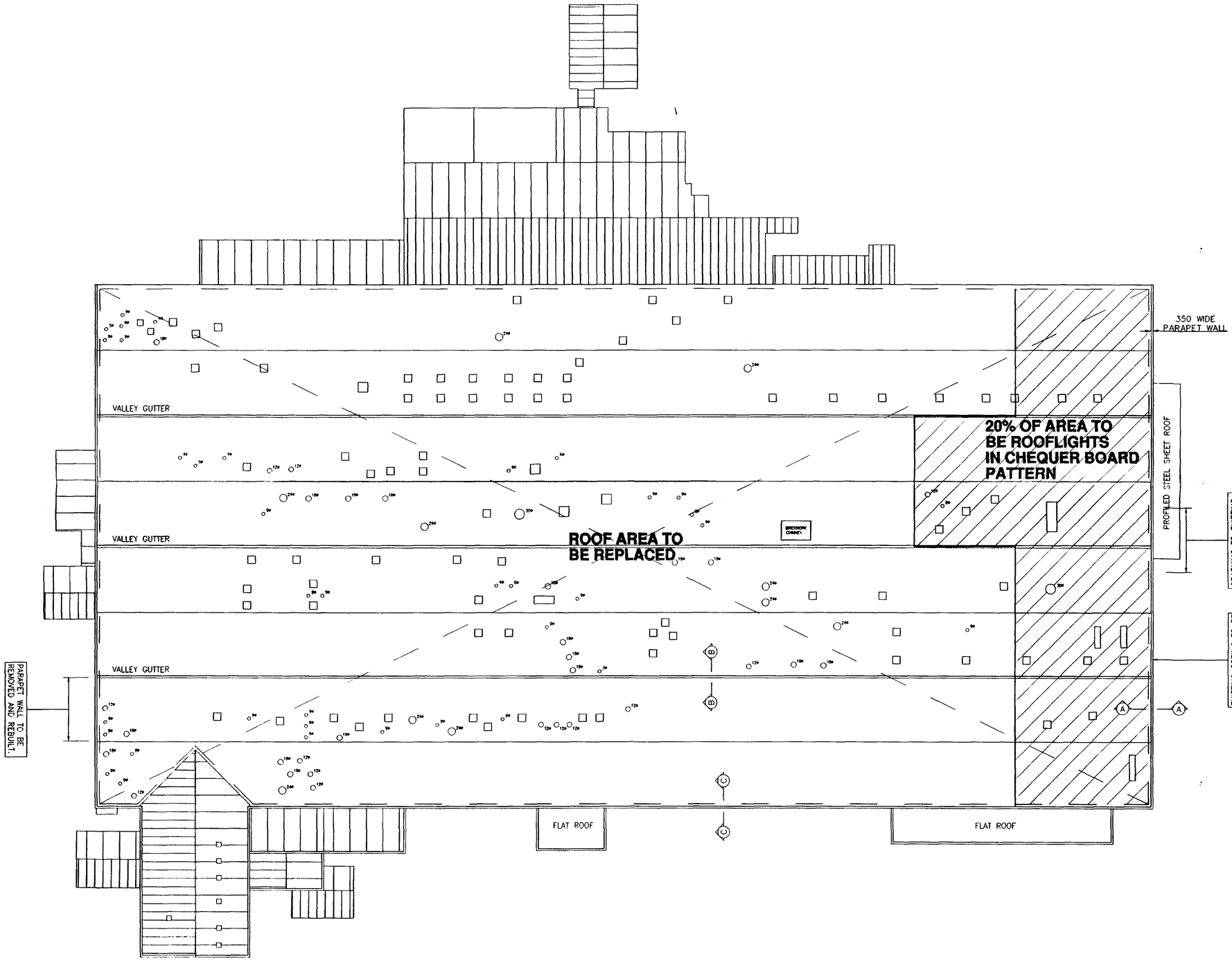

BUILDING B ROOF PLAN

NOTE:
Redundant ducting and service penetrations to be ignored and ducts and services removed.

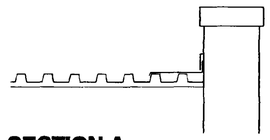

SECTION A

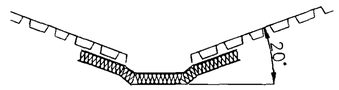

SECTION B

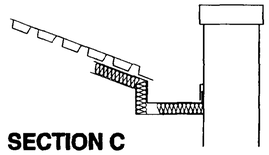

SECTION C

Gutter Notes:
Gutter wiers to be constructed at each of valley gutters.
Wiers are to be taken outside the building line where possible.
Areas where services prevent penetration alternative solutions on wiers are to be detailed by agreement.

Rev.	Description
B	Parapet wall indicated, details added and various notes added.
Date 19.03.99	

SOUTH HOLLAND DC
HOUSING & PLANNING
13 SEP 1999
Ref: 905/99

DETERMINED PLAN

CORPORATE a Ltd ARCHITECTURE

CLIENT
Geest UK
West Marsh Road
Spalding
Lincs

TITLE
Building B Re-roofing
Project No 1566

BUILDING B
Roof Plan
Proposals

DATE	SCALE
07.11.98	1:400
DRAWING NO.	ISSUE NO.
019	B

CORPORATE ARCHITECTURE LIMITED
CHARTERED ARCHITECTS
St Georges House, St Georges Way, Leicester LE1 1SH
Tel: 0116 255 2323 Fax: 0116 254 6278

NO DIMENSIONS TO BE SCALED FROM THIS DRAWING, ALL DIMENSIONS TO BE CHECKED ON SITE. ANY DISCREPANCIES WITH THE DRAWINGS TO BE REPORTED AND CLARIFIED PRIOR TO COMMENCING WORKS ON SITE, IF IN DOUBT – ASK. THIS DRAWING IS COPYRIGHT.

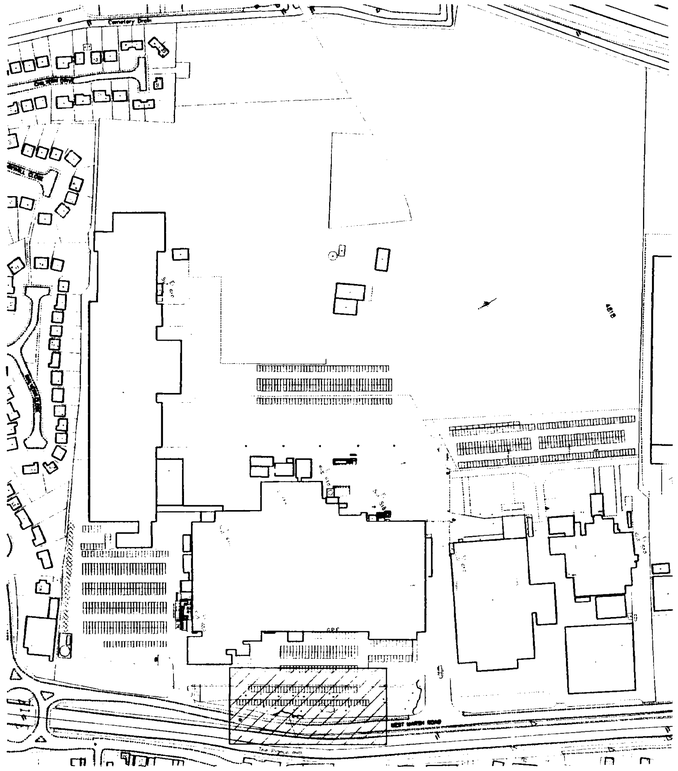

Area A1

Location plan
Scale 1:2500

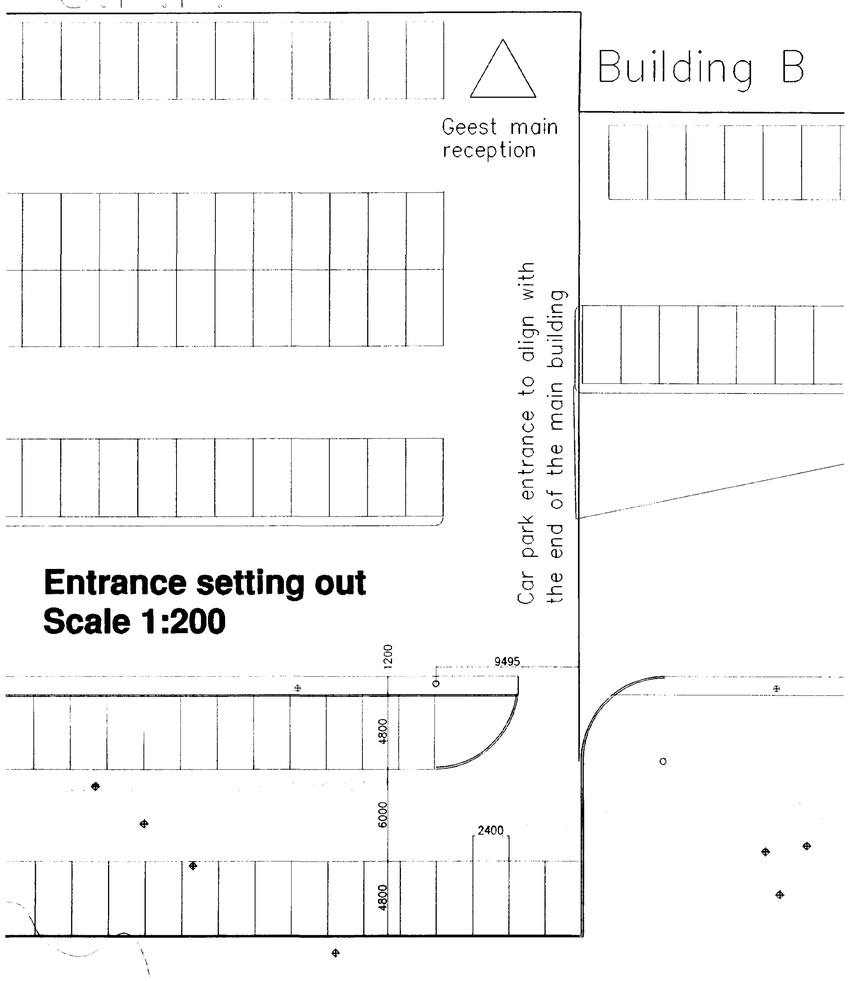

Entrance setting out
Scale 1:200

Specification of car park

Parking space:	50mm gravel topping to 150mm hardcore.
Roadway:	60mm base course dense bitumen macadam on 200mm h/core
Landscaping strip:	Gravel topping on soil
Edgings to lawn & strip:	150x50 pcc edgings on concrete foundations & haunching set level with lawn but 25mm higher than car parking space
Edgings to roadway:	150x50 pcc edging on concrete foundations & haunching set level with road & c/p space

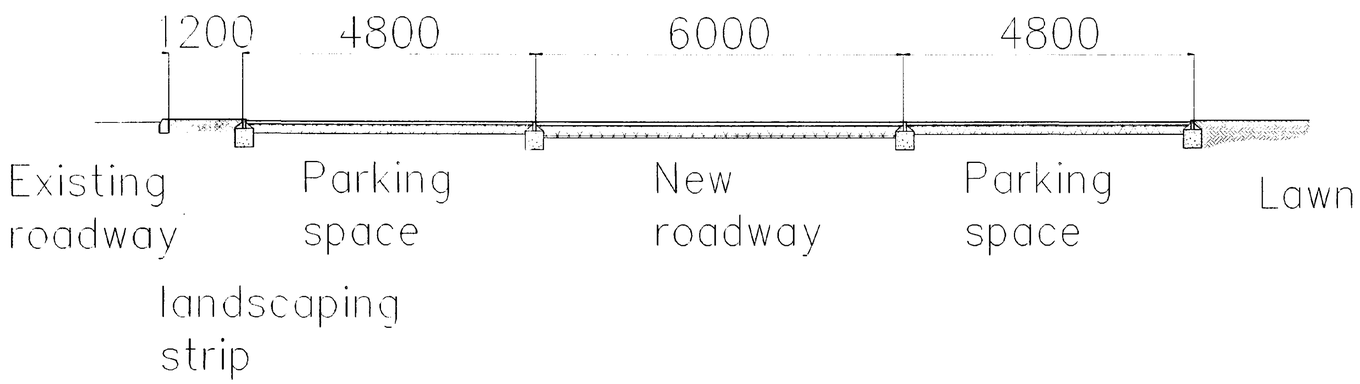

Section A-A
Scale 1:50

SOUTH HOLLAND DC
HOUSING & PLANNING
13 SEP 1999
Ref: 905/99

DETERMINED PLAN

Rev.	Description
A	Additional setting out dimensions added.
Date	
31.08.99	
Checked by:	Date checked:

CORPORATE a Ltd ARCHITECTURE

CLIENT
Geest UK
West Marsh Road
Spalding
Lincs

TITLE
Traffic Management
Project No 1473

Area A1 Car park section & setting outof entrance

DATE: 22.07.99
SCALE: var
DRAWING NO.: 203
ISSUE NO.: A

CORPORATE ARCHITECTURE LIMITED
CHARTERED ARCHITECTS
Tel: 0116 255 2223 Fax: 0116 254 6278

NO DIMENSIONS TO BE SCALED FROM THIS DRAWING, ALL DIMENSIONS TO BE CHECKED ON SITE. ANY DISCREPANCIES WITH THE DRAWINGS TO BE REPORTED AND CLARIFIED PRIOR TO COMMENCING WORKS ON SITE, IF IN DOUBT - ASK.
THIS DRAWING IS COPYRIGHT.
NOTE THIS DRAWING WAS PRODUCED USING INFORMATION SUPPLIED

LEGEND

Existing patent glazing

PROFILED STEEL SHEET LINK CORRIDOR

BRICKWORK CHIMNEY

FLAT ROOF

PROFILED STEEL SHEET ROOF

APPROX. LINE OF EXPANSION JOINT BETWEEN BUILDINGS

FLAT ROOF

PROFILED STEEL SHEET ROOF

Rev.	Description
B	Expansion joint added and legend added.
Date	
19.03.99	

SOUTH HOLLAND DC
HOUSING & PLANNING
13 SEP 1999
Ref: 905/99

DETERMINED PLAN

CORPORATE a Ltd ARCHITECTURE

CLIENT

[redacted]
West Marsh Road
Spalding
Lincs

TITLE

Building B Re-roofing
Project No 1566

BUILDING B
ROOF PLAN
EXISTING LAYOUT

DATE	SCALE
07.11.98	1:350
DRAWING NO.	ISSUE NO.
016	B

CORPORATE ARCHITECTURE LIMITED
CHARTERED ARCHITECTS
[redacted]
tel 0116 255 2223 fax 0116 254 6278

BUILDING B ROOF PLAN

NO DIMENSIONS TO BE SCALED FROM THIS DRAWING. ALL DIMENSIONS TO BE CHECKED ON SITE. ANY DISCREPANCIES WITH THE DRAWINGS TO BE REPORTED AND CLARIFIED PRIOR TO COMMENCING WORKS ON SITE. IF IN DOUBT – ASK. THIS DRAWING IS COPYRIGHT.

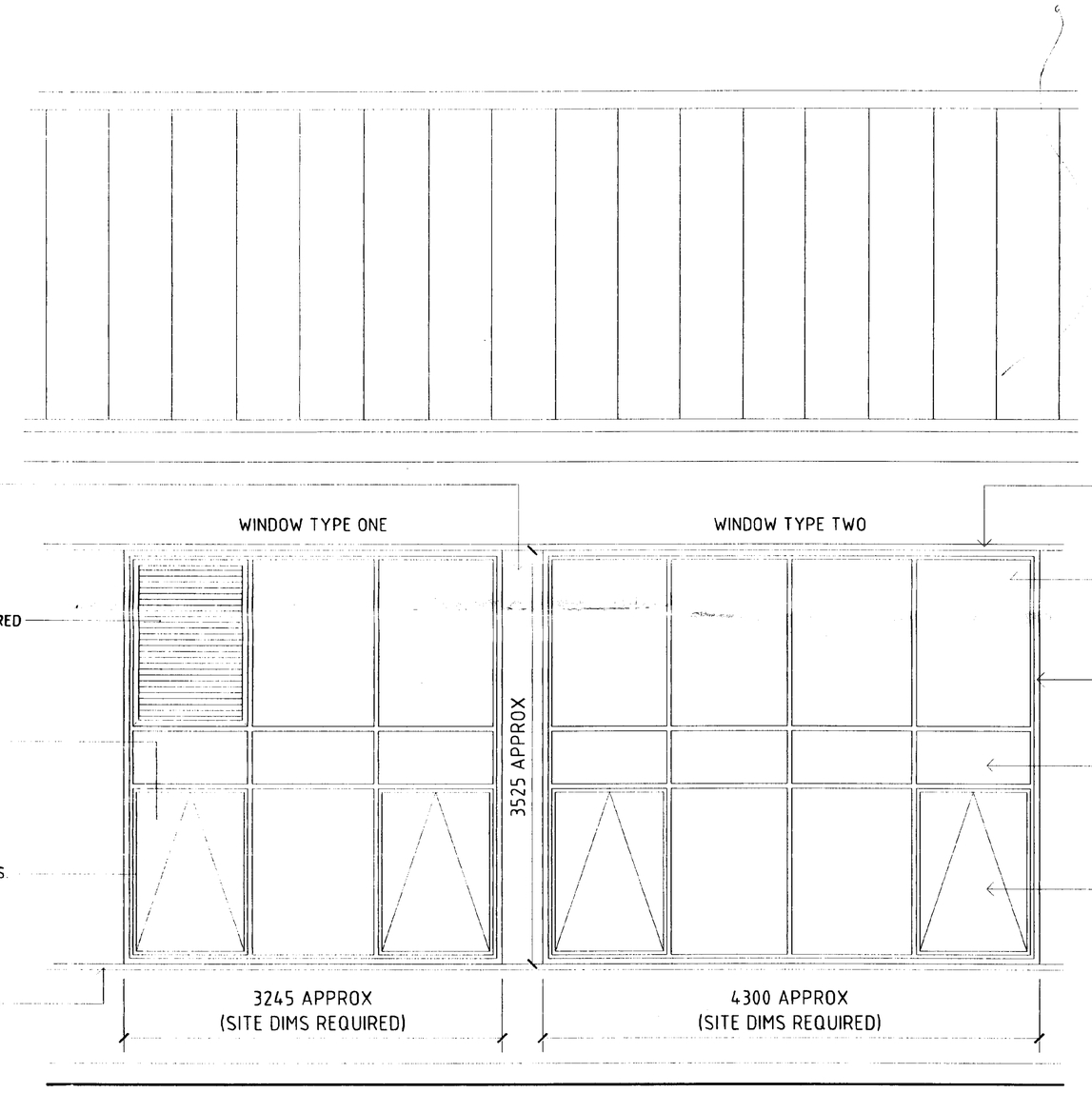

WHERE INDICATED ON CONDITION SURVEY MAKE GOOD BRICKWORK ANY DAMAGED BRICKS TO BE REPLACED.

ALUMINIUM LOUVERED PANEL WHERE REQUIRED IN GLAZING SYSTEM (REFER TO ELEVATION) POWDER COATED TO MATCH GLAZING.

PROVIDE 'DRYAD' SLIDING CASEMENT STAY (305MM-C9L/2) TO ALL OPENING LIGHTS. FINISH - SATIN CHROME. OR SIMILAR APPROVED BY CAL.

GEEST GREEN FRAMING TO TOP HUNG LIGHTS.

EXISTING REINFORCED CONCRETE SURROUND MADE GOOD WHERE REQUIRED.

EXISTING REINFORCED CONCRETE SURROUND MADE GOOD WHERE REQUIRED.

INSULATED PANEL FIXED INTO GLAZING SYSTEM. COLOUR MUST MATCH SOLAR REFLECTIVE GLAZING.

ALUMINIUM OR WHITE STEEL WINDOW FRAMING.

SOLID COLOUR PANEL (GEEST GREEN) SET ON INSULATED PANEL SET IN GLAZING SYSTEM.

SOLAR REFLECTIVE GLAZING (GREY) IN DOUBLE GLAZED SEALED UNITS.

SOUTH HOLLAND DC
HOUSING & PLANNING
13 SEP 1999
Ref: 905/99

DETERMINED PLAN

CORPORATE a Ltd ARCHITECTURE

CLIENT
Geest Uk.
West Marsh Road
Spalding
Lincs.

TITLE
Window Replacements
Project No. 1626
Proposed Elevation Detail

DATE 10.09.99
SCALE 1:25
DRAWING NO. 05
ISSUE NO.

CORPORATE ARCHITECTURE LIMITED
CHARTERED ARCHITECTS
Tel: 0116 255 2223 Fax: 0116 254 6278

NO DIMENSIONS TO BE SCALED FROM THIS DRAWING. ALL DIMENSIONS TO BE CHECKED ON SITE. ANY DISCREPANCIES WITH THE DRAWINGS TO BE REPORTED AND CLARIFIED PRIOR TO COMMENCING WORKS ON SITE. IF IN DOUBT – ASK. THIS DRAWING IS COPYRIGHT.



FRONT ELEVATION

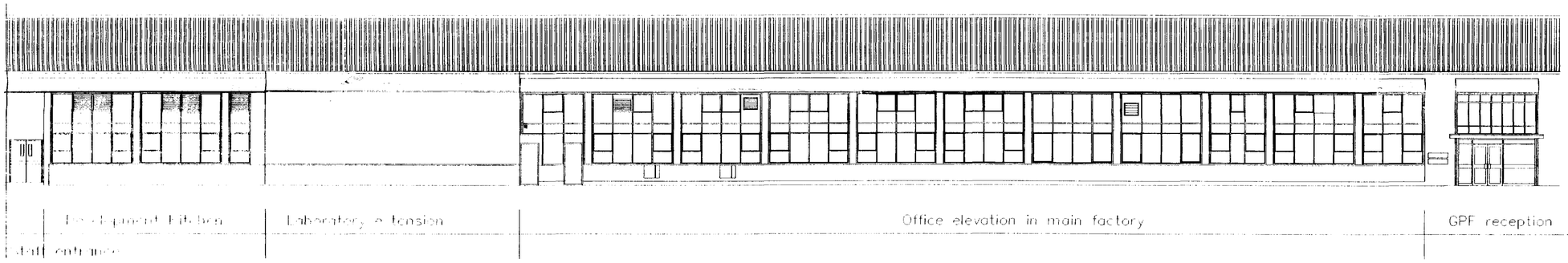

FRONT ELEVATION (CONT.)

SOUTH HOLLAND DC
HOUSING & PLANNING
13 SEP 1999
Ref: 905/99

DETERMINED
PLAN

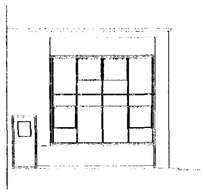

SIDE ELEVATION AT A

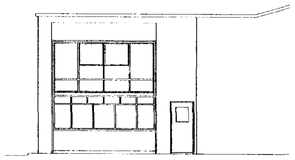

SIDE ELEVATION AT B

CORPORATE a Ltd ARCHITECTURE

CLIENT
Geest Uk
West Marsh Road
Spalding
Lincs.

TITLE
Window Replacements
Project No. 1626
Existing Elevations

DATE 13.04.99
SCALE 1:100
DRAWING NO. 001
ISSUE NO.

CORPORATE ARCHITECTURE LIMITED
CHARTERED ARCHITECTS
Tel: 0116 255 2323 Fax: 0116 254 6278

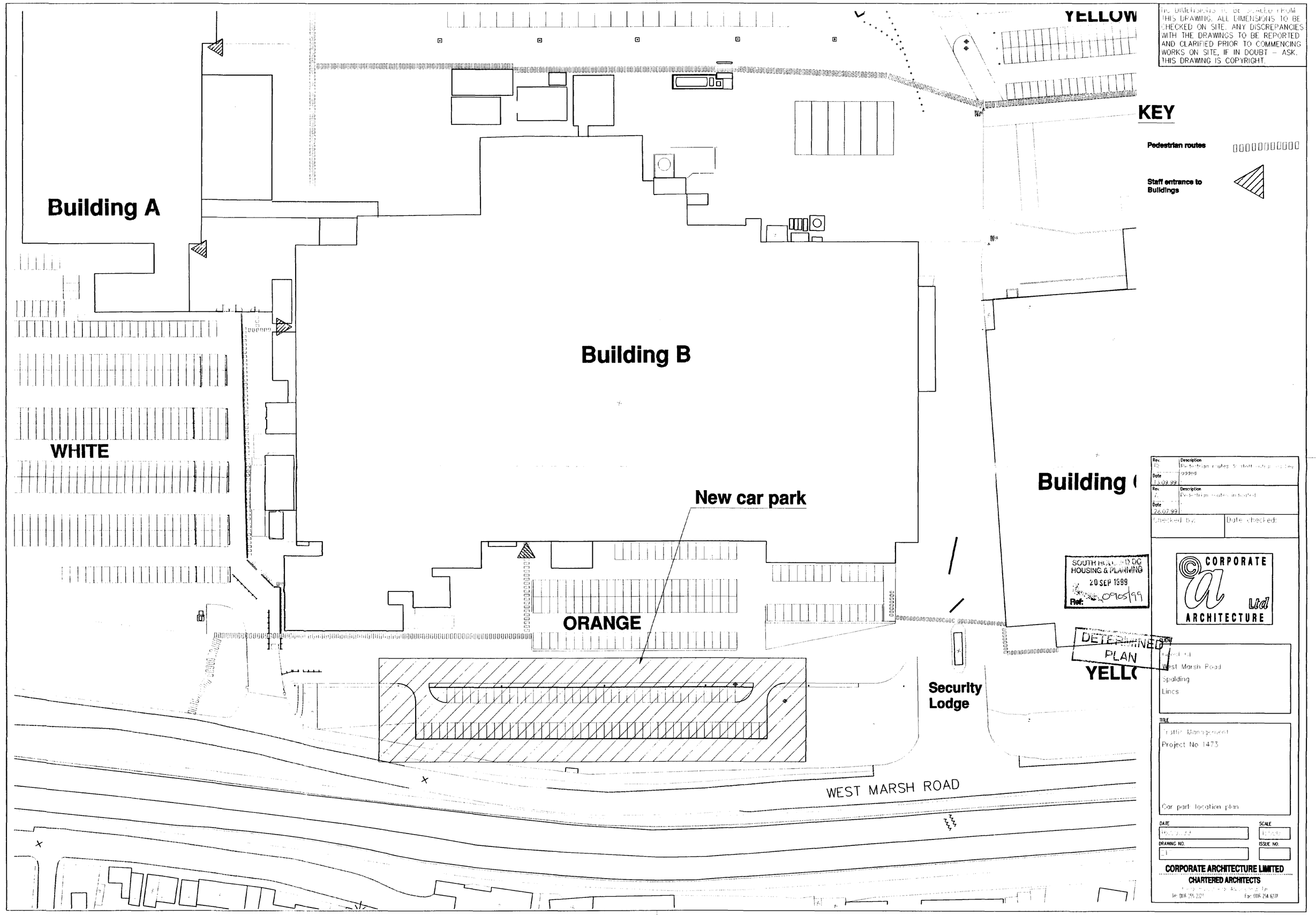

NO DIMENSIONS TO BE SCALED FROM THIS DRAWING. ALL DIMENSIONS TO BE CHECKED ON SITE. ANY DISCREPANCIES WITH THE DRAWINGS TO BE REPORTED AND CLARIFIED PRIOR TO COMMENCING WORKS ON SITE, IF IN DOUBT – ASK. THIS DRAWING IS COPYRIGHT.

Rev.	Description
B	Pedestrian routes & staff entrance key added
Date 13.09.99	
Rev. A	Pedestrian routes indicated
Date 26.07.99	

Checked by: | Date checked:

SOUTH HOLLAND DC HOUSING & PLANNING 20 SEP 1999 Ref: 0905/99

CORPORATE ARCHITECTURE Ltd

DETERMINED PLAN

CLIENT
West Marsh Road
Spalding
Lincs

TITLE
Traffic Management
Project No 1473

Car park location plan

DATE | SCALE
DRAWING NO. | ISSUE NO.

CORPORATE ARCHITECTURE LIMITED
CHARTERED ARCHITECTS
Tel: 0116 255 2323 Fax: 0116 254 6278